
NHATS Round 2

Section IS [INTERVIEW SETUP]

Sequence: 1

IS1 IS1 NOT ON FILE

QUESTION TEXT:

YOU HAVE SELECTED CASE {CASE ID} FOR {SP}.

IF THIS IS CORRECT, PRESS 1 AND ENTER TO CONTINUE

TO SELECT ANOTHER CASE, BREAKOFF AND SELECT THE CORRECT CASE ID FROM THE IMS.

ENTER TEXT

Length

1

IS2 is2resptype R2 IS2 TYPE OF RESPONDENT
op2proxy R2 IS2 PROXY

QUESTION TEXT:

SELECT TYPE OF RESPONDENT

CODES

1	SAMPLE PERSON (SP)	BOX IS2C
2	PROXY	

PROGRAMMER INSTRUCTIONS:

If IS2=2 (PROXY), SET PROXY FLAG = 1 (YES) AND DISPLAY APPROPRIATE PROXY DISPLAYS FOR ALL QUESTIONNAIRE ITEMS.

If PRELOAD DECEASED flag = 1 (YES) and code 1 is selected, display soft error message "SP WAS PREVIOUSLY

IDENTIFIED AS DECEASED. CONFIRM THAT SP IS STILL LIVING. IF SP IS DECEASED, SELECT CODE 2 FOR PROXY.

IS2A	is2reasnprx1	R2 IS2A PROXY REAS SP DEMENTIA
	is2reasnprx2	R2 IS2A PROXY REAS SP ILL
	is2reasnprx3	R2 IS2A PRXY REAS SP SPCH IMPAIR
	is2reasnprx4	R2 IS2A PRXY REAS SP HEAR IMPAIR
	is2reasnprx5	R2 IS2A PROXY REAS LANG BARRIER
	is2reasnprx6	R2 IS2A PROXY REAS TEMP UNAVAIL
	is2reasnprx7	R2 IS2A PROXY REAS DECEASED
	is2reasnprx9	R2 IS2A PROXY REAS OTHER

QUESTION TEXT:

SPECIFY REASON FOR PROXY

SELECT ALL THAT APPLY

CODES

1	DEMENTIA/COGNITIVE/MENTAL IMPAIRMENT REPORTED BY PROXY	IS2C
2	SP TOO ILL/MAJOR PHYSICAL HEALTH ISSUES	IS2C
3	SP SPEECH IMPAIRED	IS2C
4	SP HEARING IMPAIRED	IS2C
5	LANGUAGE BARRIER	IS2C
6	SP TEMPORARILY UNAVAILABLE	IS2BC
7	SP DECEASED	IS2C
91	OTHER (SPECIFY)	

PROGRAMMER INSTRUCTIONS:

Allow select all that apply.

If IS2A = 7 (DECEASED), display soft error message "YOU HAVE SELECTED SP DECEASED. IF SP IS STILL LIVING, SELECT A DIFFERENT OPTION. IF SP IS DECEASED, SELECT SUPPRESS TO CONFIRM."

If IS2A = 7 (DECEASED) AND 1-6 OR 91, display error message "INCONSISTENT ANSWER. SP DECEASED CANNOT BE SELECTED WITH OTHER PROXY REASONS."

If PRELOAD DECEASED flag = 1 (YES) and code 7 not selected, display soft error message "SP WAS PREVIOUSLY IDENTIFIED AS DECEASED. CONFIRM THAT SP IS STILL LIVING. IF SP IS DECEASED, SELECT CODE 7, SP DECEASED."

If IS2A = 7 (DECEASED), set DECEASED flag = 1 (YES).

IS2B

IS2B

NOT ON FILE

QUESTION TEXT:

SPECIFY REASON FOR PROXY

ENTER TEXT

Length

50

PROGRAMMER INSTRUCTIONS

If IS2A = 6 (SP UNAVAILABLE), go to IS2B2.
Otherwise, go to BOX IS2C

IS2B2

is2tempres

R2 IS2B2 TEMPORARY RESIDENCE

QUESTION TEXT:

SPECIFY WHERE SP IS TEMPORARILY RESIDING

IF NEEDED, ASK: Where is {SP} currently residing or staying?

CODES

1	HOSPITAL	BOX IS2C
2	NURSING HOME/REHAB CENTER	BOX IS2C
91	OTHER (SPECIFY)	
	REFUSED	BOX IS2C
	DON'T KNOW	BOX IS2C

IS2B3

IS2B3

NOT ON FILE

QUESTION TEXT:

SPECIFY OTHER PLACE SP IS TEMPORARILY RESIDING.

ENTER TEXT

Length

50

IS2C

IS2C

NOT ON FILE

DISPLAY INSTRUCTIONS:

DO NOT DISPLAY RESPONSE CODES AND LABELS

QUESTION TEXT:

During the course of the study, we would like to record some of the questions and answers for training and data quality. I'd like to continue now, unless you have any questions.

PRESS 1 AND ENTER TO CONTINUE

IF RESPONDENT REFUSES TO ALLOW AUDIO RECORDING, PRESS 7 AND ENTER

CODES

1	CONSENT TO RECORDING	IS3
7	REFUSE CONSENT TO RECORD	IS2D

PROGRAMMER INSTRUCTIONS:

IF IS2c=1 (OK TO RECORD), SET AUDIORECORDING FLAG=1 (YES).
IF RESPONDENT TYPE AT IS2=1 (SP), SET SPAUDIOASSENT FLAG=1 (YES).
IF RESPONDENT TYPE AT IS2=2 (PROXY), SET PROXYAUDIOASSENT FLAG=1 (YES).

ELSE IF IS2c=7 (REFUSED TO RECORD), SET AUDIORECORDING FLAG = 2 (NO). IF
RESPONDENT TYPE AT IS2=1 (SP), SET SPAUDIOASSENT FLAG = 2 (NO).
IF RESPONDENT TYPE AT IS2=2 (PROXY), SET PROXYAUDIOASSENT=2 (NO).

DO NOT DISPLAY THIS SCREEN ON BACK UP OR RESTARTS (CASE STATUS = 12 (STARTED) UNLESS
RESPONDENT TYPE IS CHANGED AT IS2 ON RESTART (CASE STATUS = 12 (STARTED)).

IS2D

IS2D

NOT ON FILE

QUESTION TEXT:

That's fine. The interview will not be recorded.

PRESS 1 AND ENTER TO CONTINUE

ENTER TEXT

Length

1

IS3

IS3

NOT ON FILE

DISPLAY INSTRUCTIONS:

If IS2A=7 (SP DECEASED), display "was".
Otherwise, display "is".

QUESTION TEXT:

Before we start, I just want to confirm that {your/SP's} name {is/was} {SP'S FIRST NAME} {SP'S MIDDLE NAME} {SP'S LAST NAME}. Is that correct?

SPELL OUT SP'S NAME. CONFIRM SPELLING.

CODES

1	YES	BOX IS8
2	NO	

PROGRAMMER INSTRUCTIONS:

If Breakoff at or before this screen, do not save any data and set case status = 11 (READY).

IS3A

IS3A

NOT ON FILE

DISPLAY INSTRUCTIONS:

Display preloaded SP name in the response fields.

Display "FIRST" in bold underlined text.

Display SP first name in fill as bold underlined.

If IS2A=7 (SP DECEASED), display "was".
Otherwise, display "is".

QUESTION TEXT:

What {is/was} the correct spelling of {your/SP's} full name?

{FIRST NAME} {MIDDLE NAME} {LAST NAME}

CORRECT FIRST NAME. CONFIRM SPELLING

ENTER TEXT

Length 25

PROGRAMMER INSTRUCTIONS:

Display IS3a, 3b, and 3c on the same screen.

IS3B

IS3B

NOT ON FILE

DISPLAY INSTRUCTIONS:

Display "MIDDLE" in bold underlined text.

Display SP middle name in fill as bold underlined.

If IS2A=7 (SP DECEASED), display "was".
Otherwise, display "is".

QUESTION TEXT:

What {is/was} the correct spelling of {your/SP's} full name?

{FIRST NAME} {MIDDLE NAME} {LAST NAME}

CORRECT MIDDLE NAME. CONFIRM SPELLING

PRESS ENTER IF NO MIDDLE NAME OR INITIAL

ENTER TEXT

Length 25

PROGRAMMER INSTRUCTIONS:

Display IS3a, 3b, and 3c on the same screen.

Allow empty.

IS3C**IS3C**

NOT ON FILE

DISPLAY INSTRUCTIONS:

Display "LAST" in bold underlined text.

Display SP last name in full as bold underlined.

If IS2A=7 (SP DECEASED), display "was".
Otherwise, display "is".

QUESTION TEXT:

What {is/was} the correct spelling of {your/SP's} full name?

{FIRST NAME} {MIDDLE NAME} {LAST NAME}

CORRECT LAST NAME. CONFIRM SPELLING

ENTER TEXT

Length

25

PROGRAMMER INSTRUCTIONS:

Write corrected SP name to the person roster.

Set flag to indicate SP name was updated.

BOX IS8**BOX IS8**

NOT ON FILE

Write SP name (if corrected at IS3a-c) to the PERSON ROSTER.
Set relationship to SP = 1 (SAMPLE PERSON).

If IS2 = 1 (SP), to Section RE - Residence.
If IS2 = 2 (PROXY), go to IS8.

IS8A**IS8A**

NOT ON FILE

DISPLAY INSTRUCTIONS:

Display "first" in bold underlined text.

QUESTION TEXT:

What is your full name?

ENTER FIRST NAME. CONFIRM SPELLING

ENTER TEXT

Length

25

PROGRAMMER INSTRUCTIONS:

Display IS8A, IS8B, and IS8C on the same screen.

Write ROSTER MEMBER to next open position on PERSON ROSTER.

Set PROXY RESP CURRENT INT FLAG = 1 for ROSTER MEMBER.

IS8B

IS8B

NOT ON FILE

DISPLAY INSTRUCTIONS:

Display "middle" in bold underlined text.

QUESTION TEXT:

ENTER MIDDLE NAME. CONFIRM SPELLING

ENTER TEXT

Length

25

PROGRAMMER INSTRUCTIONS:

Display IS8A, IS8B, and IS8C on the same screen.

Allow empty.

IS8C

IS8C

NOT ON FILE

DISPLAY INSTRUCTIONS:

Display "last" in bold underlined text.

QUESTION TEXT:

ENTER LAST NAME. CONFIRM SPELLING

ENTER TEXT

Length

25

PROGRAMMER INSTRUCTIONS:

Display IS8A, IS8B, and IS8C on the same screen.

IS9

is2prxyrelat

R2 PROXY RELATIONSHIP TO SP

op2relatnshp

R2 RELASHIP TO SP UPDATE AND NEW

DISPLAY INSTRUCTIONS:

Display PROXY RELATIONSHIP CODE LIST.

QUESTION TEXT:

How are you related to {SP}?

IF NEEDED: Are you {his/her}.....?

CODE RELATIONSHIP OF PROXY TO SP

PRESS F1 FOR HELP SCREEN

CODES

- | | |
|---|-----------------|
| 2 | SPOUSE/PARTNER |
| 3 | DAUGHTER |
| 4 | SON |
| 5 | DAUGHTER-IN-LAW |
| 6 | SON-IN-LAW |

7	STEPDAUGHTER
8	STEPSON
9	SISTER
10	BROTHER
11	SISTER-IN-LAW
12	BROTHER-IN-LAW
13	MOTHER
14	STEPMOTHER
15	MOTHER-IN-LAW
16	FATHER
17	STEPFATHER
18	FATHER-IN-LAW
19	GRANDDAUGHTER
20	GRANDSON
21	NIECE
22	NEPHEW
23	AUNT
24	UNCLE
25	COUSIN
26	STEPDAUGHTER'S SON/DAUGHTER
27	STEPSON'S SON/DAUGHTER
28	DAUGHTER-IN-LAW'S SON/DAUGHTER
29	SON-IN-LAW'S SON/DAUGHTER
30	BOARDER/RENTER
31	PAID AIDE/HOUSEKEEPER/EMPLOYEE
32	ROOMMATE
33	EX-WIFE/EX-HUSBAND
34	BOYFRIEND/GIRLFRIEND
35	NEIGHBOR
36	FRIEND
37	SOMEONE/SERVICE AT THE PLACE SP LIVES/LIVED
38	CO-WORKER
39	MINISTER, PRIEST, OR OTHER CLERGY
40	PSYCHIATRIST, PSYCHOLOGIST, COUNSELOR, OR THERAPIST
91	OTHER RELATIVE
92	OTHER NONRELATIVE

PROGRAMMER INSTRUCTIONS:

If code = 2 (SPOUSE/PARTNER), 3 (DAUGHTER), 4 (SON), 7 (STEPDAUGHTER), OR 8 (STEPSON) selected for new addition to the roster, display soft error message, "UNLIKELY RESPONSE. REVIEW NAMES AND RELATIONSHIPS ON ROSTER AT IS8 TO MAKE SURE PERSON DOESN'T ALREADY EXIST ON THE ROSTER."

If 3 (daughter), 5 (daughter-in-law), 7 (stepdaughter), 9 (sister), 11 (sister-in-law), 13 (mother), 14 (stepmother), 15 (mother-in-law), 19 (granddaughter), 21 (niece), or 23 (aunt) selected, set IS10= 2 (female) and go to BOX IS11.

ELSE If 4 (son), 6 (son-in-law), 8 (stepson), 10 (brother), 12 (brother-in-law), 16 (father), 17 (stepfather), 18 (father-in-law), 20 (grandson), 22 (nephew), or 24 (uncle) selected, set IS10 = 1 (male) and go to BOX IS11.

If IS9 = 91 or 92, go to IS9a.

Otherwise, GO TO IS10.

IS9A

IS9A

NOT ON FILE

QUESTION TEXT:

SPECIFY RELATIONSHIP OF PROXY TO {SP}

ENTER TEXT

Length

50

IS10**is2prxygender**

R2 IS10 PROXY GENDER

op2dgender

R2 D GENDER UPDATE AND NEW

QUESTION TEXT:

CODE GENDER OF PROXY

IF GENDER IS OBVIOUS, CODE WITHOUT ASKING

OTHERWISE ASK: Are you male or female?

CODES

- | | |
|---|--------|
| 1 | MALE |
| 2 | FEMALE |

BOX IS11**BOX IS11**

NOT ON FILE

Write PROXY relationship and gender to PERSON ROSTER.

IS11**is2famrrutin**

R2 IS11 FAMILRITY SP DAILY ROUTIN

DISPLAY INSTRUCTIONS:

Display "first" in bold underlined text.

QUESTION TEXT:

What is your full name?

ENTER FIRST NAME. CONFIRM SPELLING

ENTER TEXT

Length

25

PROGRAMMER INSTRUCTIONS:

Display IS8A, IS8B, and IS8C on the same screen.

Write ROSTER MEMBER to next open position on PERSON ROSTER.

Set PROXY RESP CURRENT INT FLAG = 1 for ROSTER MEMBER.

BOX IS11A**BOX IS11A**

NOT ON FILE

If IS2A=7 (DECEASED) or LAST INT INHOUSEHHOLD flag=1 (YES) for proxy, go to BOX IS12A.

Else if proxy's relationship to SP = 35 or 37-40, go to BOX IS12A.

Otherwise, go to IS11A.

IS11A**is2proxlivsp**

R2 IS11A PROXY LIVES W SP

op2prsninh

R2 OP IN HOUSEHOLD UPDATE AND NEW

QUESTION TEXT:

Do you live here with {SP}?

CODES

- | | |
|---|------------|
| 1 | YES |
| 2 | NO |
| | REFUSED |
| | DON'T KNOW |

PROGRAMMER INSTRUCTIONS:

If IS11A = 1 (YES), set INHOUSEHOLD flag = 1 (YES) for PROXY PERSON.

BOX IS12B**BOX IS12B**

NOT ON FILE

If ROSTER MEMBER has PROXY RESP CURRENT INT flag = 1 (YES) and PROXY RESP LAST INT flag = 1 (YES) and relationship code = 3 (DAUGHTER), 4 (SON), 7 (STEPDAUGHTER), or 8 (STEPSON), or if ROSTER MEMBER was added in CURRENT INT and ROSTER MEMBER has relationship code = 3 (DAUGHTER), 4 (SON), 7 (STEPDAUGHTER), or 8 (STEPSON), or if ROSTER MEMBER was added in CURRENT INT and ROSTER MEMBER has INHOUSEHOLD flag = 1 (YES) and relationship code = 5-6, 9-24, go to IS12a.

Otherwise, go to Section RE - Residence.

IS12A**op2birthmth (Sensitive)**

R2 OTHER PERSON MONTH OF BIRTH

DISPLAY INSTRUCTIONS:

Display "MONTH" in underline text.

QUESTION TEXT:

What is you r date of birth?

ENTER MONTH

ENTER NUMBER

- | | |
|------------|---------|
| Range | 1 to 12 |
| Soft Range | 1 to 12 |
| REFUSED | |
| DON'T KNOW | |

PROGRAMMER INSTRUCTIONS:

Display IS12A, IS12B, and IS12c on the same screen.

IS12B**IS12B**

NOT ON FILE

DISPLAY INSTRUCTIONS:

Display "DAY" in underline text.

QUESTION TEXT:

[What is you r date of birth?]

ENTER DAY

ENTER NUMBER

Range	1 to 31
Soft Range	1 to 31
REFUSED	
DON'T KNOW	

PROGRAMMER INSTRUCTIONS:

Display IS12A, IS12B, and IS12C on the same screen.

IS12C**op2birthyear(Sensitive)** R2 OTHER PERSON YEAR OF BIRTH**DISPLAY INSTRUCTIONS:**

Display "YEAR" in underline text.

QUESTION TEXT:

[What is you r date of birth?]

ENTER YEAR

ENTER NUMBER

REFUSED
DON'T KNOW

PROGRAMMER INSTRUCTIONS:

Display IS12A, IS12B, and IS12C on the same screen.

Hard range: CURRENT YEAR - 110.

Soft range: (CURRENT YEAR - 20) - (CURRENT YEAR - 75).

If IS12C violates hard range, display error message "YEAR OF BIRTH OUTSIDE OF RANGE. VERIFY WITH RESPONDENT AND RE-ENTER."

Write birth month, day, and year from IS12a, b, and c to the PERSON ROSTER for roster member.

If IS12A and IS12B and IS12C <> RF or DK, compute PERSON AGE as (CURRENT DATE - IS12a-c DOB) and prefill IS13.

Otherwise, go to Section RE - Residence.

IS13**op2age (Sensitive)**

R2 OTH PERSON AGE UPDATE AND NEW

op2dage

R2 D OP CAT AGE UPDATE AND NEW

DISPLAY INSTRUCTIONS:

For "CALCULATED AGE", display age computed at IS12.

QUESTION TEXT:

That makes you {CALCULATED AGE} today. Is that correct?

CODES

1	YES	Section RE
2	NO	IS12A
	REFUSED	Section RE
	DON'T KNOW	Section RE

PROGRAMMER INSTRUCTIONS:

If IS13 = 1 (YES), write PERSON AGE to PERSON ROSTER.

Derived Variables From Items in IS Section	
r2d2intvrage	R2 D SP CAT AGE AT INTVW
r2dintvwrage (Sensitive)	R2 D AGE OF SP AT INTERVIEW
is2dproxyid	R2 D PROXY OPID
op2dage	R2 D OP CAT AGE UPDATE AND NEW
op2dgender	R2 D GENDER UPDATE AND NEW

NHATS Round 2

Section RE [RESIDENCE]

Sequence: 2

RE3

RE3

NOT ON FILE

DISPLAY INSTRUCTIONS:

If IS2A=7 (SP DECEASED), display “at the time {he/she} died” and “lived”.

Otherwise, display “lives”.

Display updated IMS Address 1, Address 2, City, State, Zip.

If DECEASED flag = 1 (YES) and FACILITY flag = 1 (YES), display preloaded LAST INT Facility name or from IMS if updated.

QUESTION TEXT:

Now I need to confirm {your/SP's} address {at the time {he/she} died}. According to our records, {you live}/{he/she} {lives/lived} at [READ ADDRESS BELOW]

CONFIRM SPELLING

{Facility Name}

{Address 1}

{Address 2}

{City}, {State} {Zip}

IF COMPLETE ADDRESS NOT DISPLAYED, ENTER 2.

[Is that correct?]

CODES

1	YES	RE4F
2	NO	
	REFUSED	
	DON'T KNOW	

BOX RE4

BOX RE4

NOT ON FILE

QUESTION TEXT:

If DECEASED flag = 1 (YES) and LAST INT Facility Name is not blank, go to RE4.

Otherwise, go to RE4a.

RE4

RE4

NOT ON FILE

DISPLAY INSTRUCTIONS:

Display preloaded SP address and facility name in the question text.

Display preloaded LAST INT facility name.

Display RE4a, 4b, 4c, 4d, and 4e on the same screen.

Display {Address 1}, {Address 2}, {City}, {State}, and {Zip} fields as lighter "grayed-out" text.

Display "facility name" as underlined text.

QUESTION TEXT:

What was {SP}'s facility name at the time {he/she} died?

CONFIRM SPELLING.

IF NO FACILITY NAME, ENTER 95.

{Facility Name}

{Address 1}

{Address 2}

{City}, {State} {Zip}

ENTER TEXT

Length

50

RE4A**RE4A****NOT ON FILE****DISPLAY INSTRUCTIONS:**

Display preloaded SP address in the question text.

Display preloaded address line 1 in the response field if available.

Display RE4a, 4b, 4c, 4d, and 4e on the same screen.

Display {Address 2}, {City}, {State}, and {Zip} fields as lighter "grayed-out" text.

Display "address" as underlined text.

Display preloaded SP address in the question text.

If DECEASED flag = 1 (YES), display "was" and "at the time {he/she} died".
Otherwise, display "is".

QUESTION TEXT:

What {is/was} address {at the time {he/she} died?

CONFIRM SPELLING.

{Address 1}

{Address 2}

{City}, {State} {Zip}

ENTER TEXT

Length

25

RE4B**RE4B****NOT ON FILE****DISPLAY INSTRUCTIONS:**

Display preloaded SP address in the question text

Display preloaded address line 2 in the response field if available

Display RE4a, 4b, 4c, 4d, and 4e on the same screen

Display {Address 1}, {City}, {State}, and {Zip} fields as lighter "grayed out" text.

Display "address" as underlined text

Display preloaded SP address in the question text.

If DECEASED flag = 1 (YES), display "was" and "at the time {he/she} died".
Otherwise, display "is".

QUESTION TEXT:

[What {is/was} {your/SP's} address {at the time {he/she} died}?]

CONFIRM SPELLING.

IF NO APT/SUITE NUMBER, PRESS ENTER TO CONTINUE.

{Address 1}
 {Address 2}
 {City}, {State} {Zip}

ENTER TEXT

Length

50

PROGRAMMER INSTRUCTIONS:

Allow empty

RE4C

re2spadrscty (Restricted)

R2 RE SP ADDRESS CITY

DISPLAY INSTRUCTIONS:

Display preloaded SP address in the question text
 Display preloaded city in the response field if available.
 Display RE4a, 4b, 4c, 4d, and 4e on the same screen.
 Display {Address 1}, {Address 2}, {State}, and {Zip} fields as lighter "grayed out" text.
 Display "city" as underlined text.

Display preloaded SP address in the question text.

If DECEASED flag = 1 (YES), display "was" and "at the time {he/she} died".
 Otherwise, display "is".

QUESTION TEXT:

[What {is/was} {your/SP's} city {at the time {he/she} died}?]

CONFIRM SPELLING

{Address 1}
 {Address 2}
 {City}, {State} {Zip}

ENTER TEXT

Length

25

RE4D

re2spadrsstt (Restricted)

R2 RE SP ADDRESS STATE

DISPLAY INSTRUCTIONS:

Display preloaded SP address in the question text
 Display preloaded state in the response field if available.
 Display RE4a, 4b, 4c, 4d, and 4e on the same screen.
 Display {Address 1}, {Address 2}, {City}, and {Zip} fields as lighter "grayed out" text.
 Display "state" as underlined text.

Display preloaded SP address in the question text.

If DECEASED flag = 1 (YES), display "was" and "at the time {he/she} died".
 Otherwise, display "is".

QUESTION TEXT:

[What {is/was} {your/SP's} state {at the time {he/she} died}?]

TYPE THE FIRST LETTER OF THE STATE, THEN USE ARROW KEYS IF NEEDED TO LOCATE STATE, AND PRESS ENTER TO SELECT

{Address 1}
{Address 2}
{City}, {State} {Zip}

ENTER TEXT

Length

2

PROGRAMMER INSTRUCTIONS:

Use lookup file of state names

RE4E

re2spadrszip (Restricted)

R2 RE SP ADDRESS ZIP CODE

DISPLAY INSTRUCTIONS:

Display preloaded SP address in the question text
Display preloaded zip code in the response field if available.
Display RE4a, 4b, 4c, 4d, and 4e on the same screen.
Display {Address 1}, {Address 2}, {City}, and {Zip} fields as lighter "grayed out" text.
Display "zip code" as underlined text.

Display preloaded SP address in the question text.

If DECEASED flag = 1 (YES), display "was" and "at the time {he/she} died".
Otherwise, display "is".

QUESTION TEXT:

[What {is/was} {your/SP's} zip code {at the time {he/she} died}?]

ENTER A 5-DIGIT ZIP CODE

{Address 1}
{Address 2}
{City}, {State} {Zip}

ENTER TEXT

Length

5

PROGRAMMER INSTRUCTIONS:

5-digit entry required. If less than 5 digits entered, display ErrorMessage #11.

Write updated Address 1, Address 2, City, State, and Zip fields to the IMS.

RE4F

re2spadrsnew

R2 RE4F SP ADDRESS SAME OR DIFF

re2dadrscurr

R2 D RE4F ADDRESS SAME DIFF CORRECTED

DISPLAY INSTRUCTIONS:

If DECEASED FLAG = 1 (YES), display "DIED", "{Facility Name}, "was", "at the time {he/she} died", "{he/she} was", and (" , FACILITY NAME" if FACILITY NAME <> 95).
Otherwise, display "is", "now", and "LIVES".

Display current and last address fields in 2 columns.

For CURRENT ADDRESS, display updated Facility Name, Address 1, Address 2, City, State, and Zip fields from RE4a-e.

For LAST ADDRESS, display preloaded LAST INT Facility Name, LAST INT Address 1, LAST INT Address 2, LAST INT City, LAST INT State, and LAST INT Zip fields.

QUESTION TEXT:

SPECIFY IF SP {LIVES/DIED} AT SAME RESIDENCE AS LAST INTERVIEW:

CURRENT ADDRESS:

{Facility Name}

{Address 1}

{Address 2}

{City}, {State} {Zip}

LAST ADDRESS:

{LAST INT Facility Name}

{LAST INT Address 1}

{LAST INT Address 2}

{LAST INT City}, {LAST INT State} {LAST INT Zip}

IF NEEDED: Is the place {you are/SP {is/was}} living at {now/at the time {he/she} died} the same place that {you were/{he/she} was} living at the time of the last interview?

ENTER 2 IF DIFFERENT RESIDENCE, INCLUDING AN APT# OR UNIT #.

CODES

- | | |
|---|------------------------------------------|
| 1 | YES, SAME ADDRESS |
| 2 | NO, DIFFERENT ADDRESS |
| 3 | YES, SAME ADDRESS WITH MINOR CORRECTIONS |

PROGRAMMER INSTRUCTIONS:

If RE4f = 2 (DIFFERENT ADDRESS), set NEW RESIDENCE flag = 1 (YES).

If [RE4f = 1 (SAME ADDRESS) or 3 (SAME ADDRESS WITH CORRECTIONS)], set HOTYPE flag = LAST INT HOTYPE flag.

If [RE4f = 1 (SAME ADDRESS) or 3 (SAME ADDRESS WITH CORRECTIONS)] and LAST INT FACILITY flag = 1 (YES), set FACILITY flag = 1 (YES).

If [RE4f = 1 (SAME ADDRESS) or 3 (SAME ADDRESS WITH CORRECTIONS)] and LAST INT RETIREMENT COMMUNITY flag = 1 (YES), set RETIREMENT COMMUNITY flag = 1 (YES).

BOX RE5

BOX RE5

NOT ON FILE

QUESTION TEXT:

If DECEASED flag = 1 (YES) and RE4f = 2 (DIFFERENT ADDRESS), go to BOX RE10.

Else if DECEASED flag = 1 (YES), go to RE12.

Otherwise, go to RE5.

RE5

RE5

NOT ON FILE

QUESTION TEXT:

Is this {your/SP's} mailing address?

CODES

- | | | |
|---|------------|-----|
| 1 | YES | RE7 |
| 2 | NO | |
| | REFUSED | RE7 |
| | DON'T KNOW | RE7 |
-

RE6A**RE6A**

NOT ON FILE

DISPLAY INSTRUCTIONS:

Display RE6a, 6b, 6c, 6d, and 6e on the same screen
Display “address” as underlined text.

QUESTION TEXT:

What is {your/SP's} mailing address?

CONFIRM SPELLING

ENTER TEXT

Length

25

RE6B**RE6B**

NOT ON FILE

DISPLAY INSTRUCTIONS:

Display RE6a, 6b, 6c, 6d, and 6e on the same screen
Display “address” as underlined text.

QUESTION TEXT:

[What is {your/SP's} mailing address?]

CONFIRM SPELLING

IF NO APT/SUITE NUMBER, PRESS ENTER TO CONTINUE

ENTER TEXT

Length

50

PROGRAMMER INSTRUCTIONS:

Allow empty

RE6C**RE6C**

NOT ON FILE

DISPLAY INSTRUCTIONS:

Display RE6a, 6b, 6c, 6d, and 6e on the same screen
Display “city” as underlined text.

QUESTION TEXT:

[What is {your/SP's} mailing city?]

CONFIRM SPELLING

ENTER TEXT

Length

25

RE6D**RE6D**

NOT ON FILE

DISPLAY INSTRUCTIONS:

Display RE6a, 6b, 6c, 6d, and 6e on the same screen
Display “state” as underlined text.

QUESTION TEXT:

[What is {your/SP's} mailing state?]

TYPE THE FIRST LETTER OF THE STATE, THEN USE ARROW KEYS IF NEEDED TO LOCATED STATE, AND

PRESS ENTER TO SELECT

ENTER TEXT

Length

2

PROGRAMMER INSTRUCTIONS:

Use lookup file of state names

RE6E

RE6E

NOT ON FILE

DISPLAY INSTRUCTIONS:

Display RE6a, 6b, 6c, 6d, and 6e on the same screen
Display "zip code" as underlined text.

QUESTION TEXT:

[What is {your/SP's} mailing zip code?]

ENTER A 5-DIGIT ZIP CODE

ENTER TEXT

Length

5

PROGRAMMER INSTRUCTIONS:

5-digit entry required. If less than 5 digits entered, display Error Message #11.

RE7

re2intplace

R2 RE7 SP INT AT PLACE OF RES

DISPLAY INSTRUCTIONS:

For CURRENT ADDRESS, display updated Facility Name, Address 1, Address 2, City, State, and Zip fields from RE4a-e.

QUESTION TEXT:

SPECIFY IF INTERVIEW IS BEING CONDUCTED AT SP'S PLACE OF RESIDENCE.

CURRENT ADDRESS:

{Facility Name}

{Address 1}

{Address 2}

{City}, {State} {Zip}

IF NEEDED ASK: Is this address where {you are/SP is} currently living?

CODES

1 YES

2 NO

PROGRAMMER INSTRUCTIONS:

If RE7 = 1 (YES), set INT AT PLACE OF RESIDENCE flag = 1 (YES).

BOX RE8**BOX RE8**

NOT ON FILE

QUESTION TEXT:

If NEW RESIDENCE flag NE 1 and LAST INT AT PLACE OF RESIDENCE flag = 1 (YES) and LAST INT STRUCTURE flag = 1-3,

Otherwise, go to RE8.

RE8**re2newstrct**

R2 RE8 NEW RESID PHYS STRUC IN R2

re2dresistrct

R2 D RESIDNCE PHYSICAL STRUCTUR

DISPLAY INSTRUCTIONS:

If INT AT PLACE OF RESIDENCE FLAG = 1 (YES), display "CODE PHYSICAL STRUCTURE OF SP'S RESIDENCE." and "IF SP OCCUPIES ONE ROOM OF A FREE-STANDING OR ATTACHED SINGLE HOUSE, SELECT THE CODE THAT DESCRIBES THE OVERALL PHYSICAL STRUCTURE."

Otherwise, display "SHOWCARD RE1" and "Which of these best describes the physical structure of the building where {you live/SP lives}?"

QUESTION TEXT:

{SHOWCARD RE1}

{CODE PHYSICAL STRUCTURE OF SP'S RESIDENCE./Which of these best describes the physical structure of the building where {you live/SP lives}?"}

{IF SP OCCUPIES ONE ROOM OF A FREE-STANDING OR ATTACHED SINGLE HOUSE, SELECT THE CODE THAT DESCRIBES THE OVERALL PHYSICAL STRUCTURE.}

CODES

1	FREE-STANDING (DETACHED) SINGLE HOUSE	RE9
2	SINGLE HOUSE BUT ATTACHED TO OTHERS (ROW HOUSE, TOWNHOUSE, DUPLEX, TRIPLEX, OR TRIPLE DECKER	BOX RE10
3	MOBILE HOME OR TRAILER	BOX RE10
4	MULTI-UNIT (2+) BUILDING	RE9
91	OTHER (SPECIFY)	

PROGRAMMER INSTRUCTIONS:

If 1, 2, or 3 is selected set CURRENT INT STRUCTURE flag=1 (HOUSE) and use display text of "home"
Else if 4 is selected set CURRENT INT STRUCTURE flag=2 (MULTI-UNIT) and use display text of "building"
Else if 91 is selected set CURRENT INT STRUCTURE flag=3 (OTHER) and use display text of "building"
IF RE1 = 91 (OTHER), display soft error message "YOU HAVE SELECTED OTHER TYPE OF STRUCTURE. SELECT THE STRUCTURE THAT LOOKS MOST LIKE SP'S RESIDENCE."
CODE 1 "FREE-STANDING (DETACHED) SINGLE HOUSE"
CODE 2 "SINGLE HOUSE BUT ATTACHED TO OTHERS"
CODE 3 "MOBILE HOME OR TRAILER"
CODE 4 "MULTI-UNIT (2+) BUILDING"

RE8A**RE8A**

NOT ON FILE

QUESTION TEXT:

SPECIFY TYPE OF STRUCTURE

ENTER TEXT

Length

25

RE9**re2newblgfl**

R2 RE9 NEW RESID BLDG FLOORS IN R2

re2dblgfl

RE2 D SP BLDG MORE THAN ONE FLOOR

DISPLAY INSTRUCTIONS:

If INT AT PLACE OF RESIDENCE FLAG = 1 (YES), display "CODE NUMBER OF FLOORS OF STRUCTURE".

Otherwise, display "Does the building where {you live/SP lives/SP was living at the time {he/she} died} have one floor or more than one floor?"

QUESTION TEXT:

{CODE NUMBER OF FLOORS OF STRUCTURE/Does the building where {you live/SP lives} have one floor or more than one floor?}

CODES

- | | |
|---|------------------------------|
| 1 | BUILDING HAS ONE FLOOR |
| 2 | BUILDING HAS MULTIPLE FLOORS |

PROGRAMMER INSTRUCTIONS:

If 1 is selected, set CURRENT INT NUMFLOORS flag=1

If 2 is selected, set CURRENT INT NUMFLOORS flag=2

BOX RE10**BOX RE10**

NOT ON FILE

If NEW RESIDENCE flag = 1 (YES), go to RE10.

Else if DECEASED flag = 1 (YES), go to RE11.

Otherwise, go to Section HC – Health Conditions.

RE10**re2mthmove**

R2 RE10 MONTH MOVED NEW ADDRESS

QUESTION TEXT:

In what month since {LAST INT MONTH AND YEAR}, did {SP} move to {Address 1}, {City}, {State} {Zip}?

CODES

- | | |
|----|------------|
| 1 | JANUARY |
| 2 | FEBRUARY |
| 3 | MARCH |
| 4 | APRIL |
| 5 | MAY |
| 6 | JUNE |
| 7 | JULY |
| 8 | AUGUST |
| 9 | SEPTEMBER |
| 10 | OCTOBER |
| 11 | NOVEMBER |
| 12 | DECEMBER |
| | REFUSED |
| | DON'T KNOW |

RE11

RE11

RE10B**re2yearmove**

R2 RE10B YEAR MOVED NEW ADDRESS

QUESTION TEXT:

Was that {MONTH FROM RE10} 2011 or {MONTH FROM RE10} 2012?

CODES

1	2011
2	2012

BOX RE11**BOX RE11**

NOT ON FILE

If DECEASED flag = 1 (YES), go to RE11.

Otherwise, go to Section HC – Health Conditions.

RE11**re2placedec**

R2 RE11 CARE AT PLACE SP DIED

QUESTION TEXT:

Was this the kind of place that provides care, such as an assisted living facility, board and care home, nursing home, or other long term care facility?

CODES

1	YES
2	NO
	REFUSED
	DON'T KNOW

PROGRAMMER INSTRUCTIONS:

If RE11 = 1 (YES), set FACILITY flag = 1 (YES).

RE12**re2alonedec**

R2 RE12 LIVED ALONE AT DEATH

QUESTION TEXT:

At the time of {SP}'s death, was {he/she} living alone?

CODES

1	YES
2	NO
	REFUSED
	DON'T KNOW

PROGRAMMER INSTRUCTIONS:

Go to Section PD – Place of Death.

Derived Variables from items in RE Section

re2dcensdiv	R2 D SP CENSUS DIVISION
re2dresistrct	R2 D RESIDNCE PHYSICAL
re2dbldgfl	R2 D SP BLDG MORE THAN ONE FLOOR
re2dadrscorr	R2 D RE4F ADDRESS SAME DIFF CORRECTED

Flag Variables Set in RE Section	
fl2structure	R2 F RE STRUCTURE OF SP DWELLING
fl2bldgfl	R2 F RE SP BLDG MORE THAN ONE FLOOR
fl2resnew	R2 F RE NEW ADDRESS FROM PRIOR ROUND
fl2facility	R2 F RE ROUTING FLAG FROM RE4F HT 3 5 6 7
fl2dfacility	R2 F RE CORRECTED FACILITY ROUTING
fl2hotype	R2 F RE HT TYPE OF HOME
fl2retirecom	R2 F RE HT SP LIVES IN RETIREMT COM

NHATS Round 2

Section HC [HEALTH CONDITIONS]

Sequence: 3

HC1PRE

HC1PRE

NOT ON FILE

QUESTION TEXT:

Let's start with some questions about {your/SP's} health.

PRESS 1 AND ENTER TO CONTINUE

HC1

hc2health

R2 HC1 OVERALL HEALTH CONDITION

QUESTION TEXT:

Would you say that in general {your/SP's} health is excellent, very good, good, fair, or poor?

CODES

- | | |
|---|------------|
| 1 | EXCELLENT |
| 2 | VERY GOOD |
| 3 | GOOD |
| 4 | FAIR |
| 5 | POOR |
| | REFUSED |
| | DON'T KNOW |
-

HC2

hc2disescn1

R2 HC2 SP HAD HEART ATTACK

hc2disescn2

R2 HC2 SP HAS HEART DISEASE

hc2disescn3

R2 HC2 SP HAS HIGH BLOOD PRESS

hc2disescn4

R2 HC2 SP HAS ARTHRITIS

hc2disescn5

R2 HC2 SP HAS OSTEOPOROSIS

hc2disescn6

R2 HC2 SP HAS DIABETES

hc2disescn7

R2 HC2 SP HAS LUNG DISEASE

hc2disescn8

R2 HC2 SP HAD STROKE

hc2disescn9

R2 HC2 SP HAS DEMENTIA OR ALZH

hc2disescn10

R2 HC2 SP HAS CANCER

DISPLAY INSTRUCTIONS:

Use "Same Question Stem" display.

If at HC2a, do not display question text in brackets. Otherwise, display question text in brackets.

If LAST INT HC2b, c, d, e, f, g, or i = 1 (YES), do not display corresponding item.

Always display Hc2a (a heart attack), HC2h (a stroke), and HC2j (cancer).

QUESTION TEXT:

{{}}We are interested in new health conditions that {you have/SP has} learned about this year. Since the time of the last interview in {LAST INT MONTH AND YEAR}, has a doctor told {you/him/her} that {you/he/she} had{{}}

{variable text [a-j]}

RESPONSE [1] a. a heart attack or myocardial infarction?

RESPONSE [2] b. any heart disease including angina or congestive heart failure?

RESPONSE [3] c. high blood pressure or hypertension?

RESPONSE [4] d. arthritis (including osteo or rheumatoid arthritis)?

RESPONSE [5] e. osteoporosis or thinning of the bones?

RESPONSE [6] f. diabetes?

RESPONSE [7] g. lung disease, such as emphysema, asthma, or chronic bronchitis?

RESPONSE [8] h. a stroke?

RESPONSE [9] i. dementia or Alzheimer's Disease?

RESPONSE [10] j. cancer

CODES

- | | |
|---|---------------------|
| 1 | YES |
| 2 | NO |
| 7 | PREVIOUSLY REPORTED |
| | REFUSED |
| | DON'T KNOW |

PROGRAMMER INSTRUCTIONS:

Array the responses and Variable text columns in the panel.

Display 'variable text' in the a-j sequence until all rows have been displayed

Do not display response code 7 (PREVIOUSLY REPORTED).

If LAST INT HC2b, c, d, e, f, g, or i = 1 (YES), set corresponding CURRENT INT variable = 7 (PREVIOUSLY REPORTED).

HC5

hc2brokebon1

R2 HC5A SP BROKEN OR FRACT HIP

hc2brokebon2

R2 HC5B SP OTHR BRKN FRACT BONE

DISPLAY INSTRUCTIONS:

Use "Same Question Stem" display.

If at HC5a, do not display question text in brackets.

Otherwise, display question text in brackets.

QUESTION TEXT:

{{}} Since the time of the last interview in {LAST INT MONTH AND YEAR}, has a doctor told {you/SP} that {you/he/she} had{{}}

{variable text [a-b]}

RESPONSE [1] a. a broken or fractured hip?

RESPONSE [2] b. other broken or fractured bones?

CODES

- | | |
|---|------------|
| 1 | YES |
| 2 | NO |
| | REFUSED |
| | DON'T KNOW |

PROGRAMMER INSTRUCTIONS:

Array the responses and Variable text columns in the panel.

Display 'variable text' in the a-b sequence until all rows have been displayed.

HC7**hc2hosptstay**

R2 HC7 SP HOSP STAY LAST 12MOS

QUESTION TEXT:

{Have you/Has SP} had an overnight hospital stay since the time of the last interview in {LAST INT MONTH AND YEAR}?

CODE

1	YES	
2	NO	HC9PRE
	REFUSED	HC9PRE
	DON'T KNOW	HC9PRE

PROGRAMMER INSTRUCTIONS:

Display month as word.

HC8**hc2hosovrht**

R2 HC8 SP NUM OF HOSP STAYS

QUESTION TEXT:

How many separate overnight hospital stays {have you/has SP} had since the time of the last interview in {LAST INT MONTH AND YEAR}? By hospital stay, we mean a time when {you/SP} stayed at least one night in the hospital.

ENTER NUMBER

Range	1 to 365
Soft Range	1 to 12
REFUSED	
DON'T KNOW	

PROGRAMMER INSTRUCTIONS:

Numeric field length 3.
Hard range 1-365
Soft range 1-12

HC9PRE**HC9PRE**

NOT ON FILE

QUESTION TEXT:

Next I have a few questions about any types of surgery {you/SP} may have had since the time of the last interview in {LAST INT MONTH AND YEAR}.

HC9**hc2knesrgyr**

R2 HC9B KNEE SURGERY IN 12 MNTHS

hc2hipsrgyr

R2 HC10B HIP SURG IN 12 MNTHS

hc2catrsrgyr

R2 HC11B CATER SURG IN 12 MNTHS

hc2backsrgyr

R2 HC12B BCK SPNE SURGR 12 MNTHS

DISPLAY INSTRUCTIONS:

Use "Same Question Stem" display.

If at HC9b, do not display question text in brackets.
Otherwise, display question text in brackets.

QUESTION TEXT:

```
{[]Since {LAST INT MONTH AND YEAR}, did {you/SP} have... }

{variable text [9b-13b]}

RESPONSE [1] 9B. knee surgery?
IF NEEDED: Knee surgery includes knee repair or replacement.

RESPONSE [2] 10B. hip surgery?
IF NEEDED: Hip surgery includes hip repair or replacement.

RESPONSE [3] 11B. cataract surgery?
RESPONSE [4] 12B. back or spine surgery?
RESPONSE [5] 13B. heart surgery?
IF NEEDED: Heart surgery includes a bypass, valve surgery, or a stent.
```

CODES

1	YES	
2	NO	HC10A
	REFUSED	HC10A
	DON'T KNOW	HC10A

PROGRAMMER INSTRUCTIONS:

Array the responses and variable text columns in the panel.
Display "variable text" in the 9B-13B sequence until all rows have been displayed.

HC14PRE**HC14PRE**

NOT ON FILE

QUESTION TEXT:

These next few questions are about falling down. By falling down we mean any fall, slip, or trip in which you lose your balance and land on the floor or ground or at a lower level.

PRESS 1 AND ENTER TO CONTINUE

HC14**hc2fllsinmth**

R2 HC14 FALL DOWN IN LAST MONTH

DISPLAY INSTRUCTIONS:

Display "last month" in bold underlined text.

QUESTION TEXT:

In the last month, {have you/has SP} fallen down?

CODES

1	YES
---	-----

2

NO
REFUSED
DON'T KNOW

HC15**hc2worryfall**

R2 HC15 WORRIED ABOT FALLING DOWN

DISPLAY INSTRUCTIONS:

Display "last month" in bold underlined text.

QUESTION TEXT:

In the last month, did {you/SP} worry about falling down?

CODES

1	YES	
2	NO	BOX HC17
	REFUSED	BOX HC17
	DON'T KNOW	BOX HC17

HC16**hc2worrylimt**

R2 HC16 WORRY EVR LIMT ACTIVITIES

DISPLAY INSTRUCTIONS:

Display "last month" in bold underlined text.

QUESTION TEXT:

In the last month, did this worry ever limit {your/SP's} activities?

CODES

1	YES
2	NO
	REFUSED
	DON'T KNOW

BOX HC17**BOX HC17**

NOT ON FILE

QUESTION TEXT:If HC14 = 1 (YES), go to HC18.
Otherwise, go to HC17.**HC17****hc2faleninyr**

R2 HC17 FALLEN DOWN IN 12 MONTHS

QUESTION TEXT:

Since {LAST INT MONTH AND YEAR} {have you/has SP} fallen down?

IF NEEDED: By falling down we mean any fall, slip, or trip in which you lose your balance and land on the floor or ground or at a lower level.

CODES

1	YES	
2	NO	HC19
	REFUSED	HC19
	DON'T KNOW	HC19

HC18**hc2multifall**

R2 HC18 FALLEN DWN MORE THN ONCE

DISPLAY INSTRUCTIONS:

Display "last 12 months" in bold underlined text.

QUESTION TEXT:

In the last 12 months, {have you/has SP} fallen down more than one time?

CODES

- | | |
|---|------------|
| 1 | YES |
| 2 | NO |
| | REFUSED |
| | DON'T KNOW |

HC19**hc2depresan1**

R2 HC19A SP LITTLE INTERST PLEAS

hc2depresan2

R2 HC19B SP DOWN DEPRES HOPELESS

hc2depresan3

R2 HC19C SP NERVOUS ANXIOUS

hc2depresan4

R2 HC19D SP UNABLE TO STOP WORRY

DISPLAY INSTRUCTIONS:

Use "Same Question Stem" display

If at HC19a, do not display question text in brackets.
Otherwise, display question text in brackets..

QUESTION TEXT:

SHOW CARD HC1

{{Over the last month, how often {have you/has SP} {{

{variable text [a-d]}

RESPONSE [1] a. had little interest or pleasure in doing things?

RESPONSE [2] b. felt down, depressed, or hopeless?

RESPONSE [3] c. felt nervous, anxious, or on edge?

RESPONSE [4] d. been unable to stop or control worrying?

{{Not at all, several days, more than half the days, or nearly every day?}}

CODES

- | | |
|---|-------------------------|
| 1 | NOT AT ALL |
| 2 | SEVERAL DAYS |
| 3 | MORE THAN HALF THE DAYS |
| 4 | NEARLY EVERY DAY |
| | REFUSED |
| | DON'T KNOW |

PROGRAMMER INSTRUCTIONS:

Array the responses and Variable text columns in the panel.
Display 'variable text' in the a-d sequence until all rows have been displayed.

HC20PRE

HC20PRE

NOT ON FILE

QUESTION TEXT:

The next few questions are about how {you have/SP has} been sleeping.

PRESS 1 AND ENTER TO CONTINUE

HC20

hc2aslep30mn

R2 HC20 OVER 30 MIN FALL ASLEEP

DISPLAY INSTRUCTIONS:

Display "last month" in bold underlined text.

QUESTION TEXT:

SHOW CARD HC2

In the last month how often did it take {you/SP} more than 30 minutes to fall asleep? Would you say every night, most nights, some nights, rarely, or never?

CODES

- | | |
|---|---------------------------------|
| 1 | EVERY NIGHT (7 NIGHTS A WEEK) |
| 2 | MOST NIGHTS (5-6 NIGHTS A WEEK) |
| 3 | SOME NIGHTS (2-4 NIGHTS A WEEK) |
| 4 | RARELY (ONCE A WEEK OR LESS) |
| 5 | NEVER |
| | REFUSED |
| | DON'T KNOW |

HC21

hc2trbfalbck

R2 HC21 TROBLE FALLNG BCK ASLEEP

DISPLAY INSTRUCTIONS:

Display "last month" in bold underlined text.

QUESTION TEXT:

SHOW CARD HC3

(In the last month) on nights when {you/SP} woke up before {you/he/she} wanted to get up, how often did {you/he/she} have trouble falling back asleep? Would you say every night, most nights, some nights, rarely, or never?

CODES

- | | |
|---|-----------------------------|
| 1 | EVERY NIGHT |
| 2 | MOST NIGHTS |
| 3 | SOME NIGHTS |
| 4 | RARELY |
| 5 | NEVER |
| 7 | DON'T WAKE UP/NOT A PROBLEM |
| | REFUSED |
| | DON'T KNOW |
-

DISPLAY INSTRUCTIONS:

Display "last month" in bold underlined text.

QUESTION TEXT:

SHOW CARD HC3

(In the last month) how often did {you/SP} take medication to help {you/him/her} sleep? Would you say every night, most nights, some nights, rarely, or never?

CODES

- | | |
|---|---------------------------------|
| 1 | EVERY NIGHT (7 NIGHTS A WEEK) |
| 2 | MOST NIGHTS (5-6 NIGHTS A WEEK) |
| 3 | SOME NIGHTS (2-4 NIGHTS A WEEK) |
| 4 | RARELY (ONCE A WEEK OR LESS) |
| 5 | NEVER |
| | REFUSED |
| | DON'T KNOW |

PROGRAMMER INSTRUCTIONS:

Go to Section HT – HOUSING TYPE

NHATS Round 2

Section HT [HOUSING TYPE]

Sequence: 4

BOX HT1

BOX HT1

NOT ON FILE

If NEW RESIDENCE flag = 1 (YES), go to BOX HT3.

Else if FACILITY flag = 1 (YES), go to Section SE – Service Environment.

Otherwise, go to Section HH - Household

BOX HT3

BOX HT3

NOT ON FILE

If RE8 = 1 (FREE STANDING) or RE8 =2 (SINGLE HOME, ATTACHED), go to HT3.

Otherwise, go to HT4

HT3

ht2placedesc

R2 HT3 PLACE BEST DESCRIPTION

DISPLAY INSTRUCTIONS:

Display “BEST” in ALL CAPS and BOLD UNDERLINED text.

QUESTION TEXT:

Show Card HT1

Now, I’m going to show you a list of places. Which of these BEST describes this place?

PRESS F1 FOR HELP SCREEN

CODES

1	PRIVATE RESIDENCE	Box HT3b
2	A GROUP HOME, BOARD AND CARE, OR SUPERVISED HOUSING	Box HT3b
3	ASSISTED LIVING FACILITY OR CONTINUING CARE RETIREMENT COMMUNITY (CCRC)	Box HT3b
4	RELIGIOUS GROUP QUARTERS	Box HT3b
91	OTHER (SPECIFY)	

HT3A

HT3A

NOT ON FILE

QUESTION TEXT:

SPECIFY OTHER TYPE OF PLACE

ENTER TEXT

Length

25

PROGRAMMER INSTRUCTIONS:

Text length 25 char

BOX HT3B

BOX HT3B

NOT ON FILE

If HT3 = 2(Group Home) or 3(Assisted Living/CCRC), set FACILITY flag = 1(YES),
(OTHER FACILITY), and set FACILITY TASK flag = 1 (REQUIRED)

HT4**ht2retiresen**

R2 HT4 RETIRMNT CMMTY SEN HOUSIN

QUESTION TEXT:

Is {your/SP's} home part of a retirement community or a senior housing community?

CODES

- | | |
|---|------------|
| 1 | YES |
| 2 | NO |
| | REFUSED |
| | DON'T KNOW |

PROGRAMMER INSTRUCTIONS:

If HT4 = 1 (YES), set RETIREMENT COMMUNITY flag = 1 (YES).

BOX HT5**BOX HT5**

NOT ON FILE

If FACILITY flag=1 (YES) and Facility Task = code 20 (COMPLETED), go to Box HT9a.

If FACILITY flag = 1 (YES) and FACILITY TASK flag=1 (REQUIRED), go to BOX HT9a.

Else if RETIREMENT COMMUNITY flag = 1 , go to HT5

Else if STRUCTURE flag =2 (MULTIUNIT) or 3 (OTHER), go to HT5

Else set FACILITY TASK flag = 24 (NOT REQUIRED) and go to BOX HT11

HT5**ht2diffareun**

R2 HT5 DIFF AREAS UNITS TO MOVE

QUESTION TEXT:

Does the place {you live/SP lives} have different areas or units that {you/{he/she}} can move to if {you need/{he/she} needs} care—like assisted living, a special unit for memory care, or a nursing home?

CODES

- | | | |
|---|------------|---------|
| 1 | YES | BOX HT8 |
| 2 | NO | |
| | REFUSED | |
| | DON'T KNOW | |

HT6**ht2helpmedbd**

R2 HT6 HELP W MEDS BATH DRESSING

QUESTION TEXT:

Does the place {you live/SP lives} offer help with medications or with activities such as bathing or dressing?

CODES

- | | | |
|---|------------|---------|
| 1 | YES | BOX HT8 |
| 2 | NO | |
| | REFUSED | |
| | DON'T KNOW | |

HT7**ht2meals**

R2 HT7 MEALS FOR RESIDENTS

QUESTION TEXT:

Does the place {you live/SP lives} offer meals for residents?

CODES

1	YES
2	NO
	REFUSED
	DON'T KNOW

BOX HT8**BOX HT8**

NOT ON FILE

If HT5=1 (YES) or HT6=1 (YES) or HT7=1 (YES), set FACILITY TASK flag =1 (REQUIRED), set FACILITYTYPE flag = 2 (OTHER FACILITY), set FACILITY flag =1 (YES), and go to Box HT9a.

Else set Facility Task = code 24 (NOT REQUIRED) and go to BOX HT11

BOX HT9A**BOX HT9A**

NOT ON FILE

If Facility Task = code 20 (COMPLETED), use FACILITY NAME from FQ for facility name displays and go to HT10.

Else if preloaded IMS facility name field is not blank, go to HT9a.

Otherwise, go to HT9b.

HT9A**HT9A**

NOT ON FILE

QUESTION TEXT:

I have recorded {FACILITY NAME} as the name of the place where {you live/SP lives}. Is this correct?

IF PLACE NAME IS NOT DISPLAYED, ENTER 2.

CODES

1	YES	HT10
2	NO	
7	PLACE DOES NOT HAVE A NAME	HT10

PROGRAMMER INSTRUCTIONS:

If HT9A=1, display preloaded IMS facility name for facility name displays.

Otherwise, use null display for facility name displays.

HT9B**HT9B**

NOT ON FILE

QUESTION TEXT:

Please tell me the name of the place where {you live/SP lives}.

CONFIRM SPELLING

CODES

1	YES	HT10
2	NO	
7	PLACE DOES NOT HAVE A NAME	HT10

PROGRAMMER INSTRUCTIONS:

If HT9A=1, display preloaded IMS facility name for facility name displays.

Otherwise, use null display for facility name displays.

HT10**ht2spacename**

R2 HT10 NAME OF LIVING SPACE

DISPLAY INSTRUCTIONS:

Display preloaded facility name or name entered from HT9b "at {FACILITY NAME/text from HT9b}". If no name collected, use null display.

QUESTION TEXT:

What {do you/does SP} call {your/his/her} private living space here {at {FACILITY NAME/text from HT9b}}?
{Do you/Does SP} call this {your/his/her} apartment, room, unit, suite, or something else?

CODES

1	APARTMENT	Box HT11
2	ROOM	Box HT11
3	UNIT	Box HT11
4	SUITE	Box HT11
91	SOMETHING ELSE (SPECIFY	

HT10A**HT10A**

NOT ON FILE

QUESTION TEXT:

SPECIFY NAME FOR PRIVATE LIVING SPACE

ENTER TEXT

Length

25

PROGRAMMER INSTRUCTIONS:

Text length 25 char

BOX HT11**BOX HT11**

NOT ON FILE

IF HT10 = 1 (APARTMENT), SET HOTYPE FLAG = 2, AND USE DISPLAY TEXT OF "Apartment".

ELSE IF HT10 = 2 (ROOM), SET HOTYPE FLAG = 3, AND USE DISPLAY TEXT OF "Room".

ELSE IF HT10 = 3 (UNIT), SET HOTYPE FLAG = 4, AND USE DISPLAY TEXT OF "Unit".

ELSE IF HT10 = 4 (SUITE), SET HOTYPE flag = 5, and use display text of "suite".

ELSE IF HT10 = 91 (OTHER), SET HOTYPE flag = 6, AND USE DISPLAY TEXT ENTERED AT HT10A (OTHER).

ELSE SET HOTYPE FLAG = 1, AND USE DISPLAY TEXT OF "Home".

If FACILITY flag=1 (YES), go to Section SE – Service Environment
Otherwise, go to Section HH – Household and Family.

Flag Variables set in HT Section

f12facility	R2 F RE ROUTING FLAG FROM RE4f HT3 5 6 7
f12hotype	R2 F RE HT TYPE OF HOME
f12retirecom	R2 F RE HT SP LIVES IN RETIREMT COM

NHATS Round 2

Section SE [SERVICE ENVIRONMENT]

Sequence: 5

BOX SE1PRE

BOX SE1PRE

NOT ON FILE

If FACILITY flag = 1 (YES), go to Section SE1PRE.

Otherwise, go to Section HH - Household

SE1PRE

SE1PRE

NOT ON FILE

DISPLAY INSTRUCTIONS:

Display "offers" in underlined text.

If FQ task is completed, display [FACILITY NAME] from FQ.

Else if HT9a=1 (YES), display {FACILITY NAME} from IMS

Else if HT9b<>EMPTY, display {FACILITY NAME} from HT9b.

Otherwise, display "the place where {you live/SP lives}".

QUESTION TEXT:

Sometimes people live in places that offer care and other services and conveniences that help with daily activities.

I'm going to read you a list of services that may be available to people at {FACILITY NAME/the place where {you live/SP lives}}. Whether or not {you use/{he/she} uses} it, please tell me if {FACILITY NAME/the place where {you live/SP lives}} offers the following services.

If you are not sure, just say you don't know.

PRESS 1 AND ENTER TO CONTINUE.

BOX SE1

BOX SE1

NOT ON FILE

If HT7 = 1 (YES, MEALS OFFERED), code SE1A = 1 (YES) and go to SE1b.

Otherwise, go to SE1A.

SE1

se2servcoff1

R2 SE1 FAC SERVICES MEALS

se2servcoff2

R2 SE1 FAC SERVICES HELP W RX

se2servcoff3

R2 SE1 FAC SERV HELP BATH DRESS

se2servcoff4

R2 SE1 FAC SERVICES LAUNDRY

se2servcoff5

R2 SE1 FAC SERVICES HOUSEKEEP

se2servcoff6

R2 SE1 FAC SERV VAN TO DOCTOR

se2servcoff7

R2 SE1 FAC SRV VAN TO STORE EVNT

se2servcoff8

R2 SE1 FAC SERV RECREATIONAL FAC

se2servcoff9

R2 SE1 FAC SERV SOCIAL EVENTS

DISPLAY INSTRUCTIONS:

If FQ task is completed, display [FACILITY NAME] from FQ.

Else if Ht9a=1 (YES), display {FACILITY NAME} from IMS.

Else if HT9b<>EMPTY, display {FACILITY NAME} from HT9b.
Otherwise, display "the place where {you live/SP lives}".

Use "Same Question Stem" display.

If at SE1a, do not display question text in brackets.

If at SE1b and SE1a was not displayed, do not display question text in brackets.

Otherwise, display question text in brackets.

QUESTION TEXT:

[{}Whether or not {you use/SP uses} it, does {FACILITY NAME/the place where {you live/SP lives}} offer residents {}]

{variable text [a-i]}

RESPONSE [1] a. meals in a common dining area or in their room?

RESPONSE [2] b. help with medications?

RESPONSE [3] c. help with bathing or dressing?

RESPONSE [4] d. laundry service for linens or clothing? RESPONSE [5] e. housekeeping?

RESPONSE [6] f. a van or shuttle to doctors or other medical care providers?

RESPONSE [7] g. a van or shuttle to stores or events like concerts?

RESPONSE [8] h. recreational facilities, like swimming pools, game rooms, or tennis courts, for residents?

RESPONSE [9] i. organized social events and activities?

CODES

- | | |
|---|------------|
| 1 | YES |
| 2 | NO |
| | REFUSED |
| | DON'T KNOW |

PROGRAMMER INSTRUCTIONS:

Array the responses and Variable text columns in the panel

Display "variable text" in the a-i sequence until all rows have been displayed.

BOX SE2

BOX SE2

NOT ON FILE

If any item at SE1A-L = 1 (YES), go to SE2
Otherwise, go to Section HH - Household

SE2

se2servused1

R2 SE2 SERVS USED MEALS

se2servused2

R2 SE2 SERVS USED HELP W RX

se2servused3

R2 SE2 SERVS USED HLP BATH DRESS

se2servused4

R2 SE2 SERVS USED LAUNDRY

se2servused5

R2 SE2 SERVS USED HOUSEKEEPING

se2servused6

R2 SE2 SERVS USED VAN TO DOCTOR

se2servused7

R2 SE2 SERVS USED VAN TO STORE

se2servused8

R2 SE2 SERVS USED RECREATION FAC

se2servused9

R2 SE2 SERVS USED SOCIAL EVENTS

DISPLAY INSTRUCTIONS:

If FQ task is completed, display [FACILITY NAME] from FQ.

Else if Ht9a=1 (YES), display {FACILITY NAME} from IMS.

Else if HT9b<>EMPTY, display {FACILITY NAME} from HT9b.
Otherwise, display "the place where {you live/SP lives}".

If SE1a = 1 (YES), display SE2a.
If SE1b = 1 (YES), display SE2b.
If SE1c = 1 (YES), display SE2c.
If SE1d = 1 (YES), display SE2d.
If SE1e = 1 (YES), display SE2e.
If SE1f = 1 (YES), display SE2f.
If SE1g = 1 (YES), display SE2g.
If SE1h = 1 (YES), display SE2h.
If SE1i = 1 (YES), display SE2i.

Use "Same Question Stem" display

If at first item, do not display question text in brackets.
Otherwise, display question text in brackets.

Display "used" and "in the last month" in bold underlined text.

QUESTION TEXT:

[{]}Now, for each of the services offered by {FACILITY NAME/the place where {you live/SP lives}}, please tell me whether {you have/SP has} used it in the last month.[{]}

{variable text [a-i]}

RESPONSE [1] a. meals (in a common dining areas or in {your/SP's} own room)?
RESPONSE [2] b. help with medications?
RESPONSE [3] c. help with bathing or dressing?
RESPONSE [4] d. laundry services for linens or clothing?
RESPONSE [5] e. housekeeping?
RESPONSE [6] f. a van or shuttle to doctors or other medical providers?
RESPONSE [7] g. a van or shuttle to stores or events like concerts?
RESPONSE [8] h. recreational facilities, like swimming pools, game rooms, or tennis courts, for residents?
RESPONSE [9] i. organized social events and activities?

CODES

1	YES
2	NO
	REFUSED
	DON'T KNOW

PROGRAMMER INSTRUCTIONS:

Array the responses and Variable text columns in the panel.
Display "variable text" in the a-i sequence until all rows have been displayed.

BOX SE3

BOX SE3

NOT ON FILE

If HT5=1 (YES) or HT6=1 (YES) or HT7=1 (YES), set FACILITY TASK flag =1 (REQUIRED), set FACILITYTYPE flag = 2 (OTHER FACILITY), set FACILITY flag =1 (YES), and go to Box HT9a.

Else set Facility Task = code 24 (NOT REQUIRED) and go to BOX HT11

SE3

se2payservi1

R2 SE3 PAYMENT FOR SERV MEALS

se2payservi2

R2 SE3 PAYMENT FOR SERV HLP W RX

se2payservi3

R2 SE3 PAY FR SERV HLP BATH DRSS

se2payservi4	R2 SE3 PAYMENT FOR SERV LAUNDRY
se2payservi5	R2 SE3 PAYMENT FOR SERV HOUSEKEEP
se2payservi6	R2 SE3 PAYMNT FR SERV VAN TO DOC
se2payservi7	R2 SE3 PAY FOR SERV VAN TO STORE
se2payservi8	R2 SE3 PAY FOR SERV RECREATION
se2payservi9	R2 SE3 PAY FOR SERV SOCIAL EVENTS

DISPLAY INSTRUCTIONS:

If SE2a = 1 (YES), display SE3a. If
SE2b = 1 (YES), display SE3b. If
SE2c = 1 (YES), display SE3c. If
SE2d = 1 (YES), display SE3d. If
SE2e = 1 (YES), display SE3e. If
SE2f = 1 (YES), display SE3f. If
SE2g = 1 (YES), display SE3g. If
SE2h = 1 (YES), display SE3h. If
SE2i = 1 (YES), display SE3i.

Use "Same Question Stem" display.

If at first item, do not display question text in brackets.
Otherwise display question text in brackets.

QUESTION TEXT:

{[]Last, for each service offered by {FACILITY NAME/the place where {you live/SP lives}} that {you/SP} used in the last month, please tell me if it is included in what {you pay/SP pays} to live here, or if there is an extra charge.{}]

{variable text [a-i]}

RESPONSE [1] a. meals (in a common dining area or in {your/SP's} own room)?
RESPONSE [2] b. help with medications?
RESPONSE [3] c. help with bathing and dressing?
RESPONSE [4] d. laundry services for linens or clothing? RESPONSE [5] e. housekeeping?
RESPONSE [6] f. a van or shuttle to doctors or other medical care?
RESPONSE [7] g. a van or shuttle to stores or events like concerts?
RESPONSE [8] h. recreational facilities, like swimming pools, game rooms, or tennis courts, for residents?
RESPONSE [9] i. organized social events and activities?

CODES

1	INCLUDED
2	EXTRA CHARGE
	REFUSED
	DON'T KNOW

PROGRAMMER INSTRUCTIONS:

Array the responses and Variable text columns in the panel.
Display "variable text" in the a-i sequence until all rows have been displayed.

Go to Section HH – Household.

NHATS Round 2

Section HH [HOUSEHOLD]

Sequence: 6

HH1PRE

HH1PRE

NOT ON FILE

QUESTION TEXT:

Now let's talk about {your/SP's} family.

PRESS 1 AND ENTER TO CONTINUE

BOX HH1A

BOX HH1A

NOT ON FILE

If LAST INT SP MARITAL STATUS = null, go to HH1.
Otherwise, go to HH1A.

HH1A

hh2marchange

R2 HH1A MARITAL STATUS CHANGE

DISPLAY INSTRUCTIONS:

If LAST INT MARITAL STATUS = 1 (MARRIED), display "married".
If LAST INT MARITAL STATUS = 2 (LIVING WITH A PARTNER), display "living with a partner".
If LAST INT MARITAL STATUS = 3 (SEPARATED), display "separated".
If LAST INT MARITAL STATUS = 4 (DIVORCED), display "divorced".
If LAST INT MARITAL STATUS = 5 (WIDOWED), display "widowed".
If LAST INT MARITAL STATUS = 6 (NEVER MARRIED), display "never married".

QUESTION TEXT:

At the time of the last interview in {LAST INT MONTH AND YEAR}, {you were/SP was} {married/living with a partner/separated/divorced/widowed/never married}. Has that changed?

That is, did {you/SP} get married, separated, divorced, remarried, widowed, or start living with a (different) partner?

CODES

1	YES	HH1
2	NO	
	REFUSED	
	DON'T KNOW	

BOX HH1

BOX HH1

NOT ON FILE

If LAST INT SP MARITAL STATUS = 1 (MARRIED) OR 2 (LIVING WITH PARTNER), set CURRENT INT SP MARITAL STATUS = LAST INT SP MARITAL STATUS and go to BOX HH4A1.
Otherwise, go to BOX HH13.

HH1

hh2martlstat

R2 HH1 MARITAL STATUS IF CHANGED

hh2dmarstat

R2 D MARITAL STATUS AT R2

DISPLAY INSTRUCTIONS:

Display "currently" in underlined text.

QUESTION TEXT:

{Are you/Is SP} currently married, living with a partner, separated, divorced, widowed, or never married?

CODES

1	MARRIED	HH4A2
2	LIVING WITH A PARTNER	HH4A2
3	SEPARATED	BOX HH13
4	DIVORCED	
5	WIDOWED	
6	NEVER MARRIED	BOX HH13
	REFUSED	BOX HH13
	DON'T KNOW	BOX HH13

PROGRAMMER INSTRUCTIONS:

Write Marital Status for SP to PERSON ROSTER.

If HH1 = 5 (WIDOWED), set DECEASED flag = 1 (YES) for ROSTER MEMBER that had LAST INT relationship code = 2 (SPOUSE/PARTNER).

HH2A

hh2mthendmar (Sensitive) R2 HH2A MTH MARR END OR SPS PASS

DISPLAY INSTRUCTIONS:

If HH1=4 (DIVORCED), display "{your/SP's} (most recent) marriage end".

If HH1=5 (WIDOWED), display, "{your/SP's} spouse or partner pass away".

QUESTION TEXT:

In what month and year did {{your/SP's} (most recent) marriage end/{your/SP's} spouse or partner pass away}

CODES

1	JANUARY	
2	FEBRUARY	
3	MARCH	
4	APRIL	
5	MAY	
6	JUNE	
7	JULY	
8	AUGUST	
9	SEPTEMBER	
10	OCTOBER	
11	NOVEMBER	
12	DECEMBER	
	REFUSED	BOX HH4A1
	DON'T KNOW	BOX HH4A1

HH2B

hh2yrendmarr R2 HH2B YR MARR END OR SPS PASS

DISPLAY INSTRUCTIONS:

If HH1=4 (DIVORCED), display "{your/SP's} (most recent) marriage ended".

If HH1=5 (WIDOWED), display, "{your/SP's} spouse passed away".

QUESTION TEXT:

Was that {MONTH FROM HH2A} 2011 or {MONTH FROM HH2A} 2012 that {{your/SP's} (most recent) marriage ended/{your/SP's} spouse passed away}?

CODES

1	2011
2	2012

BOX HH4A1**BOX HH4A1**

NOT ON FILE

If HH1 = 4 (DIVORCED) or 5 (WIDOWED), go to Box HH13.
Else if PROXY flag=1 (YES) and PROXY RELATIONSHIP=2 (SPOUSE/PARTNER), set SPOUSE/PARTNER flag=1 FOR PERSON, and go to BOX HH6a.
Else if HH1A = 2 (MARITAL STATUS NOT CHANGED), go to HH4A1.
Otherwise, go to HH4a.

HH4A1**hh2newspoprt**

R2 HH4A1 SPOUSE PRTNR SAME OR DIFF

op2spouprtnr

R2 SPOUSE PARTNER

op2nwspouprt

R2 NEW SPOUSE PARTNER THIS ROUND

DISPLAY INSTRUCTIONS:

If SP MARITAL STATUS = 1 (MARRIED), display "spouse".
If SP MARITAL STATUS = 2 (LIVING WITH A PARTNER), display "partner".

QUESTION TEXT:

Now I'd like to confirm {your/SP's}{spouse/partner}'s name. I have it as {SPOUSE/PARTNER FIRST NAME MIDDLE NAME LAST NAME}. Is that correct?

CONFIRM SPELLING

CODES

1	YES	HH10
2	NO, DIFFERENT PERSON	
3	NO, NAME MISSPELLED	

PROGRAMMER INSTRUCTIONS:

If HH4A1 = 2 (DIFFERENT SPOUSE) and LAST INT SP MARITAL STATUS = 1 (MARRIED) or 3 (SEPARATED), set ROSTER MEMBER with LAST INT relationship code = 2 (SPOUSE/PARTNER) to CURRENT INT relationship code = 33 (EX-WIFE/HUSBAND), and set ROSTER MEMBER'S RELATIONSHIP CHANGE flag = 1 (YES).

Else if HH4A1 = 2 (DIFFERENT PERSON) and LAST INT MARITAL STATUS = 2 (LIVING WITH PARTNER), set ROSTER MEMBER'S CURRENT INT relationship code = 36 (FRIEND), and set ROSTER MEMBER'S RELATIONSHIP CHANGE flag = 1 (YES).

HH4A2**HH4A2**

NOT ON FILE

DISPLAY INSTRUCTIONS:

If SP MARITAL STATUS = 1 (MARRIED), display "spouse".
If SP MARITAL STATUS = 2 (LIVING WITH A PARTNER), display "partner".

Display PERSON ROSTER with FIRST NAME, LAST NAME, and RELATIONSHIP TO SP.

Display "NOT ON LIST" as first roster option.

QUESTION TEXT:

What is {your/SP's}{spouse/partner}'s name?

CHOOSE PERSON FROM LIST

PROGRAMMER INSTRUCTIONS:

If proxy relationship <> 2 (spouse/partner) and if selected ROSTER MEMBER has PROXY RESP CURRENT INT FLAG = 1, display error message, "You have chosen the proxy. The proxy relationship is not spouse. Please change the proxy relationship or correct the spouse selection."

If existing ROSTER MEMBER selected, set SPOUSE/PARTNER flag = 1 (YES) and RELATIONSHIP = 2 (SPOUSE/PARTNER) for ROSTER MEMBER, set ROSTER MEMBER'S RELATIONSHIP CHANGE flag = 1 (YES), and go to BOX HH5.

Otherwise, go to HH4A.

HH4B

HH4B

NOT ON FILE

DISPLAY INSTRUCTIONS:

If SP MARITAL STATUS = 1 (MARRIED), display "spouse".

If SP MARITAL STATUS = 2 (LIVING WITH A PARTNER), display "partner".

If HH4A1 = 3 (SPOUSE NAME CORRECTION), display preloaded SPOUSE/PARTNER name in the response fields, "the correct spelling of", and display SPOUSE/PARTNER name in response field and allow edits.

Display "MIDDLE" in bold underlined text.

QUESTION TEXT:

[What is {the correct spelling of} {your/SP's} {spouse/partner}'s name?]

ENTER MIDDLE NAME. CONFIRM SPELLING

PRESS ENTER IF NO MIDDLE NAME OR INITIAL

ENTER TEXT

Length

25

PROGRAMMER INSTRUCTIONS:

HH4a, HH4b, and HH4c are displayed on the same screen.

Allow empty.

HH4C

HH4C

NOT ON FILE

DISPLAY INSTRUCTIONS:

If SP MARITAL STATUS = 1 (MARRIED), display "spouse".

If SP MARITAL STATUS = 2 (LIVING WITH A PARTNER), display "partner".

If HH4A1 = 3 (SPOUSE NAME CORRECTION), display preloaded SPOUSE/PARTNER name in the response fields, "the correct spelling of", and display SPOUSE/PARTNER name in response field and allow edits.

Display "LAST" in bold underlined text.

QUESTION TEXT:

[What is {the correct spelling of} {your/SP's} {spouse/partner}'s name?]

ENTER LAST NAME. CONFIRM SPELLING

ENTER TEXT

Length

25

PROGRAMMER INSTRUCTIONS:

HH4a, HH4b, and HH4c are displayed on the same screen.

Write (new or updated) SPOUSE/PARTNER name from HH4 to PERSON ROSTER. Set SPOUSE/PARTNER flag = 1 (YES) for person entered at HH4. Set RELATIONSHIP = 2 (SPOUSE/PARTNER).

BOX HH5**BOX HH5**

NOT ON FILE

If ROSTER MEMBER gender = null, go to HH5.
Otherwise, go to HH6a.

HH5**hh2spgender**

R2 HH5 NEW R2 SPOU PART GENDER

op2dgender

R2 D GENDER UPDATE AND NEW

DISPLAY INSTRUCTIONS:

If HH1=1 (MARRIED), display “spouse”.

If HH1=2 (LIVING WITH A PARTNER), display “partner”.

QUESTION TEXT:

ASK IF NECESSARY: Is {your/SP's} {spouse/partner} male or female?

CODES

1	MALE
2	FEMALE

PROGRAMMER INSTRUCTIONS:

Write SPOUSE/PARTNER gender from HH5 to PERSON ROSTER.

BOX HH6A**BOX HH6A**

NOT ON FILE

If ROSTER MEMBER or Age = null, go to HH6A.
Otherwise, go to HH9.

HH6A**hh2modob (Sensitive)**

R2 HH6A NEW R2 SPOU PART MO DOB

op2birthmth (Sensitive)

R2 OTHER PERSON MONTH OF BIRTH

DISPLAY INSTRUCTIONS:

If PROXY flag=1 (YES) and PROXY RELATIONSHIP=2 (SPOUSE/PARTNER), display “your”.

Otherwise, display “{SPOUSE/PARTNER FIRST NAME LAST NAME}'s”.

Display HH6a, HH6b, and HH6c on the same screen.

Display “month” as underlined text.

QUESTION TEXT:

What is {your/{SPOUSE/PARTNER FIRST NAME LAST NAME}'s} date of birth?

ENTER MONTH

ENTER NUMBER

Range
REFUSED
DON'T KNOW

1 to 12

PROGRAMMER INSTRUCTIONS:

HH6B**HH6B**

NOT ON FILE

DISPLAY INSTRUCTIONS:

If PROXY flag=1 (YES) and PROXY RELATIONSHIP=2 (SPOUSE/PARTNER), display “your”. Otherwise, display “{SPOUSE/PARTNER FIRST NAME LAST NAME}'s”.

Display HH6a, 6b, and 6c, on the same screen.

Display “day” as underlined text.

QUESTION TEXT:

[What is {your/{SPOUSE/PARTNER FIRST NAME LAST NAME}'s} date of birth?]

ENTER DAY

ENTER NUMBER

Range

1 to 31

REFUSED

DON'T KNOW

PROGRAMMER INSTRUCTIONS:

Hard range 1-31

HH6C**hh2yrdob (Sensitive)**

R2 HH6C NEW R2 SPOU PART YR DOB

op2birthyear (Sensitive)

R2 OTHER PERSON YEAR OF BIRTH

DISPLAY INSTRUCTIONS:

If PROXY flag=1 (YES) and PROXY RELATIONSHIP=2 (SPOUSE/PARTNER), display “your”. Otherwise, display “{SPOUSE/PARTNER FIRST NAME LAST NAME}'s”.

Display HH6a, 6b, and 6c, on the same screen.

Display “year” as underlined text.

QUESTION TEXT:

[What is {your/{SPOUSE/PARTNER FIRST NAME LAST NAME}'s} date of birth?]

ENTER YEAR

ENTER NUMBER

REFUSED

DON'T KNOW

PROGRAMMER INSTRUCTIONS:

Hard range: CURRENT YEAR – 110.

If HH6a ≥ 1 and HH6b ≥ 1 and HH6c ≥ 1, compute PERSON AGE as (CURRENT DATE HH6a-c DOB) and prefill HH7. Otherwise, go to HH8.

HH7**hh2dspousage (Sensitive)**

R2 D NEW R2 SPOU PART AGE

hh2dspouage

R2 D NEW R2 SPOU PART CAT AGE

hh2dspageall

R2 D SPOU PAR AGE UPDATE AND NEW

op2age (Sensitive)

R2 OTH PERSON AGE UPDATE AND NEW

DISPLAY INSTRUCTIONS:

If PROXY flag=1 (YES) and PROXY RELATIONSHIP=2 (SPOUSE/PARTNER), display “you”.
Otherwise, display “{FIRSTNAME LASTNAME}”.

QUESTION TEXT:

That makes {you/{FIRSTNAME LASTNAME}}{CALCULATED AGE} today. Is that correct?

CODES

1	YES	HH9
2	NO	HH6A
	REFUSED	HH9
	DON'T KNOW	HH9

PROGRAMMER INSTRUCTIONS:

If HH7 = 1 (YES), DK, or RF, write PERSON AGE to PERSON ROSTER.

HH8	hh2dspousage (Sensitive)	R2 D NEW R2 SPOU PART AGE
	hh2dspouage	R2 D NEW R2 SPOU PART CAT AGE
	hh2dspageall	R2 D SPOU PAR AGE UPDATE AND NEW
	op2age (Sensitive)	R2 OTH PERSON AGE UPDATE AND NEW
	op2dage	R2 D OP CAT AGE UPDATE AND NEW

DISPLAY INSTRUCTIONS:

If PROXY flag=1 (YES) and PROXY RELATIONSHIP=2 (SPOUSE/PARTNER), display “are you”.
Otherwise, display “is {FIRSTNAME LASTNAME}”.

QUESTION TEXT:

How old {are you/is {FIRSTNAME LASTNAME}}?

ENTER AGE

ENTER NUMBER

Range	18 to 110
Soft Range	55 to 99
REFUSED	
DON'T KNOW	

PROGRAMMER INSTRUCTIONS:

Hard range: 18-110.
Soft range: 55-99.
Write SPOUSE/PROXY age to PERSON ROSTER.
If HH8 = DK or RF, display “DK” or “RF” in matrix age field.

BOX HH9	BOX HH9	NOT ON FILE
----------------	----------------	-------------

If ROSTER MEMBER Education Level = null, go to HH9.
Otherwise, go to HH10.

HH9	hh2spouseduc	R2 HH9 NEW R2 SPOU HIGH EDUC
	op2eduspo	R2 HH9 SPOU PART EDUC WHEN ADDED

DISPLAY INSTRUCTIONS:

If PROXY flag=1 (YES) and PROXY RELATIONSHIP=2 (SPOUSE/PARTNER), display “you”.
Otherwise, display “SPOUSE/PARTNER FIRST NAME LAST NAME”.

QUESTION TEXT:

SHOWCARD HH1

What is the highest degree or level of school {you/{SPOUSE/PARTNER FIRST NAME LAST NAME}} completed?

CODES

- | | |
|---|----------------------------------------------------------------------------------------------------|
| 1 | NO SCHOOLING COMPLETED |
| 2 | 1ST-8TH GRADE |
| 3 | 9TH-12TH GRADE (NO DIPLOMA) |
| 4 | HIGH SCHOOL GRADUATE (HIGH SCHOOL DIPLOMA OR EQUIVALENT) |
| 5 | VOCATIONAL, TECHNICAL, BUSINESS, OR TRADE SCHOOL CERTIFICATE OR DIPLOMA (BEYOND HIGH SCHOOL LEVEL) |
| 6 | SOME COLLEGE BUT NO DEGREE |
| 7 | ASSOCIATE'S DEGREE |
| 8 | BACHELOR'S DEGREE |
| 9 | MASTER'S, PROFESSIONAL, OR DOCTORAL DEGREE |
| | REFUSED |
| | DON'T KNOW |

PROGRAMMER INSTRUCTIONS:

Write education level to PERSON ROSTER.
If HH9 = DK or RF, display “DK” or “RF” in matrix education field.

HH10**hh2spouchlp**

R2 HH10 SPOUS NEED PERS CARE HLP

DISPLAY INSTRUCTIONS:

If PROXY flag=1 (YES) and PROXY RELATIONSHIP=2 (SPOUSE/PARTNER), display “do you”.
Otherwise, display “does {SPOUSE/PARTNER FIRST NAME LAST NAME}”.

QUESTION TEXT:

Because of a physical, mental, or emotional condition, {do you/does {SPOUSE/PARTNER FIRST NAME LAST NAME}} need the help of another person with personal care needs, such as eating, bathing, dressing, or getting around inside the home?

CODES

- | | |
|---|------------|
| 1 | YES |
| 2 | NO |
| | REFUSED |
| | DON'T KNOW |

HH11**hh2livwthspo**

R2 HH11 LIVE WITH SPOUSE PARTNER

op2prsinhh

R2 OP IN HOUSEHOLD UPDATE AND NEW

DISPLAY INSTRUCTIONS:

If PROXY flag=1 (YES) and PROXY RELATIONSHIP=2 (SPOUSE/PARTNER), display “you live” and “{SP}”. Else if PROXY flag=1 (YES), display “{SPOUSE/PARTNER FIRST NAME LAST NAME} lives” and “{SP}”. Otherwise, display “{SPOUSE/PARTNER FIRST NAME LAST NAME} lives” and “you”.

QUESTION TEXT:

Just to confirm, {you live/{SPOUSE/PARTNER FIRST NAME LAST NAME} lives} with {{SP}/you}, is that correct?

CODES

1	YES	BOX HH13
2	NO	
	REFUSED	BOX HH13
	DON'T KNOW	BOX HH13

PROGRAMMER INSTRUCTIONS:

If HH11 = 1 (YES), set INHOUSEHOLD flag = 1 (YES) for SPOUSE/PARTNER.

HH12

hh2placekind

R2 HH12 KIND OF PLACE LIVE IN

DISPLAY INSTRUCTIONS:

If PROXY flag=1 (YES) and PROXY RELATIONSHIP=2 (SPOUSE/PARTNER), display "are you". Otherwise, display "{SPOUSE/PARTNER FIRSTNAME LASTNAME} is".

QUESTION TEXT:

SHOWCARD HH2

What kind of place {are you/is {SPOUSE/PARTNER FIRSTNAME LASTNAME}} living in now?

PRESS F1 FOR HELP SCREEN

CODES

1	PRIVATE RESIDENCE	BOX HH13
2	A GROUP HOME, BOARD AND CARE, OR SUPERVISED HOUSING	BOX HH13
3	ASSISTED LIVING FACILITY OR CONTINUING CARE RETIREMENT COMMUNITY (CCRC)	BOX HH13
5	NURSING HOME	BOX HH13
91	OTHER (SPECIFY)	
	REFUSED	BOX HH13
	DON'T KNOW	BOX HH13

PROGRAMMER INSTRUCTIONS:

If HH11 = 1 (YES), set INHOUSEHOLD flag = 1 (YES) for SPOUSE/PARTNER.

HH12D

HH12D

NOT ON FILE

QUESTION TEXT:

SPECIFY OTHER TYPE OF PLACE

ENTER TEXT

Length

50

BOX HH13

BOX HH13

NOT ON FILE

If FACILITY flag = 1 (YES), go to Section CS.
Otherwise, go to BOX HH13D

If any ROSTER MEMBERS have LAST INT INHOUSEHOLD flag = 1 (YES) other than the SP or ROSTER member with CURRENT INT relationship code = 2 (SPOUSE/PARTNER), or ROSTER MEMBER with CURRENT INT PROXY RESPONDENT flag = 1 (YES), go to HH13D.

Otherwise, go to HH14.

HH13D**op2prsinhh**

R2 OP IN HOUSEHOLD UPDATE AND NEW

op2childinh

R2 CHILD IN HOUSEHOLD UPDATE AND NEW

DISPLAY INSTRUCTIONS:

Display HHMEMBER ROSTER as a grid. Display SP, SPOUSE/PARTNER if INHOUSEHOLD flag = 1 (YES), and PROXY if INHOUSEHOLD flag = 1 (YES) on the HHMEMBER GRID.

If ROSTER MEMBER age = response, display "{, approximately age {age}}".

Display questions HH13D-HH13E on full matrix screen.

QUESTION TEXT:

Now I have a few questions about {your/SP's} household. At the time of the last interview, we recorded that the following people lived with {you/SP}. As I read each person's name, please tell me if he or she still lives in the household. Please include people temporarily absent.

Does {FIRSTNAME LASTNAME} ({relationship to SP}{, gender}{, approximately age {age}}) still live in the household?

CODES

- | | |
|---|------------|
| 1 | YES |
| 2 | NO |
| | REFUSED |
| | DON'T KNOW |

PROGRAMMER INSTRUCTIONS:

Display grid with SP preloaded, and any ROSTER MEMBERS with a LAST INT INHOUSEHOLD or CURRENT INT IN HOUSEHOLD flag = 1 (YES) preloaded. SP, Spouse, and Proxy roster entries should include revised info from current round if updated.

Display grid with fields: Still in HH, Reason Left, First Name, and Last Name. First Name, Last Name, and Still in HH and Reason Left fields can be edited. SP, Spouse, and Proxy rows should also be write-protected.

When entering a new field, start cursor after last entry value or text.

If PROXY flag = 1 (YES) and HH13A = 2 (NO), go to HH13E for CURRENT INT PROXY ROSTER MEMBER. Otherwise, start cursor at the "Still in HH" column for the first ROSTER MEMBER listed who is not the SP, Spouse, or Proxy.

Allow up to 25 row entries.

Allow movement between grid items using the arrow keys. Text field is 2 5 char for each name field.

If HH13D = 2 (NO), RF or DK, set INHOUSEHOLD flag = 2 (NO), and go to HH13E. Else if HH13D = 1 (YES), set INHOUSEHOLD flag = 1 (YES), and go to HH13F.

HH13E**op2reasgone**

R2 HH13E REASON GONE FROM HH

DISPLAY INSTRUCTIONS:

If PROXY flag = 1 (YES), display "are you".

Otherwise, display "is {FIRSTNAME LASTNAME}".

QUESTION TEXT:

Why {are you/is {FIRSTNAME LASTNAME}} no longer living in the household?

CODES

- | | |
|---|--------------------------------------|
| 1 | SEPARATION OR DIVORCE |
| 2 | DECEASED |
| 3 | MOVED ELSEWHERE |
| 5 | LAST INTERVIEW INFORMATION INCORRECT |
| 8 | OTHER REASON |
| | REFUSED |
| | DON'TKNOW |

PROGRAMMER INSTRUCTIONS:

Go to HH13D for next ROSTER MEMBER.
If no other ROSTER MEMBERS, go to HH14.

HH13F

HH13F

NOT ON FILE

DISPLAY INSTRUCTIONS:

Display "FIRST" in bold underlined text.

QUESTION TEXT:

CONFIRM SPELLING OF FIRST NAME.

HH13G

HH13G

NOT ON FILE

DISPLAY INSTRUCTIONS:

Display "LAST" in bold underlined text.

QUESTION TEXT:

CONFIRM SPELLING OF LAST NAME.

PROGRAMMER INSTRUCTIONS:

If HH13D = 1 (YES) or 2 (NO), display ROSTER MEMBER in HHMEMBER matrix with grayed out fields upon advancing to next roster entry.

Go to HH13D for next ROSTER MEMBER.

If no other ROSTER MEMBERS, go to HH14.

HH14

op2prsninh

R2 OP IN HOUSEHOLD UPDATE AND NEW

DISPLAY INSTRUCTIONS:

Display HHMEMBER ROSTER as a grid. Display any ROSTER MEMBERS with CURRENT INT INHOUSEHOLD flag=1 (YES) on the HHMEMBER GRID.

If PROXY flag = 2 (NO) or [PROXY flag = 1 (YES) and PROXY RELATIONSHIP = 2 (SPOUSE/PARTNER) and INHOUSEHOLD flag for SPOUSE/PARTNER= 1 (YES)], display "you".

Else if PROXY flag=1 (YES) and INHOUSEHOLD flag for PROXY=1 (YES) and PROXY RELATIONSHIP ≠ 2 (SPOUSE/PARTNER), display "you and SP".

Otherwise, display "{SP}".

Only display ROSTER MEMBERS with CURRENT INT INHOUSEHOLD flag <> 1 (not in HH) as entries that can be selected to add to the HH Roster.

Display questions HH14-HH19 on full matrix screen.

If at HH14-HH14B, do not display question text in brackets during first entry to person roster. Otherwise, display question text in brackets.

If at first entry to person roster, display "first". Otherwise, display "next".

If any ROSTER MEMBERS with INHOUSEHOLD flag = 1 (YES), display "Other than the people I just asked about," and "please".

Otherwise display "Please".

QUESTION TEXT:

{{}}{Other than the people I just asked about,} {please/Please} tell me the name of the {first/next} person who lives with {you/SP/you and SP}. Please include people temporarily absent.{{}}

PROBE: Is there anyone else living (here) with {you and {SP}}/you/{SP}}?

SELECT TO ADD TO HOUSEHOLD ROSTER, ONE AT A TIME

IF PERSON NAMED IS NOT ON THE ROSTER, SELECT "NOT ON LIST" TO ADD A PERSON

PRESS ENTER IF MATRIX IS COMPLETE

HH14A

HH14A

NOT ON FILE

DISPLAY INSTRUCTIONS:

Display "first" in underlined text.

If at HH14a-b, do not display question text in brackets during first entry to person roster.

Otherwise, display question text in brackets.

QUESTION TEXT:

{{}}What is (his/her) first name?{{}}

CONFIRM SPELLING

ENTER TEXT

Length

25

PROGRAMMER INSTRUCTIONS:

Display grid with fields: First Name, Last Name, Gender, Relationship, and Age.

Display grid with SP preloaded, and any ROSTER MEMBERS with a CURRENT INT INHOUSEHOLD flag= 1 (YES) preloaded with updated info from CURENT INT.

All rows for ROSTER MEMBERS confirmed at HH13 should be write-protected (grayed out).

For each HHMEMBER ROSTER addition, set INHOUSEHOLD flag= 1 (YES).

Allow up to 25 row entries.

Allow movement between grid items using the arrow keys.

When exiting matrix, if any blank fields, return cursor to the blank field and display appropriate error message.

Text field is 25 char for each name field.

Go to HH20 when matrix is complete.

HH14B**HH14B**

NOT ON FILE

DISPLAY INSTRUCTIONS:

Display "last" in underlined text.

If at HH14a-b, do not display question text in brackets during first entry to person roster.

Otherwise, display question text in brackets.

QUESTION TEXT:

{[]What is (his/her) last name?[]}

CONFIRM SPELLING

ENTER TEXT

Length

25

HH15**op2relatnshp**

R2 RELASHIP TO SP UPDATE AND NEW

op2childinhh

R2 CHILD IN HOUSEHOLD UPDATE AND NEW

DISPLAY INSTRUCTIONS:

Display HOUSEHOLDRELATIONSHIP CODE LIST.

QUESTION TEXT:

{[]What is (his/her) last name?[]}

CONFIRM SPELLING

CODES

3	DAUGHTER
4	SON
5	DAUGHTER-IN-LAW
6	SON-IN-LAW
7	STEPDAUGHTER
8	STEPSON
9	SISTER
10	BROTHER
11	SISTER-IN-LAW
12	BROTHER-IN-LAW
13	MOTHER
14	STEPMOTHER
15	MOTHER-IN-LAW
16	FATHER
17	STEPFATHER
18	FATHER-IN-LAW
19	GRANDDAUGHTER
20	GRANDSON
21	NIECE
22	NEPHEW
23	AUNT
24	UNCLE
25	COUSIN
26	STEPDAUGHTER'S SON/DAUGHTER

27	STEPSON'S SON/DAUGHTER
28	DAUGHTER-IN-LAW'S SON/DAUGHTER
29	SON-IN-LAW'S SON/DAUGHTER
30	BOARDER/RENTER
31	PAID AIDE/HOUSEKEEPER/EMPLOYEE
32	ROOMMATE
33	EX-WIFE/EX-HUSBAND
34	BOYFRIEND/GIRLFRIEND
35	NEIGHBOR
36	FRIEND
91	OTHER RELATIVE
92	OTHER NONRELATIVE

PROGRAMMER INSTRUCTIONS:

If HH15 = 3 (daughter), 5 (daughter-in-law), 7 (stepdaughter), 9 (sister), 11 (sister-in-law), 13 (mother), 14 (stepmother), 15 (mother-in-law), 19 (granddaughter), 21 (niece), or 23 (aunt), set PERSON GENDER = 2 (female) and go to HH17a.

ELSE If HH15 = 4 (son), 6 (son-in-law), 8 (stepson), 10 (brother), 12 (brother-in-law), 16 (father), 17 (stepfather), 18 (father-in-law), 20 (grandson), 22 (nephew), or 24 (uncle), set PERSON GENDER = 1 (male) and go to HH17a.

Otherwise, go to HH16.

If HH15 = 3 (daughter), 4 (son), 7 (stepdaughter), or 8 (stepson), set CHILDINHH flag = 1 (yes) for ROSTER PERSON.

HH16	op2dgender	R2 D GENDER UPDATE AND NEW
-------------	-------------------	----------------------------

QUESTION TEXT:

Is {FIRSTNAME LASTNAME} male or female?

CODES

1	MALE
2	FEMALE

PROGRAMMER INSTRUCTIONS:

If HH16 = 1, set PERSON GENDER = 1 (male), and display "M" in matrix gender field.

If HH16 = 2, set PERSON GENDER = 2 (female), and display "F" in matrix gender field.

BOX HH17	BOX HH17	NOT ON FILE
-----------------	-----------------	-------------

If HH15 = 25-36, 91 OR 92, set HH17 a-c, HH18, and HH19 as NOT REQUIRED and go to HH14a.
Otherwise, go to HH17a.

HH17A	op2birthmth (Sensitive)	R2 OTHER PERSON MONTH OF BIRTH
--------------	--------------------------------	--------------------------------

DISPLAY INSTRUCTIONS:

Display HH17a, 17b, and 17c, on the same screen.

Display "month" as underlined text.

QUESTION TEXT:

What is {FIRSTNAME LASTNAME}'s date of birth?

ENTER MONTH

ENTER NUMBER

Range
REFUSED
DON'T KNOW

1 to 12

PROGRAMMER INSTRUCTIONS:

Hard range 1-12

HH17B

HH17B

NOT ON FILE

DISPLAY INSTRUCTIONS:

Display HH17a, 17b, and 17c, on the same screen.

Display “day” as underlined text.

QUESTION TEXT:

[What is {FIRSTNAME LASTNAME}'s date of birth?]

ENTER DAY

ENTER NUMBER

Range
REFUSED
DON'T KNOW

1 to 31

PROGRAMMER INSTRUCTIONS:

Hard range 1-31

HH17C

op2birthyear (Sensitive)

R2 OTHER PERSON YEAR OF BIRTH

DISPLAY INSTRUCTIONS:

Display HH17a, 17b, and 17c, on the same screen.

Display “year” as underlined text.

QUESTION TEXT:

What is {FIRSTNAME LASTNAME}'s date of birth?

ENTER YEAR

ENTER NUMBER

REFUSED
DON'T KNOW

PROGRAMMER INSTRUCTIONS:

Hard range: CURRENT YEAR – 110.

If HH17a ≥ 1 and HH17b ≥ 1 and HH17c ≥ 1, compute PERSON AGE as (CURRENT DATE □ HH17a-c DOB) and prefill HH18.

Otherwise, go to HH19.

HH18

op2dage

R2 D OP CAT AGE UPDATE AND NEW

op2age (Sensitive)

R2 OTH PERSON AGE UPDATE AND NEW

QUESTION TEXT:

That makes {FIRSTNAME LASTNAME} {CALCULATED AGE} today. Is that correct?

CODES

1

YES

HH14

2	NO	HH17
	REFUSED	HH14
	DON'T KNOW	HH14

PROGRAMMER INSTRUCTIONS:

If HH18 = 1 (yes), write HHMEMBER AGE to PERSON ROSTER.

HH19	op2dage	R2 D OP CAT AGE UPDATE AND NEW
	op2age (Sensitive)	R2 OTH PERSON AGE UPDATE AND NEW

QUESTION TEXT:

How old is {FIRSTNAME LASTNAME}?

ENTER AGE

IF LESS THAN 1 YEAR, ENTER 0.

ENTER NUMBER

Range	0 to 110
REFUSED	
DON'T KNOW	

PROGRAMMER INSTRUCTIONS:

Numeric field range: 0-110.

Write PERSON AGE to PERSON ROSTER.

If HH19 = DK or RF, display "DK" or "RF" in matrix age field.

Go to HH14.

HH20	HH20	NOT ON FILE
-------------	-------------	-------------

QUESTION TEXT:

IS THE HOUSEHOLD MATRIX COMPLETE?

CODES

1	YES	SECTION CS
2	NO	HH14

Derived Variables from Items in the HH Section

hh2dmarstat	R2 D MARITAL STATUS AT R2
op2dgender	R2 D GENDER UPDATE AND NEW
hh2dspousage (Sensitive)	R2 D NEW R2 SPOU PART AGE
hh2dspouage	R2 D NEW R2 SPOU PART CAT AGE
hh2dspageall	R2 D SPOU PART AGE UPDATE AND NEW
op2dage	R2 D OP CAT AGE UPDATE ATND NEW
hh2dlvngarrg	R2 D LIVING ARRANGEMENT
hh2dhshldnum	R2 D TOTAL NUMBER IN HOUSEHOLD
hh2dhshldchd	R2 D TOTAL CHILDREN IN HOUSEHOLD

hh2dspouseid	R2 D SPOUSE ID
---------------------	----------------

Restricted Variables in the HH Section	
op2rescity	R2 CITY OF RESIDENCE
op2resstate	R2 STATE OF RESIDENCE

NHATS Round 2

Section CS [CHILDREN AND SIBLINGS]

Sequence: 7

BOX CS1A

BOX CS1A

NOT ON FILE

If any LAST INT ROSTER MEMBERS with relationship codes = 3 (DAUGHTER), 4 (SON), 7 (STEPDAUGHTER), or 8 (STEPSON) and CURRENT INHH flag <>1 (NOT IN HH), go to CS1A.
Otherwise, go to Box CS1H.

CS1A

op2chnotinhh

R2 CHILD NOT HOUSEHOLD UPDATE AND NEW

DISPLAY INSTRUCTIONS:

Display "{FIRSTNAME LASTNAME}, {RELATIONSHIP}" of ANY LAST INT ROSTER MEMBERS with relationship codes = 3 (DAUGHTER), 4 (SON), 7 (STEPDAUGHTER), or 8 (STEPSON) below question text.

If any CURRENT INT ROSTER MEMBERS with relationship codes = 3 (DAUGHTER), 4 (SON), 7 (STEPDAUGHTER), or 8 (STEPSON) and CURRENT INHH flag = 1 (IN HH), display "In addition to the child(ren) currently living with {you/SP}, at".
Otherwise, display "At".

QUESTION TEXT:

{In addition to the child(ren) currently living with {you/SP}, at/At} the time of the last interview in {LAST INT MONTH AND YEAR}, we recorded that {you/SP} had the following child(ren) or stepchild(ren). READ NAMES AND RELATIONSHIPS LISTED BELOW.

{FIRSTNAME LASTNAME}, {RELATIONSHIP}

Is this information correct?

IF ANY CHILD OR STEPCHILD IS DECEASED, CODE 2 LAST INT INFO INCORRECT

IF NAME(S) REFUSED, READ RELATIONSHIP(S)

CONFIRM SPELLING

CODES

1	YES, INFO CORRECT	CS1E
2	NO, LAST INT INFO INCORRECT	
	REFUSED	CS1E
	DON'T KNOW	CS1E

CS1B

op2dchilddec

R2 D CHILD NOT IN HH DIED

op2chnotinhh

R2 CHILD NOT HOUSEHOLD UPDATE AND NEW

DISPLAY INSTRUCTIONS:

Display ROSTER as a grid.

Display questions CS1B-CS1G on full matrix screen.

Prefill grid with LAST INT information FIRST NAME, LASTNAME, RELATIONSHIP, and GENDER for PERSON ROSTER MEMBERS with LAST INT RELATIONSHIP CODE = 3 (DAUGHTER), 4 (SON), 7 (STEPDAUGHTER), or 8 (STEPSON).

Display "{FIRSTNAME LASTNAME},{RELATIONSHIP}" of first, next LAST INT ROSTER MEMBER with relationship codes = 3 (DAUGHTER), 4 (SON), 7 (STEPDAUGHTER), or 8 (STEPSON) below question text.

For the first ROSTER MEMBER, display "First".
Otherwise, display "Next"

QUESTION TEXT:

{First/Next} we recorded

{FIRSTNAME LASTNAME}{RELATIONSHIP}

Is this correct?

CONFIRM SPELLING

CODES

1	YES, INFO CORRECT	CS1E
2	NO, LAST INT INFO INCORRECT	
	REFUSED	CS1E
	DON'T KNOW	CS1E

PROGRAMMER INSTRUCTIONS:

If CS1b = 3 (DECEASED), set DECEASED flag = 1 (YES) for ROSTER MEMBER and go to BOX CS1H.

CS1C

CS1C

NOT ON FILE

DISPLAY INSTRUCTIONS:

Prefill name in response field and allow corrections.
Do not display question text in brackets during first entry to person roster.
Otherwise, display question text in brackets.

Display "first" as underlined text.

QUESTION TEXT:

{[]What is (his/her) correct first name?[]}

{FIRSTNAME LASTNAME}{RELATIONSHIP}

CONFIRM SPELLING

ENTER TEXT

Length

25

CS1D

CS1C

NOT ON FILE

DISPLAY INSTRUCTIONS:

Prefill name in response field and allow corrections.

Display "last" as underlined text.

QUESTION TEXT:

{[]What is (his/her) correct first name?[]}

{FIRSTNAME LASTNAME}{RELATIONSHIP}

CONFIRM SPELLING**ENTER TEXT**

Length

25

PROGRAMMER INSTRUCTIONS:

Write updated first and last names to the person roster for ROSTER MEMBER. Set a NAMECHANGE flag to indicate that the name was changed.

CS1E**op2rescity (Restricted)**

R2 CITY OF RESIDENCE

op2resstate (Restricted)

R2 STATE OF RESIDENCE

QUESTION TEXT:

Does {FIRSTNAME LASTNAME}, {RELATIONSHIP} currently live in {CITY}, {STATE}?

IF CITY OR STATE MISSING, DON'T KNOW, OR REFUSED, ENTER 2

CODES

1	YES, INFO CORRECT	BOX CS1H
2	NO, UPDATES NEEDED	
	REFUSED	BOX CS1H
	DON'T KNOW	BOX CS1H

PROGRAMMER INSTRUCTIONS:

If CS1E = 1 (YES), write LAST INT CITY and STATE to roster as CURRENT INT CITY and STATE for ROSTER MEMBER and go to BOX CS1H.

If CS1E = 2 (UPDATES NEEDED), set LOCATION CHANGE flag =1 (YES) for ROSTER MEMBER to indicate location change.

CS1F**op2rescity (Restricted)**

R2 CITY OF RESIDENCE

DISPLAY INSTRUCTIONS:

Display "CITY" in underlined text.

Display CS7a and CS7b on the same screen.

Display CITY for ROSTER MEMBER from PERSON ROSTER and prefill city response field if already collected. Allow update to city field if prefilled and allow enter if field is prefilled and no updates are made.

QUESTION TEXT:

In what city and state does {FIRSTNAME LASTNAME} live?

ENTER CITY

CONFIRM SPELLING

ENTER TEXT

Length

25

REFUSED

DON'T KNOW

DISPLAY INSTRUCTIONS:

Display CS7a and CS7b on the same screen.

Display STATE for ROSTER MEMBER from PERSON ROSTER and prefill state response field if already collected. Allow update to city field if prefilled and allow enter if field is prefilled and no updates are made.

QUESTION TEXT:

In what city and state does {FIRSTNAME LASTNAME} live?

ENTER STATE

TYPE THE FIRST LETTER OF THE STATE, THEN USE ARROW KEYS IF NEEDED TO LOCATE STATE, AND PRESS ENTER TO SELECT

REFUSED
DON'T KNOW

PROGRAMMER INSTRUCTIONS:

Use lookup file of state names.

Write updated PERSON CITY and STATE to PERSON ROSTER for ROSTER MEMBER.

BOX CS1H**BOX CS1H****NOT ON FILE**

If any other LAST INT ROSTER MEMBERS with relationship codes = 3 (DAUGHTER), 4 (SON), 7 (STEPDAUGHTER), or 8 (STEPSON) and INHH flag <>1 (NOT IN HH), go to CS1B.

Else if HH1=1 (MARRIED) or 2 (LIVING WITH A PARTNER), go to CS1H.

Otherwise, go to Box CS14.

CS1H**CS1H****NOT ON FILE****DISPLAY INSTRUCTIONS:**

If any roster entries with a new CURRENT INT ROSTER MEMBER with CURRENT INT relationship codes = 3 (DAUGHTER), 4 (SON), 7 (STEPDAUGHTER), or 8 (STEPSON), display "Besides {you/{FIRST NAME LASTNAME of roster entry with 3 (DAUGHTER), 4 (SON), 7 (STEPDAUGHTER), or 8 (STEPSON)}}", "{do you/does SP}" and "other".

Otherwise, display "{Do you /Does SP}".

If PROXY flag = 1 (YES) and ROSTER MEMBER CURRENT INT RELATIONSHIP code = 3 (DAUGHTER), 4 (SON), 7 (STEPDAUGHTER), or 8 (STEPSON) and ROSTER MEMBER is new in CURRENT INT, display "you". Otherwise, display "{FIRSTNAME LASTNAME of roster entry with 3 (DAUGHTER), 4 (SON), 7 (STEPDAUGHTER), or 8 (STEPSON)}".

If (PROXY flag = 1 (YES) and CURRENT INT RELATIONSHIP code = 3 (DAUGHTER), 4 (SON), 7 (STEPDAUGHTER), or 8 (STEPSON)) and (any other new roster entries in CURRENT INT and CURRENT INT codes = 3 (DAUGHTER), 4 (SON), 7 (STEPDAUGHTER), or 8 (STEPSON)), display "and" and "{FIRSTNAME LASTNAME of roster entry with 3 (DAUGHTER), 4 (SON), 7 (STEPDAUGHTER), or 8 (STEPSON)}".

If more than one name displayed, display "and" between each one.

If PROXY flag is null or [PROXY flag = 1 (YES) and PROXY RELATIONSHIP = 2 (SPOUSE/PARTNER)], display "do you"

or "Do you".
Otherwise, display "does SP" or "Does SP".

QUESTION TEXT:

{Besides {you/{and} {FIRSTNAME LASTNAME of roster entry with 3 (DAUGHTER), 4 (SON), 7 (STEPDAUGHTER) or 8 (STEPSON)}, {do you/does SP}}/ {Do you/Does SP}} have any {other} new stepchildren?

CODES

1	YES	CS2PRE
2	NO	
	REFUSED	
	DON'T KNOW	

BOX CS2

BOX CS2

NOT ON FILE

IF PROXY RESPONDENT flag = 1 (YES) and [PROXY ROSTER MEMBER relationship code = 3 (DAUGHTER), 4 (SON), 7 (STEPDAUGHTER) or 8 (STEPSON)] and INHOUSEHOLD flag = 1 (YES), set CHILDIRHH flag = 1 (YES) for PROXY ROSTER MEMBER.

If PROXY RESPONDENT flag = 1 (YES) and [PROXY ROSTER MEMBER relationship code = 7 (STEPDAUGHTER) or 8 (STEPSON)] and ROSTER MEMBER is new in CURRENT INT and INHH flag <>1 (NOT IN HH) for PROXY ROSTER MEMBER, go to CS4a.

If any new in CURRENT INT roster members with CHILDIRHH flag = 1 (YES), go to CS9.
Otherwise, go to BOX CS14.

CS2PRE

CS2PRE

NOT ON FILE

DISPLAY INSTRUCTIONS:

Display CHILDREN ROSTER as a grid.

Display questions CS2A-CS7B on full matrix screen.

Do not display question text in brackets during first entry to person roster.
Otherwise, display question text in brackets.

Display "first" as underlined text.

Display "PRESS ENTER IF MATRIX IS COMPLETE" for first empty roster entry.

QUESTION TEXT:

{[]Please tell me their names and whether they are {your/{SP}'s} daughter, son, stepdaughter, or stepson.[]}

What is (his/her) first name?

CONFIRM SPELLING

PROBE IF NECESSARY: {Do you/Does {SP}} have any other living children?

{PRESS ENTER IF MATRIX IS COMPLETE}

PROGRAMMER INSTRUCTIONS:

For each ROSTER addition, set CHILDNOTINHH flag= 1 (YES) for ROSTER PERSON.
Allow up to 15 row entries.

Allow movement between grid items using the arrow keys.
Go to CS8 when matrix is complete

CS2A

CS2A

NOT ON FILE

DISPLAY INSTRUCTIONS:

Display "first" in underlined text.

QUESTION TEXT:

What is (his/her) first name?

CONFIRM SPELLING

ENTER TEXT

Length

25

CS2B

CS2B

NOT ON FILE

DISPLAY INSTRUCTIONS:

Display "last" in underlined text.

QUESTION TEXT:

What is (his/her) last name?

CONFIRM SPELLING

ENTER TEXT

Length

25

CS3

op2relatnshp

R2 RELASHIP TO SP UPDATE AND NEW

op2dgender

R2 D GENDER UPDATE AND NEW

DISPLAY INSTRUCTIONS:

Display CHILD RELATIONSHIP CODE LIST

QUESTION TEXT:

What is {FIRSTNAME LASTNAME}'s relationship to {you/SP}?

PRESS F1 FOR HELP SCREEN

CODES

3	DAUGHTER
4	SON
7	STEPDAUGHTER
8	STEPSON

PROGRAMMER INSTRUCTIONS:

If CS3 = 3 (daughter) or 7 (stepdaughter), set PERSON GENDER = 2 (female), and display “F” in matrix gender field.
ELSE set PERSON GENDER = 1 male), and display “M” in matrix gender field.

CS4A**op2birthmth (Sensitive)** R2 OTHER PERSON MONTH OF BIRTH**DISPLAY INSTRUCTIONS:**

Display "month" in underlined text.

QUESTION TEXT:

What is {FIRSTNAME LASTNAME}'s date of birth?

ENTER MONTH

ENTER NUMBER

Range

1 to 12

REFUSED

DON'T KNOW

CS4B**CS4B**

NOT ON FILE

DISPLAY INSTRUCTIONS:

Display CS4a, CS4b, and CS4c, on the same screen.

Display “day” as underlined text.

QUESTION TEXT:

[What is {FIRSTNAME LASTNAME}'s date of birth?]

ENTER DAY

ENTER NUMBER

Range

1 to 31

REFUSED

DON'T KNOW

CS4C**op2birthyear (Sensitive)** R2 OTHER PERSON YEAR OF BIRTH**DISPLAY INSTRUCTIONS:**

Display CS4a, CS4b, and CS4c, on the same screen.

Display “year” as underlined text.

QUESTION TEXT:

What is {FIRSTNAME LASTNAME}'s date of birth?

ENTER YEAR

ENTER NUMBER

Range	1 to 12
REFUSED	
DON'T KNOW	

PROGRAMMER INSTRUCTIONS:

Hard range: CURRENT YEAR – 95.

Soft range: (CURRENT YEAR – 20) – (CURRENT YEAR – 75)

If CS4c violates hard range, display error message "YEAR OF BIRTH OUTSIDE OF RANGE, CONFIRM WITH RESPONDENT AND RE-ENTER".

If CS4a ≥ 1 and CS4b ≥ 1 and CS4c ≥ 1, compute PERSON AGE as (CURRENT DATE □ CS4a-c DOB) and prefill CS5.
Otherwise, go to CS6.

CS5**op2age (Sensitive)**

R2 OTH PERSON AGE UPDATE AND NEW

op2dage

R2 D OP CAT AGE UPDATE AND NEW

QUESTION TEXT:

That makes {FIRSTNAME LASTNAME} {CALCULATED AGE} today. Is that correct?

CODES

1	YES	CS7A
2	NO	CS4A
	REFUSED	CS7A
	DON'T KNOW	CS7A

PROGRAMMER INSTRUCTIONS:

If CS5 = 1 (yes), write person AGE to PERSON ROSTER.

If CS5 = DK or RF, display "DK" or "RF" in matrix age field.

CS6**op2age (Sensitive)**

R2 OTH PERSON AGE UPDATE AND NEW

op2dage

R2 D OP CAT AGE UPDATE AND NEW

QUESTION TEXT:

How old is {FIRSTNAME LASTNAME}?

ENTER AGE

IF LESS THAN 1 YEAR, ENTER 0

ENTER NUMBER

Range	0 to 95
Soft Range	15 to 75
REFUSED	
DON'T Know	

PROGRAMMER INSTRUCTIONS:

If CS5 = 1 (yes), write person AGE to PERSON ROSTER.

If CS5 = DK or RF, display "DK" or "RF" in matrix age field.

CS7A**op2rescity (Restricted)**

R2 CITY OF RESIDENCE

DISPLAY INSTRUCTIONS:

Display "CITY" in underlined text.

Display CS7a and CS7b on the same screen

QUESTION TEXT:

In what city and state does {FIRSTNAME LASTNAME} live?

ENTER CITY

CONFIRM SPELLING

ENTER TEXT

Length

25

REFUSED

DON'T KNOW

CS7B

op2resstate (Restricted)

R2 STATE OF RESIDENCE

DISPLAY INSTRUCTIONS:

Display CS7a and CS7b on the same screen

QUESTION TEXT:

[In what city and state does {FIRSTNAME LASTNAME} live?]

ENTER STATE

TYPE THE FIRST LETTER OF STATE, THEN USE ARROW KEYS IF NEEDED TO LOCATE STATE, AND PRESS
ENTER TO SELECT

ENTER TEXT

REFUSED

DON'T KNOW

PROGRAMMER INSTRUCTIONS:

Use lookup file of state names.

Write PERSON CITY and STATE to PERSON ROSTER.

Go to CS2A

CS8

CS8

NOT ON FILE

QUESTION TEXT:

IS THE NEW CHILDREN MATRIX COMPLETE?

CODES

1

YES

CS2A

2

NO

CS9PRE

CS9PRE

NOT ON FILE

QUESTION TEXT:

Now I have a few questions about each of {your/SP's} new stepchildren.

PRESS 1 AND ENTER TO CONTINUE

CS9**op2educhild**

R2 HH9 CHILD EDUC WHEN ADDED

op2leveledu

R2 OP HIGHEST ED WHEN ADDED

DISPLAY INSTRUCTIONS:

Display ROSTER as a grid.

Display questions CS9-CS12 on full matrix screen.

QUESTION TEXT:

SHOWCARD CS1

What is the highest degree or level of school {FIRSTNAME LASTNAME} completed?

CODES

- | | |
|---|----------------------------------------------------------------------------------------------------------|
| 1 | NO SCHOOLING COMPLETED |
| 2 | 1ST-8TH GRADE |
| 3 | 9TH-12TH GRADE (NO DIPLOMA) |
| 4 | HIGH SCHOOL GRADUATE (HIGH SCHOOL
DIPLOMA OR EQUIVALENT) |
| 5 | VOCATIONAL, TECHNICAL, BUSINESS, OR TRADE
SCHOOL CERTIFICATE OR DIPLOMA (BEYOND
HIGH SCHOOL LEVEL) |
| 6 | SOME COLLEGE BUT NO DEGREE |
| 7 | ASSOCIATE'S DEGREE |
| 8 | BACHELOR'S DEGREE |
| 9 | MASTER'S, PROFESSIONAL, OR DOCTORAL
DEGREE |
| | REFUSED |
| | DON'T KNOW |

PROGRAMMER INSTRUCTIONS:

Display grid with FIRSTNAME LASTNAME of roster entries with ROSTER MEMBERS new in CURRENT INT and CURRENT INT relationship codes = 7 (STEPDAUGHTER), or 8 (STEPSON)

Allow movement between grid items using the arrow keys.

When exiting matrix, if any blank fields in matrix CS2A-CS7B, or matrix CS9-CS12 for any new stepchild added in CURRENT INT, return cursor to the blank field and display appropriate error message.

Go to CS13 when matrix is complete.

Write education level to PERSON ROSTER.

Display the following in the matrix education field for CS9 response values: 1: "NONE", 2: "PRE-8TH", 3: "9TH-12TH", 4: "HS GRAD", 5: "VOC/TECH", 6: "SOME COLL", 7: "AA", 8: "BA", 9: "POSTGRAD", DK: "DK", RF: "RF".

CS10**op2martlstat**

R2 CHILD MARITL STAT WHEN ADDED

QUESTION TEXT:

Is {FIRSTNAME LASTNAME} married, living with a partner, separated, divorced, widowed, or never married?

CODES

- | | |
|---|-----------------------|
| 1 | MARRIED |
| 2 | LIVING WITH A PARTNER |
| 3 | SEPARATED |
| 4 | DIVORCED |
| 5 | WIDOWED |
| 6 | NEVER MARRIED |
| | REFUSED |
| | DON'T KNOW |

PROGRAMMER INSTRUCTIONS:

Write Marital status to PERSON ROSTER.

CS11

op2numchldrn

R2 CHILD NUM CHILDRN WHEN ADDED

QUESTION TEXT:

How many living children does {FIRSTNAME LASTNAME} have?

IF NEEDED: Include step and adopted children.

ENTER NUMBER OF CHILDREN

ENTER NUMBER

Range	0 to 24
Soft Range	0 to 10
REFUSED	
DON'T KNOW	

PROGRAMMER INSTRUCTIONS:

Hard Range: 0-24. Soft range: 0-10.

Write number of children to PERSON ROSTER.

If CS11 = 0, RF, or DK go to CS9.

CS12

op2anychdu18

R2 CHILD CHILD U 18 WHEN ADDED

QUESTION TEXT:

Are any of {FIRSTNAME LASTNAME}'s children under age 18?

CODES

- | | | |
|---|------------|-----|
| 1 | YES | |
| 2 | NO | CS9 |
| | REFUSED | CS9 |
| | DON'T KNOW | CS9 |

CS12A

op2numchdu18

R2 CHILD NUM CHILD U 18 WHEN ADDED

QUESTION TEXT:

How many children are under age 18?

ENTER NUMBER

Range
REFUSED
DON'T KNOW

1 to 20

PROGRAMMER INSTRUCTIONS:

Write number of children under 18 to PERSON ROSTER.

If CS12a > CS11, display error message "NUMBER OF CHILDREN UNDER 18 CANNOT BE GREATER THAN TOTAL NUMBER OF CHILDREN".

Write FIRST NAME, LAST NAME, RELATIONSHIP, DOB, AGE, CITY, STATE, EDUCATION LEVEL, MARITAL STATUS, # OF CHILDREN, AND # OF CHILDREN UNDER 18 TO PERSON ROSTER FOR ROSTER MEMBER. Go to CS9.

CS13**CS13**

NOT ON FILE

QUESTION TEXT:

IS THE NEW CHILDREN MATRIX COMPLETE?

CODES

1 YES
2 NO

CS9

BOX CS14**BOX CS14**

NOT ON FILE

If LAST INT CS14 = 0, go to BOX CS15.

Otherwise, go to CS14.

CS14**cs2sistrsnum**

R2 CS14 NUMBER OF LIVING SISTERS

QUESTION TEXT:

How many living sisters {do you/does SP} have?

ENTER NUMBER OF SISTERS

ENTER NUMBER

Range
Soft Range
REFUSED
DON'T KNOW

0 to 20
0 to 10

PROGRAMMER INSTRUCTIONS:

Hard Range: 0-20.

Soft range: 0-10.

BOX CS15**BOX CS15**

NOT ON FILE

If LAST INT CS15 = 0, go to Section SN – Social Network

Otherwise, go to CS15.

CS15

cs2brthrsnum

R2 CS15 NUMBER OF LIVNG BROTHERS

QUESTION TEXT:

How many living brothers {do you/does SP} have?

ENTER NUMBER OF BROTHERS

ENTER NUMBER

Range 0 to 20
Soft Range 0 to 10
REFUSED
DON'T KNOW

PROGRAMMER INSTRUCTIONS:

Hard Range: 0-20.

Soft range: 0-10.

[Go to Section SN – Social Network](#)

Derived Variables from Items in CS Section

cs2dnumchild	R2 D NUMBER OF CHILDREN
cs2dnmstpchd	R2 D NUMBER OF STEPCHILDREN
cs2dnumdaugh	R2 D NUMBER OF DAUGHTERS
cs2dnumson	R2 D NUMBER OF SONS
op2dchilddec	R2 D CHILD NOT IN HH DIED
op2dgender	R2 D GENDER UPDATE AND NEW
op2dage	R2 D OTH PERSON CAT AGE AT INTVW

NHATS Round 2

Section SN [SOCIAL NETWORK]

Sequence: 8

BOX SN1

BOX SN1

NOT ON FILE

If PROXY flag = 1 (YES), go to Section HO – Home Environment.
Otherwise, go to SN1PRE

SN1PRE

SN1PRE

NOT ON FILE

QUESTION TEXT:

The next questions are about who you talk to about important things in your life. This may include good or bad things that happen to you, problems you are having, or important concerns you may have.

PRESS 1 AND ENTER TO CONTINUE

SN2

op2soclntrwk

R2 SN2 PART OF SP SOCIAL NETWORK

DISPLAY INSTRUCTIONS:

Display PERSON ROSTER with FIRST NAME, LAST NAME, and RELATIONSHIP TO SP if any person has been added to the PERSON ROSTER other than the SP.

Allow entry for FIRST NAME, LAST NAME, and RELATIONSHIP TO SP fields.

For additions to the PERSON ROSTER, display SOCIAL NETWORK RELATIONSHIP CODE LIST.

Display “SP HAS NO ONE TO TALK TO” as first option on the PERSON ROSTER DISPLAY.

Display "UP TO 5 PEOPLE" in bold underlined text.

QUESTION TEXT:

Looking back over the last year, who are the people you talked with most often about important things?

Please tell me their first and last name and their relationship to you.

SELECT/ENTER UP TO 5 PEOPLE IN THE ORDER SP NAMES PEOPLE

PROBE ONCE IF SP NAMES FEWER THAN 5 PEOPLE: Anyone else?

SELECT ALL THAT APPLY

IF PERSON NAMED IS NOT ON THE ROSTER, PRESS CTRL/S TO ADD A PERSON

PROGRAMMER INSTRUCTIONS:

Allow up to 5 selections to PERSON ROSTER. SET SOCIAL NETWORK ORDER flag 1-5 in order selected/added.

Display "CTRL/S" in red bolded font.

If “SP HAS NO ONE TO TALK TO” is selected, disallow other roster entries or selections and go to Section HO – Home Environment.

If “SP HAS NO ONE TO TALK TO” is selected, set NOONETOTALKTO flag = 1 (yes).

If no additions to the PERSON ROSTER, go to Section HO – Home Environment.

If other roster selections and “SP HAS NO ONE TO TALK TO” is selected, display message “INCONSISTENT ANSWER. NO ONE TO TALK TO CANNOT BE SELECTED WITH OTHER ROSTER ENTRIES.”

For each roster selection other than “SP HAS NO ONE TO TALK TO” at SN2, set SOCIAL NETWORK flag = 1 (YES).

SN3	SN3	NOT ON FILE
------------	------------	-------------

DISPLAY INSTRUCTIONS:

Display SN3 and SN4 on same page.

Display “first” as underlined text.

QUESTION TEXT:

[What is (his/her) first name?]

CONFIRM SPELLING

ENTER TEXT

Length

25

SN4	SN4	NOT ON FILE
------------	------------	-------------

DISPLAY INSTRUCTIONS:

Display SN3 and SN4 on same page.

Display “last” as underlined text.

QUESTION TEXT:

[What is (his/her) last name?]

CONFIRM SPELLING

ENTER TEXT

Length

25

SN5	op2relatnshp	R2 RELASHIP TO SP UPDATE AND NEW
	op2dgender	R2 D GENDER UPDATE AND NEW

QUESTION TEXT:

[What is {FIRSTNAME LASTNAME}'s relationship to you?]

PRESS F1 FOR HELP SCREEN

CODES

5	DAUGHTER-IN-LAW
6	SON-IN-LAW
9	SISTER
10	BROTHER
11	SISTER-IN-LAW
12	BROTHER-IN-LAW
13	MOTHER
14	STEPMOTHER

15	MOTHER-IN-LAW
16	FATHER
17	STEPFATHER
18	FATHER-IN-LAW
19	GRANDDAUGHTER
20	GRANDSON
21	NIECE
22	NEPHEW
23	AUNT
24	UNCLE
25	COUSIN
26	STEPDAUGHTER'S SON/DAUGHTER
27	STEPSON'S SON/DAUGHTER
28	DAUGHTER-IN-LAW'S SON/DAUGHTER
29	SON-IN-LAW'S SON/DAUGHTER
30	BOARDER/RENTER
31	PAID AIDE/HOUSEKEEPER/EMPLOYEE
32	ROOMMATE
33	EX-WIFE/EX-HUSBAND
34	BOYFRIEND/GIRLFRIEND
35	NEIGHBOR
36	FRIEND
37	SOMEONE/SERVICE AT THE PLACE SP LIVES/LIVED
38	CO-WORKER
39	MINISTER, PRIEST, OR OTHER CLERGY
40	PSYCHIATRIST, PSYCHOLOGIST, COUNSELOR, OR THERAPIST
91	OTHE RELATIVE
92	OTHER NONRELATIVE

PROGRAMMER INSTRUCTIONS:

For each addition to the PERSON ROSTER:

If 5 (daughter-in-law), 9 (sister), 11 (sister-in-law), 13 (mother), 14 (stepmother), 15 (mother-in-law), 19 (granddaughter), 21 (niece), or 23 (aunt) selected, set PERSON GENDER = 2 (female) and display SN7-SN8b for each.

Else if 6 (son-in-law), 10 (brother), 12 (brother-in-law), 16 (father), 17 (stepfather), 18 (father-in-law), 20 (grandson), 22 (nephew), or 24 (uncle) selected, set PERSON GENDER = 1 (male) and display SN7-SN8b for each.

Otherwise, display SN6-SN8b for each.

SN6

op2dgender

R2 D GENDER UPDATE AND NEW

QUESTION TEXT:

If NOT OBVIOUS, ASK:

Is {FIRST NAME LAST NAME} male or female?

CODES

1	MALE
2	FEMALE
	REFUSED
	DON'T KNOW

PROGRAMMER INSTRUCTIONS:

Write PERSON GENDER to PERSON ROSTER.

SN7

SN7

NOT ON FILE

QUESTION TEXT:

How old is {FIRST NAME LAST NAME}?

CODES

1	UNDER 20
2	20-24
3	25-29
4	30-34
5	35-39
6	40-44
7	45-49
8	50-54
9	55-59
10	60-65
11	66-69
12	70-74
13	75-79
14	80-85
15	86-89
16	90-94
17	95-99
18	100+
	REFUSED
	DON'T KNOW

PROGRAMMER INSTRUCTIONS:

Write PERSON CATEGORICAL AGE to PERSON ROSTER.

SN8A

SN8A

NOT ON FILE

DISPLAY INSTRUCTIONS:

Display SN8a and 8b on the same screen.
Display "city" as underlined text.

QUESTION TEXT:

Where does {FIRST NAME LAST NAME} live?

[What is {FIRST NAME LAST NAME}'s city?]

CONFIRM SPELLING

ENTER TEXT

Length

25

SN8B

SN8B

NOT ON FILE

DISPLAY INSTRUCTIONS:

Display SN8a and 8b on the same screen.
Display “state” as underlined text.

QUESTION TEXT:

[What is {FIRST NAME LAST NAME} state?]

TYPE THE FIRST LETTER OF THE STATE, THEN USE ARROW KEYS IF NEEDED TO LOCATE STATE, AND
PRESS ENTER TO SELECT

PROGRAMMER INSTRUCTIONS:

Use lookup file of state names
Display state name response label.

Write PERSON CITY and STATE to PERSON ROSTER.

Go to Section HO – Home Environment.

Derived Variables from Items in SN Section

sn2dnumsn	R2 D NUMBER IN SOCIAL NETWORK
op2dsocwrkfl	R2 D LIKELY SOCIAL NETWRK MEMBER
op2dgender	R2 D GENDER UPDATE AND NEW

Flags Variables set in SN Section

fl2noonetalk	R2 F SN SP HAS NO ONE TO TALK TO
---------------------	----------------------------------

NHATS Round 2

Section HO [HOME ENVIRONMENT]

Sequence: 9

HO1PRE

HO1PRE

NOT ON FILE

DISPLAY INSTRUCTIONS:

If STRUCTURE flag = 2 (MULTI-UNIT), display “building”.
Otherwise, display “home”.

QUESTION TEXT:

Now I have some questions about {your/SP's}{home/building}.

PRESS 1 AND ENTER TO CONTINUE

HO1

ho2entrstair

R2 HO1 ENTRANCE STAIRS OUTSIDE

QUESTION TEXT:

Thinking about the entrance that {you use/SP uses} most often, are there stairs or a step up or down to get into {your/SP's}{home/building} from outside?

CODES

- | | |
|---|------------|
| 1 | YES |
| 2 | NO |
| | REFUSED |
| | DON'T KNOW |

BOX HO2

BOX HO2

NOT ON FILE

If STRUCTURE flag = 2 (multi-unit), go to HO2.
ELSE, go to HO3.

HO2

ho2entrccomm

R2 HO2 ENTRANCE COMMON OR PRIVAT

QUESTION TEXT:

Is this a common or shared entrance, or is it an entrance directly into {your/SP's}
{home/apartment/room/unit/suite/other}?

CODES

- | | |
|---|-----------------------------|
| 1 | COMMON OR SHARED ENTRANCE |
| 2 | ENTRANCE DIRECTLY INTO HOME |
| | REFUSED |
| | DON'T KNOW |
-

HO3

ho2entrnramp

R2 HO3 RAMP AT ENTRANCE

QUESTION TEXT:

Whether or not {you use/SP uses} it, does this entrance have a ramp?

CODES

1	YES
2	NO
	REFUSED
	DON'T KNOW

BOX HO4**BOX HO4**

NOT ON FILE

If NEW RESIDENCE flag = 1 and STRUCTURE flag = 2 (multi-unit) and RE2= 2 (multiple floors), then go to HO4, variable text [a].

Else if NEW RESIDENCE flag = 1 and STRUCTURE flag = 2 (multi-unit) and RE2=1 (single floor), then go to HO4, variable text [c].

Otherwise, go to BOX HO5.

HO4**ho2bldgamen1**

R2 HO4A NEW RES BLDG HAS ELEVATOR

ho2bldgamen2

R2 HO4B NEW RES BLDG STAIR LIFT GLIDE

ho2bldgamen3

R2 HO4C NEW RES BLDG COMMN SPACE MEALS

ho2bldgamen4

R2 HO4D NEW RES BLDG SPACE SOCIAL EVENT

DISPLAY INSTRUCTIONS:

If at HO4a do not display brackets in question text.

If at HO4c and RE2 = 1 (single floor),
do not display brackets in question text.

Otherwise, display brackets.

Use "Same Question Stem" display

QUESTION TEXT:

{[]Does the building that {you live/SP lives} in have{[]}

{variable text [a-d]}

RESPONSE [1] a. an elevator?

RESPONSE [2] b. a stair lift or stair glide?

RESPONSE [3] c. common or shared spaces that are used for meals?

RESPONSE [4] d. common or shared spaces that can be used for socializing?

CODES

1	YES
2	NO
	REFUSED
	DON'T KNOW

PROGRAMMER INSTRUCTIONS:

Array the responses and Variable text columns in the panel.

Display 'variable text' in the a-d sequence until all rows have been displayed.

BOX HO5

BOX HO5

NOT ON FILE

If STRUCTURE flag = 2 (multi-unit) or LAST INT RE1 = 3 (mobile home) or CURRENT INT RE1 = 3 (mobile home), go to HO10PRE.

Otherwise, go to HO5.

HO5

ho2levelsflr

R2 HO5 NUMBR OF LEVELS OR FLOORS

QUESTION TEXT:

How many levels or floors are in {your/SP's} home, including a basement if {you have/{he/she} has} one?

CODES

1	1	HO10PRE
2	2	
3	3	
4	4+	
	REFUSED	
	DON'T KNOW	

PROGRAMMER INSTRUCTIONS:

If HO5 = 1 (living space on one floor), set ONE FLOOR flag = 1

HO8

ho2homeamen1

R2 HO8A BED KITCHN BATH SAME FLR

ho2homeamen2

R2 HO8B HOME HAS ELEVATOR

ho2homeamen3

R2 HO8C HOME HAS STAIR LFT GLIDE

DISPLAY INSTRUCTIONS:

If at HO8a, do not display brackets in question text. Otherwise, display brackets.

Use "Same Question Stem" display

QUESTION TEXT:

{[]}Whether or not {you use/SP uses} it, does {your/SP's} home have{[]}

{variable text [a-c]}

RESPONSE [1] a. a bedroom, kitchen, and full bathroom with a shower or tub on the same floor?

RESPONSE [2] b. an elevator?

RESPONSE [3] c. a stair lift or stair glide?

CODES

1	YES
2	NO
	REFUSED
	DON'T KNOW

PROGRAMMER INSTRUCTIONS:

Array the responses and Variable text columns in the panel.
Display 'variable text' in the a-d sequence until all rows have been displayed.

HO10PRE**HO10PRE**

NOT ON FILE

DISPLAY INSTRUCTIONS:

If HOTYPE flag = 1 (HOME), display "home".
Else if HOTYPE flag = 2 (APARTMENT), display "apartment".
Else if HOTYPE flag = 3 (ROOM), display "room".
Else if HOTYPE flag = 4 (UNIT), display "unit".
Else if HOTYPE flag = 5 (SUITE), display "suite".
Else if HOTYPE flag = 6 (OTHER), display "TEXT ENTERED AT HT10A (OTHER)".

QUESTION TEXT:

Now, I'd like to ask you some questions about the inside of {your/SP's}
{home/apartment/unit/suite/room/other}.

PRESS 1 AND ENTER TO CONTINUE

BOX HO10**BOX HO10**

NOT ON FILE

If NEW RESIDENCE flag = 1 and FACILITY flag = 1, go to HO10.
Otherwise, go to HO11.

HO10**ho2bathprivt**

R2 HO10 NEW FAC RES PRIV BATH

DISPLAY INSTRUCTIONS:

If HOTYPE flag = 2 (APARTMENT), display "apartment".
Else if HOTYPE flag = 3 (ROOM), display "room".
Else if HOTYPE flag = 4 (UNIT), display "unit".
Else if HOTYPE flag = 5 (SUITE), display "suite".
Else if HOTYPE flag = 6 (OTHER), display "TEXT ENTERED AT HT10A (OTHER)".

QUESTION TEXT:

Does {your/SP's} {apartment/unit/suite/room/other} have a private bathroom with a shower or tub?

CODES

1	YES
2	NO
	REFUSED
	DON'T KNOW

HO11**ho2bathamen1**

R2 HO11A BATH HAS BATHTUB

ho2bathamen2

R2 HO11B BATH HAS SHOWER STALL

ho2bathamen3

R2 HO11C BATH GRAB BAR IN SHOWER

ho2bathamen4

ho2bathamen5

R2 HO11D BATH SEAT FR SHOWER TUB

ho2bathamen6

R2 HO11E BATH RAISED TOILET SEAT

ho2bathamen7

R2 HO11F BATH GRAB BARS TOILET

R2 HO11G BATH MED EMERGENCY SYSTM

DISPLAY INSTRUCTIONS:

If FACILITY flag = 1, and HO10= 1 (private shower or tub), display “the bathroom in {your /his/her} {apartment/unit/suite/room/other} have”

If FACILITY flag = 1, and HO10=2 (no private shower or tub), display “{your/his/her} bathroom have”

Otherwise display “{your/{his/her}} home”

Use “Same Question Stem” display

If at HO11a, do not display question text in brackets.
Otherwise, display question text in brackets.

For HO11b:

If HO11a = 1 (yes), display “separate from the tub”.

Otherwise, use null display.

For HO11c and HO11d:

If HO11a=2 and HO11b=2 then display “PLEASE CONFIRM: {SP} HAS NO ACCESS TO A BATHTUB AND NO ACCESS TO A SHOWER” before displaying HO11e.

If HO11a= 2 (no bathtub) and HO11b = 1 (yes, shower stall), display “shower”

If HO11a = 1 (yes, bathtub) and HO11b = 2 (no shower stall), display “tub area”

If HO11a = 1 (yes, bathtub) and HO11b = 1(yes, shower stall), display “shower or tub area”

QUESTION TEXT:

{[Whether or not {you use/SP uses} it, does {the bathroom in {your /{his/her}} {apartment/unit/suite/room/other}/{your/{his/her}} bathroom/{your/{his/her}} home } have{]}

{variable text [a-g]}

RESPONSE [1] a. a bathtub?

RESPONSE [2] b. a shower stall {separate from the tub}?

RESPONSE [3] c. a grab bar in the {shower/tub area/shower or tub area}?

IF NEEDED: A grab bar is designed to help you steady yourself. It may be attached to the wall or built into the shower or tub. Do not include towel racks.

RESPONSE [4] d. a seat for the {shower/tub/shower or tub}?

IF NEEDED: This includes a chair, stool, or bench used in the shower or bathtub. Some seats are placed in the shower or tub, others are built in.

RESPONSE [5] e. a raised toilet or raised toilet seat?

RESPONSE [6] f. grab bars around the toilet?

RESPONSE [7] g. a medical emergency system to call someone for help?

CODES

1	YES
2	NO

REFUSED
DON'T KNOW

PROGRAMMER INSTRUCTIONS:

Array the responses and Variable text columns in the panel.
Display 'variable text' in the a-f sequence until all rows have been displayed.

If HO11a=2 (no) and HO11b=2 (no) then set BATHGRABBAR flag=2, set BATHSEAT flag=2, and skip to HO11e.

If FACILITY flag = 1, go to HO12 after HO11f.
Otherwise, display [RESPONSE 7] and variable text {g}

If HO11c=1 (yes), set BATHGRABBAR flag = 1 (yes)
If HO11d=1 (yes), set BATHSEAT flag = 1 (yes)
If HO11e=1 (yes), set RAISED TOILET flag = 1 (yes)
If HO11f=1 (yes), set TOILETGRABBAR flag = 1 (yes)

BOX HO12

BOX HO12

NOT ON FILE

If NEW RESIDENCE flag = 1 and FACILITY FLAG = 1 (YES), GO TO HO12.
ELSE GO TO HO14.

HO12

ho2kitchnprv

R2 HO12 NEW FAC RES PRIV KITCHEN

QUESTION TEXT:

Does {your/SP's} {apartment/room/unit/suite/other} have a private kitchen or private kitchen area?

IF NEEDED: A private kitchen area is a place in your home where you can store food and prepare simple meals or snacks.

CODES

1	YES	HO14
2	NO	
	REFUSED	
	DON'T KNOW	

HO13

ho2kitchncom

R2 HO13 NEW FAC RES COMMON KITCHEN

QUESTION TEXT:

Is there a kitchen area in the building where people who live {here/where SP lives} can store food or prepare simple meals or snacks?

CODES

1	YES	SECTION EM
2	NO	SECTION EM
	REFUSED	SECTION EM
	DON'T KNOW	SECTION EM

HO14**ho2microwave****R2 HO14 USE OF MICROWAVE****QUESTION TEXT:**

(Whether or not {you use/SP uses} it,) does {your/SP's} kitchen have a working microwave?

CODES

1	YES	
2	NO	
	REFUSED	PE8
	DON'T KNOW	

PROGRAMMER INSTRUCTIONS:

Go to Section EM – Environment Modifications.

Derived Variables From Items in HO Section

ho2dbldg1	R2 D BLDG HAS ELEVATOR
ho2dbldg2	R2 D BLDG HAS STAIR LIFT GLIDE
ho2dbldg3	R2 D BLDG HAS COMMN SPACE MEALS
ho2dbldg4	R2 D BLDG HAS SPACE SOCIAL EVENT
ho2dbathprvt	R2 D FAC HAS PRIVATE BATH
ho2dkitchnpr	R2 D FAC HAS PRIV KITCHEN
ho2dkitchnco	R2 D FAC HAS COMMON KITCHEN

Flag Variables Set in HO Section

fl2onefloor	R2 F HO SP LIVES ON ONE FLOOR
fl2bathgrbbr	R2 F HO SPS BATH HAS GRAB BARS
fl2bathseat	R2 F HO SPS BATH HAS SEAT
fl2raisedtlit	R2 F HO SP HAS RAISED TOILET
fl2tlitgrbbr	R2 F HO SP TOILET HAS GRAB BARS

NHATS Round 2

Section EM [ENVIRONMENTAL MODIFICATIONS]

Sequence: 10

BOX EM1

BOX EM1

NOT ON FILE

If NEW RESIDENCE flag <>1, go to BOX EM2.

Else if (HO2 <> 1 (COMMON OR SHARED ENTRANCE) and HO3=1 (YES, RAMP)) or HO8b=1 (YES, ELEVATOR) or HO8c=1 (YES, STAIRLIFT) or HO11c=1 (YES, SHOWER GRABBAR) or HO11d=1 (YES, SHOWER SEAT) or HO11e=1 (YES, RAISED TOILET SEAT) or HO11f=1 (YES, TOILET GRABBAR), go to EM1.

Otherwise, go to EM4.

EM1

em2dmodhere1

R2 D EM1 NEW RES ALL ITEMS HERE

DISPLAY INSTRUCTIONS:

If HO2<>1 (COMMON OR SHARED ENTRANCE) and HO3=1 (YES), display “a ramp”

If HO8b=1 (YES), display “an elevator”

If HO8c=1 (YES), display “a stair lift or stair glide”

If HO11c=1 (YES), display “a grab bar in the shower or tub area”

If HO11d=1 (YES), display “a seat for the shower or tub”

If HO11e=1 (YES), display “a raised toilet or raised toilet seat”

If HO11f=1 (YES), display “grab bars around the toilet”

If only one item listed, display “Was this item” and “it”

Otherwise, display “Were all these items” and “any of them”

QUESTION TEXT:

You told me that {you have/SP has}:

{a ramp}

{an elevator}

{a stair lift or stair glide}

{a grab bar in the shower or tub area}

{a seat for the shower or tub}

{a raised toilet or raised toilet seat}

{grab bars around the toilet}

{Was this item/Were all these items} here when {you/{he/she}} moved in or did {you/{he/she}} add {it/any of them}?

CODES

1	ALL ITEMS HERE	EM4
2	ADDED ON EOR MORE ITEMS	
	REFUSED	EM4
	DON'T KNOW	EM4

BOX EM2**BOX EM2****NOT ON FILE**

If (HO2 <> 1 (COMMON OR SHARED ENTRANCE) and HO3 = 1 (YES, RAMP)) or HO8b = 1 (YES, ELEVATOR) or HO8c = 1 (YES, STAIRLIFT) or HO11c = 1 (YES, SHOWER GRABBAR) or HO11d = 1 (YES, SHOWER SEAT) or HO11e = 1 (YES, RAISED TOILET SEAT) or HO11f = 1 (YES, TOILET GRABBAR), go to EM2.

Otherwise, go to EM4.

EM2

em2addlstyr1	R2 EM2A RAMP ADDED IN LAST YR
em2addlstyr2	R2 EM2B ELEVATOR ADDED IN LST YR
em2addlstyr3	R2 EM2C STR LIFT ADDED IN LST YR
em2addlstyr4	R2 EM2D SHWR GRABBAR ADD LST YR
em2addlstyr5	R2 EM2E BATHSEAT ADDED IN LST YR
em2addlstyr6	R2 EM2F TOILETSEAT ADD IN LST YR
em2addlstyr7	R2 EM2G TOILET GRABGARS ADDED YR

DISPLAY INSTRUCTIONS:

Use "Same Question Stem" display

If at first question item, do not display question text in brackets.
Otherwise, display question text in brackets.

If NEW RESIDENCE flag = 1 (YES), display "We'd like to know {if this was/which of these were} added to {your/SP's} current home. Since {you/SP} moved here, did {you/he/she} add the"

Display "current" in underlined text.

If NEW RESIDENCE flag <>1, display "Since the last interview in {LAST INT MONTH AND YEAR}, did {you/SP} add the"

If only one item listed at EM1, display "if this was".
Otherwise, display "which of these were".

If HO2 <> 1 (COMMON OR SHARED ENTRANCE) and HO3=1 (YES), display RESPONSE [1] and variable text {a}

If HO8b=1 (YES), display RESPONSE [2] and variable text {b}

If HO8c=1 (YES), display RESPONSE [3] and variable text {c}

If HO11c=1 (YES), display RESPONSE [4] and variable text {d}

If HO11d=1 (YES), display RESPONSE [5] and variable text {e}

If HO11e=1 (YES), display RESPONSE [6] and variable text {f}

If HO11f=1 (YES), display RESPONSE [7] and variable text {g}

QUESTION TEXT:

{{{We'd like to know {if this was/which of these were} added to {your/SP's} current home. Since {you/SP} moved here, did {you/he/she} add the/Since the last interview in {LAST INT MONTH AND YEAR}, did {you/SP} add the}}}

```
{RESPONSE [1] a. ramp?}
{RESPONSE [2] b. elevator?}
{RESPONSE [3] c. stair lift or stair glide?}
{RESPONSE [4] d. grab bar in the shower or tub area?}
{RESPONSE [5] e. seat for the shower or tub?}
{RESPONSE [6] f. raised toilet or raised toilet seat?}
{RESPONSE [7] g. grab bars around the toilet?}
```

CODES

1	YES	EM4
2	NO	
	REFUSED	EM4
	DON'T KNOW	EM4

PROGRAMMER INSTRUCTIONS:

Array the responses and Variable text columns in the panel.
Display 'variable text' in the a-g sequence until all rows have been displayed.

BOX EM₃

BOX EM₃

NOT ON FILE

If EM2 a-g = 2 (NO), go to EM4.
Otherwise, go to EM3.

EM₃

em2payyufam1	R2 EM ₃ A SP PAID FOR RAMP
em2payyufam2	R2 EM ₃ B SP PAID FOR ELEVATOR
em2payyufam3	R2 EM ₃ C SP PAID STAIR LFT GLIDE
em2payyufam4	R2 EM ₃ D SP PAID SHOWER GRABBAR
em2payyufam5	R2 EM ₃ E SP PAID SHOWER SEAT
em2payyufam6	R2 EM ₃ F SP PAID RAISD TOILT SEAT
em2payyufam7	R2 EM ₃ G SP PAID TOILET GRABBARS

DISPLAY INSTRUCTIONS:

Use "Same Question Stem" display

If at first question item, do not display question text in brackets.

Otherwise, display question text in brackets.

If HO11e=1 (YES), display RESPONSE [6] and variable text {f}

If HO11f=1 (YES), display RESPONSE [7] and variable text {g}

If EM2a = 1 (YES), display RESPONSE [1] and variable text {a}

If EM2b=1 (YES), display RESPONSE [2] and variable text {b}

If EM2c=1 (YES), display RESPONSE [3] and variable text {c}

If EM2d=1 (YES), display RESPONSE [4] and variable text {d}

If EM2e=1 (YES), display RESPONSE [5] and variable text {e}

If EM2f=1 (YES), display RESPONSE [6] and variable text {f}

If EM2g=1 (YES), display RESPONSE [7] and variable text {g}

QUESTION TEXT:

{[]}Did {you/SP} or {your/{his/her}} family pay any of the cost of adding or getting the{[]}

{RESPONSE [1] a. ramp?}

{RESPONSE [2] b. elevator?}

{RESPONSE [3] c. stair lift or stair glide?}

{RESPONSE [4] d. grab bar in the shower or tub area?}

{RESPONSE [5] e. seat for the shower or tub?}

{RESPONSE [6] f. raised toilet or raised toilet seat?}

{RESPONSE [7] g. grab bars around the toilet?}

CODES

1	YES	EM4
2	NO	
	REFUSED	EM4
	DON'T KNOW	EM4

PROGRAMMER INSTRUCTIONS:

Array the responses and Variable text columns in the panel.

Display 'variable text' in the a-g sequence until all rows have been displayed.

EM4

em2paydevice1	R2 EM4A SP PAID FOR VISION AIDS
em2paydevice2	R2 EM4B SP PAID FOR HEARING AID
em2paydevice3	R2 EM4C SP PAID FOR CANE
em2paydevice4	R2 EM4D SP PAID FOR WALKER
em2paydevice5	R2 EM4E SP PAID FOR WHEELCHAIR
em2paydevice6	R2 EM4F SP PAID FOR SCOOTER
em2paydevice7	R2 EM4G SP PAID FOR GRABBER
em2paydevice8	R2 EM4H SP PD SPECIAL DRESS ITM
em2paydevice9	R2 EM4I SP PAID ADAPTED UTENSILS

DISPLAY INSTRUCTIONS:

Use "Same Question Stem" display

If at EM4a, do not display question text in brackets.

Otherwise, display question text in brackets.

Display "pay anything for" in bold underlined text.

QUESTION TEXT:

{[]}Here are a few other devices that help with daily activities. Whether or not {you use/SP uses} them now, since the last interview in {LAST INT MONTH AND YEAR}, did {you/{he/she}} or {your/{his/her}} family pay anything for the following items for {you/{him/her}}?{[]}

{variable text [a-i]}

RESPONSE [1] a. glasses or other vision aids such as a magnifying glass?
 RESPONSE [2] b. a hearing aid?
 RESPONSE [3] c. a cane?
 RESPONSE [4] d. a walker?
 RESPONSE [5] e. a wheelchair?
 RESPONSE [6] f. a scooter?
 RESPONSE [7] g. a reacher or grabber to pick up things more easily?
 RESPONSE [8] h. special items to help with dressing, such as button hooks or clothes that are designed to get on and off easily?
 RESPONSE [9] i. adapted utensils to help {you/SP} to eat or cut {your/{his/her}} food?

IF NEEDED: Adapted utensils include things like easy-to-grip silverware, knives that rock, and plates with high sides.

CODES

1 YES
 2 NO
 REFUSED
 DON'T KNOW

PROGRAMMER INSTRUCTIONS:

Array the responses and Variable text columns in the panel.
 Display 'variable text' in the a-i sequence until all rows have been displayed.

EM5

em2payaltgth

R2 EM5 PAY FOR THESE ALTOGETHER

DISPLAY INSTRUCTIONS:

If EM3a=1 (YES), display “ramp”
 If EM3b=1 (YES), display “elevator”
 If EM3c=1 (YES), display “stair lift or stair glide”
 If EM3d=1 (YES), display “grab bar in the shower or tub area”
 If EM3e=1 (YES), display “seat for the shower or tub”
 If EM3f=1 (YES), display “raised toilet or raised toilet seat”
 If EM3g=1 (YES), display “grab bars around the toilet”
 If EM4a=1 (YES), display “glasses or other vision aids”
 If EM4b=1 (YES), display “hearing aid”
 If EM4c=1 (YES), display “cane”
 If EM4d=1 (YES), display “walker”
 If EM4e=1 (YES), display “wheelchair”
 If EM4f=1 (YES), display “scooter”
 If EM4g=1 (YES), display “reacher or grabber”
 If EM4h=1 (YES), display “special items to help with dressing”
 If EM4i=1 (YES), display “adapted utensils”

If more than one item displayed, display commas between each one and display "and" before the last display text.

QUESTION TEXT:

{[]Here are a few other devices that help with daily activities. Whether or not {you use/SP uses} them now, since the last interview in {LAST INT MONTH AND YEAR}, did {you/{he/she}} or {your/{his/her}} family pay anything for the following items for {you/{him/her}}?[]}

{variable text [a-i]}

RESPONSE [1] a. glasses or other vision aids such as a magnifying glass?
 RESPONSE [2] b. a hearing aid?
 RESPONSE [3] c. a cane?

RESPONSE [4] d. a walker?
 RESPONSE [5] e. a wheelchair?
 RESPONSE [6] f. a scooter?
 RESPONSE [7] g. a reacher or grabber to pick up things more easily?
 RESPONSE [8] h. special items to help with dressing, such as button hooks or clothes that are designed to get on and off easily?
 RESPONSE [9] i. adapted utensils to help {you/SP} to eat or cut {your/{his/her}} food?

IF NEEDED: Adapted utensils include things like easy-to-grip silverware, knives that rock, and plates with high sides.

CODES

1	MORE THAN \$500	
3	LESS THAN \$500	EM7
	JUST ABOUT \$500	Section CM
	REFUSED	Section CM
	DON'T KNOW	Section CM

PROGRAMMER INSTRUCTIONS:

Array the responses and Variable text columns in the panel.
 Display 'variable text' in the a-i sequence until all rows have been displayed.

EM6

em2morls1000

R2 EM6 MORE LESS OR ABOUT \$1000

QUESTION TEXT:

Was it more than \$1000, less than \$1,000, or just about \$1,000?

CODES

1	MORE THAN \$1,000	Section CM
2	LESS THAN \$1,000	Section CM
3	JUST ABOUT \$1,000	Section CM
	REFUSED	Section CM
	DON'T KNOW	Section CM

EM7

em2morls100

R2 EM7 MORE LESS OR ABOUT \$100

QUESTION TEXT:

Was it more than \$100, less than \$1,00, or just about \$1,00?

CODES

1	LESS THAN \$100
2	JUST ABOUT \$100
3	REFUSED
	DON'T KNOW

PROGRAMMER INSTRUCTIONS:

Go to Section CM – Community.

National Study Round 2

Section CM [COMMUNITY]

Sequence: 11

CM1PRE

CM1PRE

NOT ON FILE

Now I'm going to read some statements about the community where {you live/SP lives}.

PRESS 1 AND ENTER TO CONTINUE

CM1

cm2knowwell

R2 CM2 PEOPL KNOW EACH OTHR WELL

DISPLAY INSTRUCTIONS:

Use "Same Question Stem" display.

Display CM1, 2, and 4 on the same screen.

QUESTION TEXT:

People in {this/SP's} community know each other very well. [Do you agree a lot, a little, or do you not agree?]

CODES

- | | |
|---|----------------|
| 1 | AGREE A LOT |
| 2 | AGREE A LITTLE |
| 3 | DO NOT AGREE |
| | REFUSED |
| | DON'T KNOW |
-

CM2

cm2willnghlp

R2 CM2 PEOPL WILLG HLP EACH OTHR

DISPLAY INSTRUCTIONS:

Use "Same Question Stem" display.

Display CM1, 2, and 4 on the same screen.

QUESTION TEXT:

People in {this/SP's} community are willing to help each other. [Do you agree a lot, a little, or do you not agree?]

CODES

- | | |
|---|----------------|
| 1 | AGREE A LOT |
| 2 | AGREE A LITTLE |
| 3 | DO NOT AGREE |
| | REFUSED |
| | DON'T KNOW |
-

CM4

cm2peoptrstd

R2 CM4 PEOPLE CAN BE TRUSTED

DISPLAY INSTRUCTIONS:

Use "Same Question Stem" display.

Display CM1, 2, and 4 on the same screen.

QUESTION TEXT:

People in {this/SP's} community can be trusted. [Do you agree a lot, a little, or do you not agree?]

CODES

- | | |
|---|----------------|
| 1 | AGREE A LOT |
| 2 | AGREE A LITTLE |
| 3 | DO NOT AGREE |
| | REFUSED |
| | DON'T KNOW |

PROGRAMMER INSTRUCTIONS:

GO TO SECFION TE – TECHNOLOGICAL ENVIRONMENT

NHATS Round 2

Section TE [TECHNOLOGICAL ENVIRONMENT]

Sequence: 12

TE1PRE

TE1PRE

NOT ON FILE

QUESTION TEXT:

Now I have a few questions about the phones and computers {you/SP} may have in {your/his/her} {home/apartment/room/unit/suite/other}.

PRESS 1 AND ENTER TO CONTINUE

TE1

te2cellphone

R2 TE1 WORKING CELL PHONE

QUESTION TEXT:

{Do you/Does SP} have a working cell phone?

IF NEEDED: A cell phone is a phone that you can use anywhere you go.

CODES

- | | |
|---|------------|
| 1 | YES |
| 2 | NO |
| | REFUSED |
| | DON'T KNOW |
-

TE3

te2othrphone

R2 TE3 ONE PHONE OTHER THAN CELL

QUESTION TEXT:

Is there at least one working telephone in {your/SP's} {home/apartment/room/unit/suite/other} that is not a cell phone?

CODES

- | | |
|---|------------|
| 1 | YES |
| 2 | NO |
| | REFUSED |
| | DON'T KNOW |
-

TE6

te2computer

R2 TE6 HAS A WORKING COMPUTER

QUESTION TEXT:

{Do you/Does SP} have a working computer in {your/his/her} {home/apartment/room/unit/suite/other}?

IF NEEDED: Please include desktops and laptop computers only, not cell phones that go on the Internet or online.

CODES

- | | | |
|---|-----------------------------------------|---------|
| 1 | YES | TE9 |
| 2 | NO | |
| 7 | YES, DOESN'T KNOW HOW TO USE A COMPUTER | BOX TE9 |
| | REFUSED | |
| | DON'T KNOW | |
-

TE8**te2compoth**

R2 TE8 USED COMPUTER ANYWHRE ELS

DISPLAY INSTRUCTIONS:

If STRUCTURE flag = 2 (multi-unit), display "in {your/his/her} building,".

QUESTION TEXT:

In the last month, {have you/has SP} used a computer anywhere else?

IF NEEDED: Other places include {in {your/his/her} building,} at a library, or at a friend or family member's home.

CODES

- | | |
|---|------------|
| 1 | YES |
| 2 | NO |
| | REFUSED |
| | DON'T KNOW |

BOX TE9**BOX TE9**

NOT ON FILE

QUESTION TEXT:

If TE1 = 2 (NO CELL PHONE) and TE6 = 2 (NO COMPUTER) and TE8 = 2 (NO COMPUTER USE ELSEWHERE), go to Section MD – Mobility Devices.

If TE1 = 2 (NO CELL PHONE) and TE6 = 7 (DOESN'T KNOW HOW TO USE COMPUTER), go to Section MD – Mobility Devices.

Otherwise, go to TE9.

TE9**te2emailtext**

R2 TE9 EMAIL OR TEXTING

QUESTION TEXT:

In the last month, {have you/has SP} ever sent messages by email or texting?

IF NEEDED: Texting is like email but usually done on a phone.

CODES

- | | | |
|---|------------|------|
| 1 | YES | |
| 2 | NO | TE11 |
| | REFUSED | TE11 |
| | DON'T KNOW | TE11 |

TE10**te2oftnemail**

R2 TE10 EMAIL OR TEXTING OFTEN

QUESTION TEXT:

In the last month, how often did {you/SP} send messages by email or texting? Would you say most days, some days or rarely?

CODES

- | | |
|---|------------|
| 1 | MOST DAYS |
| 2 | SOME DAYS |
| 3 | RARELY |
| | REFUSED |
| | DON'T KNOW |
-

TE11**te2online**

R2 TE11 ONLINE COMPUTER USE

DISPLAY INSTRUCTIONS:

If TE9 = 1 (YES), display “Besides email or texting,” and “other”.

QUESTION TEXT:

In the last month, {besides email or texting, }{have you/has SP} ever gone on the Internet or online for any {other} reason?

CODES

1	YES	
2	NO	SECTION MD
	REFUSED	SECTION MD
	DON'T KNOW	SECTION MD

TE12**te2shoponli1**

R2 TE12A INTERNET SHOP GROCERY

te2shoponli2

R2 TE12B INTERNET BANKING

te2shoponli3

R2 TE12C INTERNET ORDR REFL RX

DISPLAY INSTRUCTIONS:

Use "Same Question Stem" display

If at TE12a, do not display question text in brackets.

Otherwise, display question text in brackets

QUESTION TEXT:

{{}}In the last month, {have you/has SP} gone on the Internet or online to{{}}

{variable text [a-c]}

RESPONSE [1] a. shop for groceries or personal items?

IF NEEDED: By personal items, we mean things like toiletries that you can buy at the grocery or drug store?

RESPONSE [2] b. pay bills or do banking? RESPONSE [3] c. order or refill prescriptions?

CODES

1	YES
2	NO
	REFUSED
	DON'T KNOW

PROGRAMMER INSTRUCTIONS:

Array the responses and variable text columns in the panel.

Display ‘variable text’ in the a-c sequence until all rows have been displayed

TE13**te2intrntmd1**

R2 TE13A INTERNET MEDICAL PROVDR

te2intrntmd2

R2 TE13B INTERNET INSURANCE INFO

te2intrntmd3

R2 TE13C INTERNET HEALTH CONDS

DISPLAY INSTRUCTIONS:

Use "Same Question Stem" display

Display “year” in underlined text.

If at TE13a, do not display question text in brackets. Otherwise, display question text in brackets

QUESTION TEXT:

{[] In the last year, {have you/has SP} gone on the Internet or online to {}

{variable text [a-c]}

RESPONSE [1] a. contact any of {your/his/her} medical providers?

IF NEEDED: This includes making or changing medical appointments, getting test results, requesting referrals or prescriptions, or to get advice.

RESPONSE [2] b. handle Medicare or other health insurance matters?

IF NEEDED: This includes going to Medicare's website or another insurer's website to find out what is covered, compare plans or providers, find out about bills, or file a claim.

RESPONSE [3] c. get information about {your/his/her} health conditions?

CODES

- | | |
|---|------------|
| 1 | YES |
| 2 | NO |
| | REFUSED |
| | DON'T KNOW |

PROGRAMMER INSTRUCTIONS:

Array the responses and variable text columns in the panel.

Display 'variable text' in the a-c sequence until all rows have been displayed

GO TO SECTION MD – Mobility Devices

NHATS Round 2

Section MD [MOBILITY DEVICES]

Sequence: 13

BOX MD1PRE

BOX MD1PRE

NOT ON FILE

If DECEASED flag = 1 (YES) and NOTMOBILE flag = 1 (YES), go to Section SC - Self Care Activities.
Otherwise, go to MD1PRE.

MD1PRE

MD1PRE

NOT ON FILE

DISPLAY INSTRUCTIONS:

If DECEASED flag = 1 (YES), display "SP may have used".
Otherwise, display "you use/SP uses".

QUESTION TEXT:

The next questions are about items that {you use/SP uses} {SP may have used} to help {you/him/her} get around more easily, safely, or on {your/his/her} own.

PRESS 1 AND ENTER TO CONTINUE

MD1

md2cane

R2 MD1 USED CANE WALKER WHLCHAIR

DISPLAY INSTRUCTIONS:

If DECEASED flag = 1 (YES), display "of {his/her} life, did {SP} use". Otherwise, display ", have you/has {SP} used".

QUESTION TEXT:

In the last month {of {his/her} life, did {SP} use/, {have you/has {SP} used} a cane, walker, wheelchair, or scooter, yes or no?

PRESS F1 FOR HELP SCREEN

CODES

1	YES
2	NO
	REFUSED
	DON'T KNOW

BOX MD2

BOX MD2

NOT ON FILE

If DECEASED flag = 1 (YES), and MD1 = 2 (NO), DK, or RF, go to Section CP - Cognition (Proxy). Else if MD1 = 2 (NO), DK, or RF, go to Section SS - Sensory Impairments and Symptoms.
Otherwise, go to MD2.

MD2

md2cane

R2 MD2 USED A CANE

DISPLAY INSTRUCTIONS:

If DECEASED flag = 1 (YES), display "of {his/her} life".

QUESTION TEXT:

In the last month {of {his/her} life}, which did {you/SP} use?
a cane?

CODES

- | | |
|---|------------|
| 1 | YES |
| 2 | NO |
| | REFUSED |
| | DON'T KNOW |

PROGRAMMER INSTRUCTIONS:

If 1 is selected, set CANE flag = 1 (yes).

MD3

md2walker

R2 MD3 USED A WALKER

DISPLAY INSTRUCTIONS:

If DECEASED flag = 1 (YES), display "of {his/her} life".

QUESTION TEXT:

In the last month {of {his/her} life}, which did {you/SP} use?
a walker?

IF NEEDED: This includes standard walkers without wheels, rolling and wheeled walkers, and rollators.

CODES

- | | |
|---|------------|
| 1 | YES |
| 2 | NO |
| | REFUSED |
| | DON'T KNOW |

PROGRAMMER INSTRUCTIONS:

If 1 is selected, set WALKER flag = 1 (yes).

MD4

md2wheelchar

R2 MD4 USED A WHEELCHAIR

DISPLAY INSTRUCTIONS:

If DECEASED flag = 1 (YES), display "of {his/her} life".

QUESTION TEXT:

In the last month {of {his/her} life}, which did {you/SP} use?
a walker?

IF NEEDED: This includes standard walkers without wheels, rolling and wheeled walkers, and rollators.

CODES

- | | |
|---|------------|
| 1 | YES |
| 2 | NO |
| | REFUSED |
| | DON'T KNOW |

PROGRAMMER INSTRUCTIONS:

If 1 is selected, set WHEELCHAIR flag = 1 (yes).

BOX MD4A**BOX MD4A**

NOT ON FILE

If DECEASED flag = 1 (YES), go to MD5.
Else if MD4 = 1 (YES), go to MD4a.
Otherwise, go to MD5.

MD4A**md2wheelcrspc**

R2 MD4A WHEELCHAIR IN LIVNG SPACE

DISPLAY INSTRUCTIONS:

Display image of wheelchair.

QUESTION TEXT:

{Do you/does SP} have that wheelchair with {you/him/her} where {you live/SP lives}?

IF NEEDED: This includes manual, power, electric, or motorized wheelchairs.

CODES

- | | |
|---|------------|
| 1 | YES |
| 2 | NO |
| | REFUSED |
| | DON'T KNOW |

PROGRAMMER INSTRUCTIONS:

If 1 is selected, set WHEELCHAIR HOME flag = 1 (yes).

MD5**md2scooter**

R2 MD5 USE A SCOOTER

DISPLAY INSTRUCTIONS:

Display image of scooter.

If DECEASED flag = 1 (YES), display "of {his/her} life".

QUESTION TEXT:

SHOW CARD MD2

[In the last month {of {his/her} life}, did {you/SP} use]

a scooter?

IF NEEDED: This includes electric or power scooters that are used for travel.

CODES

- | | |
|---|------------|
| 1 | YES |
| 2 | NO |
| | REFUSED |
| | DON'T KNOW |

PROGRAMMER INSTRUCTIONS:

If 1 is selected, set SCOOTER flag = 1 (yes)

If MD1 = 1 (used device in last month) and MD2 = 2 (didn't use cane) and MD3 = 2 (didn't use walker) and MD4 = 2 (didn't use wheelchair) and MD5 = 2 (didn't use scooter), display error message #7.

If DECEASED flag = 1 (YES), go to Section CP - Cognition (Proxy).
 Else if MD5 = 1, go to MD5a.
 Otherwise, go to Section SS - Sensory Impairments and Symptoms.

MD5A**md2scterinsp****R2 MD5A SCOOTER IN LIVING SPACE****DISPLAY INSTRUCTIONS:**

Display image of scooter.

QUESTION TEXT:

{Do you/Does SP} have that (power) scooter with {you/him/her} where {you live/he lives/she lives}?

CODES

1	YES	Section SS
2	NO	Section SS
	REFUSED	Section SS
	DON'T KNOW	Section SS

PROGRAMMER INSTRUCTIONS:

If 1 is selected, set SCOOTERHOME flag = 1 (yes)

Flag Variables Set in MD Section

fl2cane	R2 F MD SP USES CANE
fl2walker	R2 F MD SP USES WALKER
fl2wheelchr	R2 F MD SP USES WHEELCHAIR
fl2whlchrhom	R2 F MD SP HAS WHEELCHR AT HOME
fl2scooter	R2 F MD SP USES SCOOTER
fl2scooterho	R2 F MD SP USES SCOOTER AT HOME

NHATS Round 2

Section SS [SENSORY IMPAIRMENTS AND SYMPTOMS]

Sequence: 14

BOX SS3PRE

BOX SS3PRE

NOT ON FILE

If LAST INT DEAF flag = 1 (YES), go to BOX SS4.
Otherwise, go to SS3PRE.

SS3PRE

SS3PRE

NOT ON FILE

QUESTION TEXT:

Now let's talk about how well {you hear/SP hears}.

PRESS 1 AND ENTER TO CONTINUE

SS3

ss2heringaid

R2 SS3 HEARING AID USED

DISPLAY INSTRUCTIONS:

DISPLAY QUESTION TEXT "In the last month" AS BOLD UNDERLINED TEXT

QUESTION TEXT:

In the last month, {have you/has {he/she}} used a hearing aid or other hearing device?

CODES

1	YES	SS4A
2	NO	SS4A
7	DEAF	
	REFUSED	SS4A
	DON'T KNOW	SS4A

BOX SS4

BOX SS4

NOT ON FILE

If LAST INT DEAF flag = 1 (YES) or CURRENT INT SS3 = 7 (DEAF), set CURRENT INT DEAF flag = 1 (YES) and go to BOX SS7PRE.

Otherwise, go to SS4a.

SS4A

ss2hearphone

R2 SS4A SP CAN USE TELEPHONE

DISPLAY INSTRUCTIONS:

IF SS3=1 (YES, HEARING AID) DISPLAY "When {you use/SP uses} a hearing aid, {do you/does {he/she}}..."

ELSE DISPLAY "{Do you/Does SP}..."

FOR ITEMS SS4a, SS4b, SS4c USE "SAME QUESTION STEM" DISPLAY

QUESTION TEXT:

{When {you use/SP uses} a hearing aid, {do you/does {he/she}}/{Do you/Does SP}} hear well enough to use the telephone?

CODES

1	YES	SS4A
2	NO	SS4A

REFUSED
DON'T KNOW

SS4A
SS4A

SS4B**ss2convwradi**

R2 SS4B CONVERSATION WITH TV RADIO

DISPLAY INSTRUCTIONS:

IF SS3=1 (YES, HEARING AID) DISPLAY "When {you use/SP uses} a hearing aid, {do you/does {he/she}}..."

ELSE DISPLAY "{Do you/Does SP}..."

FOR ITEMS SS4a, SS4b, SS4c USE "SAME QUESTION STEM" DISPLAY

QUESTION TEXT:

{When {you use/SP uses} a hearing aid, {do you/does {he/she}}/{Do you/Does SP}} hear well enough to carry on a conversation in a room with a radio or TV playing?

CODES

1	YES	BOX SS7PRE
2	NO	
	REFUSED	
	DON'T KNOW	

SS4C**ss2convquiet**

R2 SS4C CONVERSATION IN QUIET ROOM

DISPLAY INSTRUCTIONS:

IF SS3=1 (YES, HEARING AID) DISPLAY "When {you use/SP uses} a hearing aid, {do you/does {he/she}}..."

ELSE DISPLAY "{Do you/Does SP}..."

FOR ITEMS SS4a, SS4b, SS4c USE "SAME QUESTION STEM" DISPLAY

QUESTION TEXT:

{When {you use/SP uses} a hearing aid, {do you/does {he/she}}/{Do you/Does SP}} hear well enough to carry on a conversation in a quiet room?

CODES

1	YES
2	NO
	REFUSED
	DON'T KNOW

BOX SS7PRE**BOX SS7PRE**

NOT ON FILE

Now I have a few questions about how well {you/SP} can see.

PRESS 1 AND ENTER TO CONTINUE

SS7**ss2glasseswr**

R2 SS7 WEARS GLASSES CONTACTS

DISPLAY INSTRUCTIONS:

DISPLAY QUESTION TEXT "at a distance" IN BOLD UNDERLINE TEXT

QUESTION TEXT:

{Do you/Does SP} wear glasses or contacts to help {you/him/her} see things at a distance?

CODES

1	YES	SS8A
2	NO	SS8A
7	BLIND	
	REFUSED	SS8A
	DON'T KNOW	SS8A

BOX SS8**BOX SS8****NOT ON FILE**

If LAST INT BLIND flag = 1 (YES), or CURRENT INT SS7 = 7 (BLIND), set CURRENT INT BLIND flag = 1 (YES) and go to SS13PRE.

Otherwise, go to SS8a.

SS8A**ss2seewellst****R2 SS8B SEES ACROSS THE STREET****DISPLAY INSTRUCTIONS:**

IF SS7=1 (GLASSES/CONTACTS FOR DISTANCE) THEN DISPLAY "When {you use/SP uses} glasses or contacts, {do you/does {he/she}}..." "

ELSE DISPLAY "{Do you/Does SP}..." "

FOR ITEMS SS8a AND SS8b, USE "SAME QUESTION STEM" DISPLAY

QUESTION TEXT:

{When {you use/SP uses} glasses or contacts, {do you/does {he/she}}/{Do you/Does SP}} see well enough to recognize someone across the street?

CODES

1	YES	Ss10
2	NO	
	REFUSED	
	DON'T KNOW	

SS8B**ss2seestvgls****R2 SS8B TV ACROSS ROOM W GLASSES****DISPLAY INSTRUCTIONS:**

IF SS7=1 (GLASSES/CONTACTS FOR DISTANCE) THEN DISPLAY "When {you use/SP uses} glasses or contacts, {do you/does {he/she}}..." "

ELSE DISPLAY "{Do you/Does SP}..." "

FOR ITEMS SS8a AND SS8b, USE "SAME QUESTION STEM" DISPLAY

QUESTION TEXT:

{When {you use/SP uses} glasses or contacts, {do you/does {he/she}}/{Do you/Does SP}} see well enough to watch television across the room?

CODES

1	YES	
2	NO	
	REFUSED	
	DON'T KNOW	

SS10**ss2glasscls**

R2 SS10 WEAR GLS CONTCS SEE CLOS

DISPLAY INSTRUCTIONS:

DISPLAY QUESTION TEXT "close up" AS BOLD UNDERLINED TEXT

QUESTION TEXT:

{Do you/Does SP} wear glasses or contacts to help {you/him/her} see things close up?

CODES

- | | |
|---|------------|
| 1 | YES |
| 2 | NO |
| | REFUSED |
| | DON'T KNOW |

SS11**ss2othvisaid**

R2 SS11 USED OTHER VISION AIDS

QUESTION TEXT:

In the last month, did {you/SP} use other vision aids such as a magnifying glass to help {you/him/her} see things close up?

IF NEEDED: Vision aids include things like a magnifying glass, large-print books, and other tools to help people with vision impairments.

CODES

- | | |
|---|------------|
| 1 | YES |
| 2 | NO |
| | REFUSED |
| | DON'T KNOW |

SS12**ss2glrednewp**

R2 SS12 CAN READ NEWSPAPER PRINT

DISPLAY INSTRUCTIONS:

IF SS10 =1 (GLASSES OR CONTACTS FOR CLOSE UP)) AND SS11=1 (VISION AID) DISPLAY "When {you use/SP uses} glasses or contacts and vision aids", and "do you/does {he/she}"

ELSE IF SS10=1 (GLASSES OR CONTACTS FOR CLOSE UP) AND SS11 NE 1 DISPLAY "When {you use/SP uses} glasses or contacts", and "do you/does {he/she}"

ELSE IF SS11=1 (VISION AID) DISPLAY "When {you use/SP uses} vision aids", and "do you/does {he/she}"

ELSE DISPLAY "{Do you/Does SP}"

QUESTION TEXT:

{When {you use/SP uses} glasses or contacts/When {you use/SP uses} vision aids/When {you use/SP uses} glasses or contacts and vision aids}, {{do you/does {he/she}}} /{Do you/Does SP}} see well enough to read newspaper print?

CODES

- | | |
|---|------------|
| 1 | YES |
| 2 | NO |
| | REFUSED |
| | DON'T KNOW |

SS13PRE**SS13PRE**

NOT ON FILE

QUESTIONS TEXT:

Now I have some questions about health related problems that {you/SP} may have had in the last month.

PRESS 1 AND ENTER TO CONTINUE

SS13

ss2probchswl

R2 SS13 PROBLEMS CHEW OR SWALLOW

DISPLAY INSTRUCTIONS:

DISPLAY QUESTION TEXT "in the last month" AS BOLD UNDERLINED TEXT

QUESTION TEXT:

In the last month, did {you/SP} have problems with chewing or swallowing that caused difficulty when {you/he/she} ate?

CODES

- | | |
|---|------------|
| 1 | YES |
| 2 | NO |
| | REFUSED |
| | DON'T KNOW |

SS14

ss2probspeak

R2 SS14 PROBLEMS SPEAKING

DISPLAY INSTRUCTIONS:

DISPLAY QUESTION TEXT "in the last month" AS BOLD UNDERLINED TEXT

QUESTION TEXT:

In the last month because of {your/SP's} health, did {you/he/she} have any problems in speaking or in making {yourself/herself/himself} understood when {you talk/he talks/she talks}?

CODES

- | | |
|---|------------|
| 1 | YES |
| 2 | NO |
| | REFUSED |
| | DON'T KNOW |

SS15

ss2painbothr

R2 SS15 BOTHERED BY PAIN

DISPLAY INSTRUCTIONS:

DISPLAY QUESTION TEXT "in the last month" AS BOLD UNDERLINED TEXT

QUESTION TEXT:

In the last month, {have you/has {he/she}} been bothered by pain?

CODES

- | | | |
|---|------------|-------|
| 1 | YES | |
| 2 | NO | SS18A |
| | REFUSED | SS19 |
| | DON'T KNOW | SS19 |

SS17

ss2painlimts

R2 SS17 PAIN EVER LIMITS ACTIVIT

DISPLAY INSTRUCTIONS:

DISPLAY QUESTION TEXT "in the last month" AS BOLD UNDERLINED TEXT

QUESTION TEXT:

In the last month, has pain ever limited {your/SP's} activities?

CODES

- | | |
|---|------------|
| 1 | YES |
| 2 | NO |
| | REFUSED |
| | DON'T KNOW |

SS18A**ss2painmedof**

R2 SS18A LST MNTH OFTEN PAIN MED

QUESTION TEXT:

SHOWCARD SS1

In the last month, how often did {you/SP} take medication for pain? Would you say every day, most days, some days, rarely or never?

IF NEEDED: Include medications {you/{he/she}} took to treat or prevent pain.

CODES

- | | |
|---|------------------------------|
| 1 | EVERY DAY (7 DAYS A WEEK) |
| 2 | MOST DAY S(5-6 DAYS A WEEK) |
| 3 | SOME DAY S(2-4 DAYS A WEEK) |
| 4 | RARELY (ONCE A WEEK OR LESS) |
| 5 | NEVER |
| | REFUSED |
| | DON'T KNOW |

BOX SS18B**BOX SS18B**

NOT ON FILE

If SS15=1 (PAIN) or SS18A=1 (PAIN MEDS EVERY DAY), 2 (PAIN MEDS MOST DAYS), 3 (PAIN MEDS SOME DAYS), or 4 (PAIN MEDS RARELY), go to SS18B
Otherwise, go to SS19

SS18B**ss2painwhe1**

R2 SS18B BACK PAIN IN LAST MNTH

ss2painwhe2

R2 SS18B HIP PAIN IN LAST MONTH

ss2painwhe3

R2 SS18B KNEE PAIN INLAST MNTH

ss2painwhe4

R2 SS18B FOOT PAIN IN LAST MNTH

ss2painwhe5

R2 SS18B HAND PAIN IN LAST MNTH

ss2painwhe6

42 SS18B WRIST PAIN IN LAST MNTH

ss2painwhe7

R2 SS18B SHOULDR PAIN LAST MNTH

ss2painwhe8

R2 SS18B HEAD PAIN IN LAST MNTH

ss2painwhe9

R2 SS18B NECK PAIN IN LAST MNTH

ss2painwhe10

R2 SS18B ARM PAIN IN LAST MNTH

ss2painwhe11

R2 SS18B LEG PAIN IN LAST MNTH

ss2painwhe12

R2 SS18B STOMACH PAIN LAST MNTH

QUESTION TEXT:

SHOW CARD SS2

Please look at this card and tell me where {you have/SP has} had pain in the last month.

IF NEEDED: Include places for which {you/{he/she}} took medications to treat or prevent pain.

SELECT ALL THAT APPLY

CODES

1	BACK	SS19
2	HIPS	SS19
3	KNEES	SS19
4	FEET	SS19
5	HANDS	SS19
6	WRISTS	SS19
7	SHOULDERS	SS19
8	HEAD	SS19
9	NECK	SS19
10	ARMS	SS19
11	LEGS	SS19
12	STOMACH	SS19
91	OTHER PLACES (SPECIFY)	

SS18C

SS18C

NOT ON FILE

QUESTION TEXT:

SPECIFY OTHER PLACES SP HAD PAIN

ENTER TEXT

Length

50

SS19

ss2probbreat

R2 SS19 BREATHING PROBLEMS

QUESTION TEXT:

In the last month, did {you/SP} have any breathing problems, including shortness of breath or difficulty breathing?

CODES

1	YES	
2	NO	SS21
	REFUSED	SS21
	DON'T KNOW	SS21

SS20

ss2prbbrlimt

R2 SS20 BREATH PROBLS LIMT ACTIV

QUESTION TEXT:

In the last month, did {your/SP's} breathing problems ever limit {your/his/her} activities?

CODES

1	YES
---	-----

2 NO
REFUSED
DON'T KNOW

SS21**ss2strnglmup**

R2 SS21 UPPER BOD STRENGTH LIMIT

QUESTION TEXT:

In the last month, did {you/SP} have limited strength or movement in {your/his/her} shoulders, arms, or hands?

CODES

1	YES	
2	NO	SS23
	REFUSED	SS23
	DON'T KNOW	SS23

SS22**ss2uplimtact**

R2 SS22 UP BOD STRNGTH LIMT ACT

QUESTION TEXT:

In the last month, did this problem with {your/SP's} shoulders, arms, or hands ever limit {your/his/her} activities?

CODES

1	YES
2	NO
	REFUSED
	DON'T KNOW

SS23**ss2lwrbodstr**

R2 SS23 LOWER BODY STRNGTH LIMIT

QUESTION TEXT:

In the last month, did {you/SP} have limited strength or movement in {your/his/her} hips, legs, knees, or feet?

CODES

1	YES	
2	NO	SS25
	REFUSED	SS25
	DON'T KNOW	SS25

SS24**ss2lwrbodimp**

R2 SS24 LWER BOD STRNGTH IMT ACT

QUESTION TEXT:

In the last month, did this problem with {your/SP's} hips, legs, knees, or feet ever limit {your/his/her} activities?

CODES

1	YES
2	NO
	REFUSED
	DON'T KNOW

SS25**ss2lowenergy**

R2 SS26 LOW ENERGY IN LAST MONTH

QUESTION TEXT:

In the last month, did {you/SP} have low energy or {were you/was SP} easily exhausted?

CODES

1	YES	
2	NO	SS27
	REFUSED	SS27
	DON'T KNOW	SS27

SS26**ss2loenlmtat**

R2 SS26 LOW ENERGY EVER LIM ACT

QUESTION TEXT:

In the last month, did {your/SP's} low energy or exhaustion ever limit {your/his/her} activities?

CODES

1	YES
2	NO
	REFUSED
	DON'T KNOW

SS27**ss2prbbalcrd**

R2 SS27 BALANCE OR COORD PROBS

QUESTION TEXT:

In the last month, did {you/SP} have problems with balance or coordination?

CODES

1	YES	
2	NO	SECTION PC
	REFUSED	SECTION PC
	DON'T KNOW	SECTION PC

SS28**ss2prbbalcnt**

R2 SS28 BAL COORD PROB LIMIT ACT

QUESTION TEXT:

In the last month, did {your/SP's} balance or coordination problems ever limit {your/SP's} activities?

CODES

1	YES
2	NO
	REFUSED
	DON'T KNOW

PROGRAMMER INSTRUCTIONS:

Go to Section PC – Physical Capacity

Flag Variables Set in SS Section

f12deaf	R2 F DEAF PRIOR OR CURRENT ROUND
f12blind	R2 F BLIND PRIOR OR CURRENT ROUND

NHATS Round 2

Section PC [PHYSICAL CAPACITY]

Sequence: 15

PC1PRE

PC1PRE

NOT ON FILE

DISPLAY INSTRUCTIONS:

IF CANE FLAG=1 (YES) OR WALKER FLAG=1 (YES) DISPLAY "and without {your/his/her}...". DISPLAY TEXT "without" AS BOLD UNDERLINED TEXT.

IF CANE FLAG=1 (YES) AND WALKER FLAG IS NULL, DISPLAY "cane".
ELSE IF CANE FLAG=1 (YES) AND WALKER FLAG=1 (YES), DISPLAY "cane or walker".
ELSE IF CANE FLAG IS NULL AND WALKER FLAG=1 (YES), DISPLAY "walker".

QUESTION TEXT:

We are interested in whether {you have /SP has} difficulty with physical movements when {you do/he does/she does} them without help from another person {and without {your/his/her} {cane/walker/cane or walker}}.

PRESS 1 AND ENTER TO CONTINUE

PC1

pc2walk6blks

R2 PC1 ABLE TO WALK 6 BLOCKS

DISPLAY INSTRUCTIONS:

IF CANE FLAG=1 (YES) OR WALKER FLAG=1 (YES) DISPLAY "and without {your/his/her}...".

DISPLAY TEXT "able" and "6 blocks" and "without" AS BOLD UNDERLINED TEXT

IF CANE FLAG=1 (YES) AND WALKER FLAG IS NULL, DISPLAY "cane".
ELSE IF CANE FLAG=1 (YES) AND WALKER FLAG=1 (YES), DISPLAY "cane or walker".
ELSE IF CANE FLAG IS NULL AND WALKER FLAG=1 (YES), DISPLAY "walker".

QUESTION TEXT:

In the last month, {were you/was SP} able to... walk 6 blocks, or about half a mile, by {yourself/himself/herself} {and without {your/his/her} {cane/walker/cane or walker}}?

CODES

1 YES
2 NO
REFUSED
DON'T KNOW

PC3

PC2

pc2walk3blks

R2 PC2 ABLE TO WALK 3 BLOCKS

DISPLAY INSTRUCTIONS:

IF CANE FLAG=1 (YES) OR WALKER FLAG=1 (YES) DISPLAY "and without {your/his/her}...".

DISPLAY TEXT "able" and "3 blocks" and "without" AS BOLD UNDERLINED TEXT.

IF CANE FLAG=1 (YES) AND WALKER FLAG IS NULL, DISPLAY "cane".

ELSE IF CANE FLAG=1 (YES) AND WALKER FLAG=1 (YES), DISPLAY "cane or walker".
ELSE IF CANE FLAG IS NULL AND WALKER FLAG=1 (YES), DISPLAY "walker".

QUESTION TEXT:

[In the last month, {were you/was SP} able to...] walk 3 blocks by {yourself/himself/herself} {and without {your/his/her} {cane/walker/cane or walker}}?

CODES

- | | |
|---|------------|
| 1 | YES |
| 2 | NO |
| | REFUSED |
| | DON'T KNOW |

PC3

pc2up20stair

R2 PC3 ABLE TO WALK UP 20 STAIRS

DISPLAY INSTRUCTIONS:

IF CANE FLAG=1 (YES), DISPLAY "and without {your/his/her} cane".

DISPLAY TEXT "able" and "20 stairs" and "without" AS BOLD UNDERLINED TEXT.

QUESTION TEXT:

[In the last month, {were you/was SP} able to...] walk up 20 stairs (about two flights) by {yourself/himself/herself} {and without {your/his/her} cane}?

CODES

- | | | |
|---|------------|-----|
| 1 | YES | PC5 |
| 2 | NO | |
| | REFUSED | |
| | DON'T KNOW | |

PC4

pc2up10stair

R2 PC4 ABLE TO WALK UP 10 STAIRS

DISPLAY INSTRUCTIONS:

DISPLAY QUESTION TEXT "able" and "10 stairs" AND "without" AS BOLD UNDERLINED TEXT.

IF CANE FLAG=1 (YES), DISPLAY "and without {your/his/her} cane".

QUESTION TEXT:

[In the last month, {were you/was SP} able to...] walk up 10 stairs by {yourself/himself/herself} {and without {your/his/her} cane}?

CODES

- | | |
|---|------------|
| 1 | YES |
| 2 | NO |
| | REFUSED |
| | DON'T KNOW |

PC5

pc2car20pnlds

R2 PC5 ABLE TO CARRY 20 POUNDS

DISPLAY INSTRUCTIONS:

IF CANE FLAG=1 (YES) OR WALKER FLAG=1 (YES), DISPLAY "and without {your/his/her}...". DISPLAY TEXT "without" AS BOLD UNDERLINED TEXT.

IF CANE FLAG=1 (YES) AND WALKER FLAG IS NULL, DISPLAY "cane".
 ELSE IF CANE FLAG=1 (YES) AND WALKER FLAG=1 (YES), DISPLAY "cane or walker".
 ELSE IF CANE FLAG IS NULL AND WALKER FLAG=1 (YES), DISPLAY "walker".

DISPLAY TEXT "able" and "20 pounds" AS BOLD UNDERLINED TEXT.

QUESTION TEXT:

[In the last month, {were you/was SP} able to...] lift and carry 20 pounds, or two full bags of groceries, by {yourself/himself/herself} {and without {your/his/her}{cane/walker/cane or walker}}?

CODES

1	YES	PC7
2	NO	
	REFUSED	
	DON'T KNOW	

PC6**pc2car10pnob**

R2 PC6 CARRY A 10 POUND OBJECT

DISPLAY INSTRUCTIONS:

IF CANE FLAG=1 (YES) OR WALKER FLAG=1 (YES), DISPLAY "and without {your/his/her}...". DISPLAY TEXT "without" AS BOLD UNDERLINED TEXT.

DISPLAY TEXT "able" and "10 pound" AS BOLD UNDERLINED TEXT.

IF CANE FLAG=1 (YES) AND WALKER FLAG IS NULL, DISPLAY "cane".
 ELSE IF CANE FLAG=1 (YES) AND WALKER FLAG=1 (YES), DISPLAY "cane or walker".
 ELSE IF CANE FLAG IS NULL AND WALKER FLAG=1 (YES), DISPLAY "walker".

QUESTION TEXT:

[In the last month, {were you/was SP} able to...] lift and carry a 10-pound object by {yourself/himself/herself} {and without {your/his/her}{cane/walker/cane or walker}}?

CODES

1	YES
2	NO
	REFUSED
	DON'T KNOW

PC7**pc2geonknees**

R2 PC7 ABLE TO GET DOWN ON KNEES

DISPLAY INSTRUCTIONS:

DISPLAY TEXT "able" AS BOLD UNDERLINED TEXT.

QUESTION TEXT:

[In the last month, {were you/was SP} able to...] get down on {your/his/her} knees and get back up without holding on to anyone or anything?

CODES

1	YES	PC9
2	NO	
	REFUSED	
	DON'T KNOW	

PC8	pc2bendover	R2 PC8 ABLE TO BEND OVER
------------	--------------------	--------------------------

DISPLAY INSTRUCTIONS:

DISPLAY QUESTION TEXT "able" AS BOLD UNDERLINED TEXT.

QUESTION TEXT:

[In the last month {were you/was SP} able to...] bend over without holding on to anyone or anything?

CODES

1	YES
2	NO
	REFUSED
	DON'T KNOW

PC9	pc2hvobovrhd	R2 PC9 HEAVY OBJECT ABOVE HEAD
------------	---------------------	--------------------------------

DISPLAY INSTRUCTIONS:

DISPLAY TEXT "able" IN BOLD UNDERLINED TEXT.

QUESTION TEXT:

[In the last month, {were you/was SP} able to...] put a heavy book or other object on a shelf above {your/his/her} head?

CODES

1	YES	PC11
2	NO	
	REFUSED	
	DON'T KNOW	

PC10	pc2rechovrhd	R2 PC10 ABLE TO REACH OVERHEAD
-------------	---------------------	--------------------------------

DISPLAY INSTRUCTIONS:

DISPLAY TEXT "able" AS BOLD UNDERLINED TEXT.

QUESTION TEXT:

[In the last month, {were you/was SP} able to...] reach up over {your/his/her} head without holding on to anyone or anything?

CODES

1	YES
2	NO
	REFUSED
	DON'T KNOW

PC11

pc2opnjarwhd

R2 PC11 OPEN SEALED JAR W HANDS

DISPLAY INSTRUCTIONS:

DISPLAY TEXT "able" AS BOLD UNDERLINED TEXT.

QUESTION TEXT:

[In the last month, {were you/was SP} able to...] open a sealed jar using just {your/his/her} hands?

CODES

1	YES	SECTION CP
2	NO	
	REFUSED	
	DON'T KNOW	

PC12

pc2grpsmobj

R2 PC12 ABLE GRASP SMALL OBJECTS

DISPLAY INSTRUCTIONS:

DISPLAY "able" IN BOLD UNDERLINED TEXT.

QUESTION TEXT:

[In the last month, {were you/was SP} able to ...] use {your/his/her} fingers to grasp or handle small objects?

CODES

1	YES
2	NO
	REFUSED
	DON'T KNOW

PROGRAMMER INSTRUCTIONS:

Go to Section CP – Cognition (Proxy)

NHATS Round 2

Section CP [COGNITION (PROXY)]

Sequence: 16

BOX CP1PRE

BOX CP1PRE

NOT ON FILE

If DECEASED flag = 1 (YES) and NOTALERT flag = 1 (YES), go to Section CL - Closing.
Else if DECEASED flag = 1 (YES), go to CP1.
Else if PROXY flag = 1 (YES), go to CP1PRE.
Otherwise, go to Section CG Cognition (SP).

CP1PRE

CP1PRE

NOT ON FILE

QUESTION TEXT:

Part of this study is concerned with people's memory and ability to think about things.

PRESS 1 AND ENTER TO CONTINUE

CP1

cp2memrygood

R2 CP1 HOW GOOD MEMRY AT PRESENT

DISPLAY INSTRUCTIONS:

If DECEASED flag = 1 (YES), display "Next, how would you rate {SP}'s memory in the month before {he/she} died" and "was".
Otherwise, display "First, how would you rate {SP}'s memory at the present time".
DISPLAY "at the present time" IN BOLD UNDERLINED TEXT.

QUESTION TEXT:

{First, how would you rate {SP}'s memory at the present time/Next, how would you rate {SP}'s memory in the month before {he/she} died}? Would you say it {is/was} excellent, very good, good, fair, or poor?

CODES

- | | |
|---|------------|
| 1 | EXCELLENT |
| 2 | VERY GOOD |
| 3 | GOOD |
| 4 | FAIR |
| 5 | POOR |
| | REFUSED |
| | DON'T KNOW |
-

BOX CP2

BOX CP2

NOT ON FILE

If DECEASED flag = 1 (YES), go to Section MO - Mobility.
Else if the PERSON ROSTER MEMBER flagged as the CURRENT INT PROXY was flagged as the LAST INT PROXY, go to CP3PRE.

Else if IS9 = 30-37, or 92 (proxy is not a relative), go to CP2. Otherwise, go to CP3PRE.

CP2

cp2knownspyr

R2 CP2 KNOWN SP 4 AT LEAST A YR

DISPLAY INSTRUCTIONS:

Spell out month in question text (for example, display "March" rather than "3")

QUESTION TEXT:

Have you known {SP} for at least 1 year, that is since {CURRENT MONTH, YEAR – 1 year}?

CODES

1	YES
2	NO
	REFUSED
	DON'T KNOW

CP3PRE**CP3PRE**

NOT ON FILE

DISPLAY INSTRUCTIONS:

If the PERSON ROSTER MEMBER flagged as PROXY was flagged as LAST INT PROXY, display "in the last year".

Else if CP2 = 1 (known at least 1 year) or IS9 = 2-29, 91 (proxy is relative), display "in the last several years".
Otherwise, display "since you have known {him/her}".

QUESTION TEXT:

Now, I'd like to ask some questions about whether you have noticed any changes in {SP} {in the last year/in the last several years/since you have known {him/her}} due to thinking or memory problems.

PRESS 1 AND ENTER TO CONTINUE

BOX CP3**BOX CP3**

NOT ON FILE

If any of LAST INT CP3{a-h} = 3 (DEMENTIA, ALZHEIMERS REPORTED BY PROXY), go to CP4.

Otherwise, go to CP3.

CP3**cp2chgthink1**

R2 CP3A SP DIFF REMEMBER DATE

cp2chgthink2

R2 CP3B SP REPEATS SELF

cp2chgthink3

R2 CP3C SP DIFF REMBER APPT

cp2chgthink4

R2 CP3D SP CHNG INTRST ACT HOB

cp2chgthink5

R2 CP3E SP DIFF WITH MONEY MGMT

cp2chgthink6

R2 CP3F SP DIFF LEARNNG USE TOOL

cp2chgthink7

R2 CP3G SP PRBLMS WITH JDGMT

cp2chgthink8

R2 CP3H SP DLY PRBLMS W THNK MEM

cp2dad8dem

R2 D DEMENTIA REPORTED IN PRIOR AD8

DISPLAY INSTRUCTIONS:

Use "Same Question Stem" display.

If the PERSON ROSTER MEMBER flagged as CURRENT INT proxy was flagged as LAST INT proxy, display "in the last year".

Else If CP2 = 1 (known at least 1 year) or IS9 = 2-29, 91 (proxy is relative), display "in the last several years". Otherwise, display "since you have known {him/her}".

Display the current response item text as a fill in the "IF NEEDED" statement.

If at CP3a, do not display question text in brackets.
 Otherwise, display question text in brackets.
 If at CP3a, display "first"
 If at CP3b-CP3g, display "next"
 If at CP3h, display "last"

QUESTION TEXT:

{{}}I'll read some statements about {him/her}. If there has been a change {in the last year/in the last several years/since you have known {him/her}} caused by {his/her} thinking or memory problems, please say "Yes." Otherwise say "No."{{}}

The {first/next/last} item is....

{variable text [a-h]}

IF NEEDED: Has there been a change caused by a thinking or memory problem in {variable text [a-h]}?

RESPONSE [1] a. remembering the month or year

RESPONSE [2] b. repeating questions, stories, or statements

RESPONSE [3] c. amount of difficulty remembering appointments

RESPONSE [4] d. amount of interest in hobbies or activities

RESPONSE [5] e. amount of difficulty handling money matters like balancing a checkbook or paying bills

RESPONSE [6] f. amount of trouble learning how to use a tool, appliance or gadget, for example a TV remote control or microwave

RESPONSE [7] g. problems with judgment, for example falling for scams or buying inappropriate gifts

RESPONSE [8] h. daily problems with thinking or memory

CODES

- | | |
|---|----------------------------------------|
| 1 | YES, A CHANGE |
| 2 | NO, NO CHANGE |
| 3 | DEMENTIA/ALZHEIMER'S REPORTED BY PROXY |
| | REFUSED |
| | DON'T KNOW |

PROGRAMMER INSTRUCTIONS:

Array the responses and variable text columns in the panel.

Display 'variable text' in the a-h sequence until all rows have been displayed

CP4

cp2memcogpr1

R2 CP4A LOST IN FAMILIAR ENVIRON

cp2memcogpr2

R2 CP4B SP WANDERED OFF NO RETRN

cp2memcogpr3

R2 CP4C SP ABLE LEFT ALONE 1 HR

cp2memcogpr4

R2 CP4D SP HEARS SEES THNGS

DISPLAY INSTRUCTIONS:

Use "Same Question Stem" display

If at CP4a, do not display question text in brackets

Otherwise display question text in brackets

QUESTION TEXT:

{{}} I have a few other questions. In the last year... {{}}

{variable text [a-d]}

RESPONSE[1] a. did {he/she} ever get lost in a familiar environment?

RESPONSE[2] b. did {he/she} ever wander off and not return by {himself/herself}?
RESPONSE[3] c. was {he/she} able to be left alone for an hour or so?
RESPONSE[4] d. did{he/she} hear or see things that were not really there?

CODES

1 YES
2 NO
REFUSED
DON'T KNOW

PROGRAMMER INSTRUCTIONS:

Array the responses and variable text columns in the panel
Display "variable text" in the a-d sequence until all rows have been displayed

GO TO SECTION CG - COGNITION (SP)

Derived Variables From Items in CP Section

cp2dad8dem	R2 D DEMENTIA REPORTED IN PRIOR AD8
------------	-------------------------------------

NHATS Round 2

Section CG [COGNITION (SP)]

Sequence: 17

BOX CG1PRE

BOX CG1PRE

NOT ON FILE

If PROXY flag = 1 (yes), go to CG1APRE.

Otherwise go to CG2PRE.

CG1APRE

CG1APRE

NOT ON FILE

QUESTION TEXT:

There are a few questions that I would like to ask {SP} so that the study can better understand memory in people {his/her} age. Some may be hard to answer, but it is important to the study that we ask these.

PRESS 1 AND ENTER TO CONTINUE

CG1A

cg2speaktosp

R2 CG1A SPEAK TO SP ASK QUES

QUESTION TEXT:

May I speak to {SP} and ask {him/her} a few questions?

CODES

1 YES
2 NO

CG1D

CG1B

CG1B

NOT ON FILE

QUESTION TEXT:

IF SP IS NOT IN THE ROOM, ASK PROXY TO HAVE SP JOIN YOU

IF/WHEN SP IS IN THE ROOM, PRESS 1 AND ENTER TO CONTINUE

CG1C

cg2quesremem

R2 CG1C START W QUES ABOUT MEMRY

QUESTION TEXT:

I will start with a question about memory. Does that sound OK?

CODES

1 YES
2 NO
REFUSED
DON'T KNOW

CG6PRE

CG1D**cg2reascano1**

R2 CG1D SP CANT ANS DEMENTIA

cg2reascano2

R2 CG1D SP CANT ANS UNABLE SPEAK

cg2reascano3

R2 CG1D SP CANT ANS UNABLE HEAR

cg2reascano4

R2 CG1D SP CANT ANS SP REFUSED

cg2reascano5

R2 CG1D CANT ANS PROXY REFUSED

cg2reascano6

R2 CG1D SP CANT ANS _ NOT PRESENT

cg2reascano7

R2 CG1D SP CANT ANS SP TOO ILL

cg2reascano8

R2 CG1D SP CANT ANS LANG BARRIER

cg2reascano9

R2 CG1D SP CANT ANS OTHR SPECIFY

QUESTION TEXT:

What is the main reason you feel (you/he/she) cannot answer questions about memory?

SELECT ALL THAT APPLY

CODES

1	SP HAS DEMENTIA/ALZHEIMER'S/ NOT ABLE	GO TO MO
2	SP IS UNABLE TO SPEAK	GO TO MO
3	SP IS UNABLE TO HEAR	GO TO MO
4	SP REFUSED	GO TO MO
5	PROXY REFUSED	GO TO MO
6	SP NOT PRESENT	GO TO MO
7	SP TOO ILL	GO TO MO
8	SP LANGUAGE BARRIER	GO TO MO
91	OTHER (SPECIFY)	

CG1E**CG1E**

NOT ON FILE

QUESTION TEXT:

SPECIFY THE OTHER REASON SP CANNOT ANSWER QUESTIONS ABOUT MEMORY

ENTER TEXT

Length

255

PROGRAMMER INSTRUCTIONS:

Go to Section MO Mobility.

CG2PRE**CG2PRE**

NOT ON FILE

QUESTION TEXT:

The next few questions are about people's memory and ability to think about things. It is important for the study to better understand memory in people as they age.

PRESS 1 AND ENTER TO CONTINUE

CG2

cg2ratememry

R2 CG2 RATE YOUR MEMORY

DISPLAY INSTRUCTIONS:

Display “at the present time” in bold underlined text.

QUESTION TEXT:

First, how would you rate your memory at the present time? Would you say it is excellent, very good, good, fair, or poor?

CODES

- | | |
|---|------------|
| 1 | EXCELLENT |
| 2 | VERY GOOD |
| 3 | GOOD |
| 4 | FAIR |
| 5 | POOR |
| | REFUSED |
| | DON'T KNOW |

BOX CG3

BOX CG3

NOT ON FILE

If CG2 =1 (excellent) or 2 (very good), go to CG4
Otherwise go to CG3.

CG3

cg2ofmemprob

R2 CG3 OFTN MEMRY PROBS INTERFER

QUESTION TEXT:

What is the main reason you feel (you/he/she) cannot answer questions about memory?

SELECT ALL THAT APPLY

CODES

- | | |
|---|------------------------------|
| 1 | EVERY DAY (7 DAYS A WEEK) |
| 2 | MOST DAYS (5-6 DAYS A WEEK) |
| 3 | SOMEDAYS (2-4 DAYS A WEEK) |
| 4 | RARELY (ONCE A WEEK OR LESS) |
| 5 | NEVER |
| | REFUSED |
| | DON'T KNOW |

CG4

cg2memcom1yr

R2 CG4 MEMRY COMPARD TO 1 YR AGO

DISPLAY INSTRUCTIONS:

Display “1 year ago” in bold underlined text.

QUESTION TEXT:

SHOW CARD CG2

Compared to 1 year ago, would you say your memory is much better now, better now, about the same, worse now, or much worse now than it was then?

CODES

- | | |
|---|-------------|
| 1 | MUCH BETTER |
| 2 | BETTER |
| 3 | SAME |
| 4 | WORSE |
| 5 | MUCH WORSE |
| | REFUSED |
| | DON'T KNOW |

CG6PRE**CG6PRE**

NOT ON FILE

QUESTION TEXT:

We're interested in how memory actually works. We find that even people with very good memories seem to forget some things from time to time. The next questions are a little different, but are often asked on studies about memory.

PRESS 1 AND ENTER TO CONTINUE

CG6A**cg2todaydat1**

R2 CG6Aa TODAY'S DATE CORRECT MNTH

cg2todaydat2

R2 CG6Ab TODAY'S DATE CORRECT DAY

cg2todaydat3

R2 CG6Ac TODAY'S DATE CORRECT YR

cg2todaydat5

R2 CG6Ad USED AID FOR MTH DAY YEAR

DISPLAY INSTRUCTIONS:

Use "Same Question Stem" display.

If at CG6a, do not display question text in brackets. Otherwise, display question text in brackets.
 Spell out month in question text and also as a numeric date as indicated in interviewer question text.
 If at CG6a, display "IF SP DID NOT ALREADY MENTION THE MONTH, PROBE: What is the month?"
 If at CG6b, display "IF SP DID NOT ALREADY MENTION THE DAY, PROBE: What is the day?"
 If at CG6c, display "IF SP DID NOT ALREADY MENTION THE YEAR, PROBE: What is the year?"

Display "month", "day" and "year" in each of the probes in bold underlined text.

For display of "TODAY'S DATE IS:" display TODAY'S date.

Display "MONTH", "DAY", and "YEAR" in bold underlined text.

QUESTION TEXT:

{{}}Without looking at a calendar or watch, please tell me today's date.{{}}

TODAY'S DATE IS: {MONTH DAY, YEAR} {(mm/dd/yyyy)}
 {IF SP DID NOT ALREADY MENTION THE MONTH, PROBE: What is the month?}
 {IF SP DID NOT ALREADY MENTION THE DAY, PROBE: What is the day?}
 {IF SP DID NOT ALREADY MENTION THE YEAR, PROBE: What is the year?}

CODE NO (2) FOR DON'T KNOW RESPONSES

RESPONSE [1] a. DID SP SAY THE CORRECT MONTH?
 RESPONSE [2] b. DID SP SAY THE CORRECT DAY?
 RESPONSE [3] c. DID SP SAY THE CORRECT YEAR?

RESPONSE [4] d. DID SP LOOK AT A CALENDAR, NEWSPAPER, WATCH, OR OTHER AID FOR THE DATE?

CODES

- | | |
|---|---------------|
| 1 | YES |
| 2 | NO/DON'T KNOW |
| | REFUSED |

PROGRAMMER INSTRUCTIONS:

Disallow RF for response [4]d.

CG6B

cg2todaydat4

R2 CG6Ba TODAY'S DATE CORRECT DOW

cg2todaydat6

R2 CG6Bb USED AID FOR DAY OF WEEK

DISPLAY INSTRUCTIONS:

For display of "TODAY IS:" display day of the week for TODAY's date.

Display "DAY OF THE WEEK" in bold underlined text.

QUESTION TEXT:

Without looking at a calendar or watch, please tell me what day of the week it is.

TODAY IS: {DAY OF THE WEEK}.

CODE NO (2) FOR DON'T KNOW RESPONSES.

RESPONSE [1] a. DID SP SAY THE CORRECT DAY OF THE WEEK?

RESPONSE [2] b. DID SP LOOK AT A CALENDAR, NEWSPAPER, WATCH, OR OTHER AID FOR THE DAY OF THE WEEK?

CODES

- | | |
|---|---------------|
| 1 | YES |
| 2 | NO/DON'T KNOW |
| | REFUSED |

PROGRAMMER INSTRUCTIONS:

Disallow RF for response [2]d.

BOX CG7

BOX CG7

NOT ON FILE

If PROXY flag =1 and (CG6Aa-CG6Ad and CG6Ba-CG6Bb =2 (NO/DON'T KNOW) or REFUSED, go Section MO Mobility.
Otherwise, go to CG7PRE.

CG7PRE

cg2prewrdrcl

R2 CG7PRE INTRO TO WORD RECALL

QUESTION TEXT:

Now I will read a set of 10 words and ask you to recall as many as you can. We have purposely made the list long so that it will be difficult for anyone to recall all the words. Most people recall just a few. Please listen carefully as I read the set of words because I cannot repeat them. When I finish, I will ask you to recall aloud as many of the words as you can, in any order. Is this clear?

IF SP ASKS TO WRITE DOWN WORDS, SAY: We want you to try to recall the words without any help.

REPEAT INSTRUCTIONS ABOVE AS NEEDED FOR SP TO UNDERSTAND ACTIVITY BEFORE CONTINUING

CODES

1	CONTINUE WITH ACTIVITY	
2	SP REFUSES ACTIVITY	CG9

CG7**cg2dwrldlstnm**

R2 D WHICH WORD LIST ASSIGNED

DISPLAY INSTRUCTIONS:

If WORD RECALL LIST 2nd ADMIN = 1 (from preload), display words from word list 1.
Else if WORD RECALL LIST 2nd ADMIN = 2 (from preload), display words from word list 2.
Else if WORD RECALL LIST 2nd ADMIN = 3 (from preload), display words from word list 3.

Display one word from list 1, 2, or 3 one at a time every 2 seconds using Blaise timer application.
Display words in font size 36 in the middle of the screen.
Display interviewer instruction at the top of the screen in regular font size.

{variable text [1-3]}

[LIST 1]

Hotel
River
Tree
Skin
Gold
Market
Paper
Child
King
Book

[LIST 2]

Woman
Rock
Blood
Corner
Shoes
Letter
Girl
House
Valley
Engine

[LIST 3]

Water
Church
Doctor
Palace
Fire
Garden
Sea
Village
Baby
Table

QUESTION TEXT:

READ THE WORDS DISPLAYED AT A SLOW, STEADY RATE AS THEY COME UP ON THE SCREEN.
APPROXIMATELY 1 WORD EVERY 2 SECONDS

PRESS 1 AND ENTER TO CONTINUE

PROGRAMMER INSTRUCTIONS:

After the last word, automatically advance screen to CG8.

CG7A

CG7A

NOT ON FILE

QUESTION TEXT:

AFTER LIST HAS ENDED, TYPE 1 AND ENTER TO CONTINUE.

CG8

cg2wrdsrca1

R2 CG8 1 TELL WORDS U CAN RECALL

cg2wrdsrca2

R2 CG8 2 TELL WORDS U CAN RECALL

cg2wrdsrca3

R2 CG8 3 TELL WORDS U CAN RECALL

cg2wrdsrca4

R2 CG8 4 TELL WORDS U CAN RECALL

cg2wrdsrca5

R2 CG8 5 TELL WORDS U CAN RECALL

cg2wrdsrca6

R2 CG8 6 TELL WORDS U CAN RECALL

cg2wrdsrca7

R2 CG8 7 TELL WORDS U CAN RECALL

cg2wrdsrca8

R2 CG8 8 TELL WORDS U CAN RECALL

cg2wrdsrca9

R2 CG8 9 TELL WORDS U CAN RECALL

cg2wrdsrca10

R2 CG8 10 TELL WORDS U CAN RECALL

cg2dwrduunrc

R2 D SCORE IMMEDIATE WORD RECALL

cg2dwrdirone

R2 D IMMEDIATE RECALL NONE

cg2dwrdirref

R2 D IMMEDIATE RECALL REFUSED

DISPLAY INSTRUCTIONS:

Display word list that was presented in CG7 for this administration.

Display response codes 91 and 92 response categories in a column beside the word list.

QUESTION TEXT:

Now please tell me the words you can recall.

AFTER 10 SECONDS OF SILENCE, PROBE ONCE: Are there any (other) words you remember?

STOP ACTIVITY AFTER ANOTHER 10 SECONDS OF SILENCE OR IF SP SAYS DONE

SELECT ALL THAT APPLY

{variable text [1-3]}

[LIST 1]

Hotel

River

Tree

Skin

Gold

Market
Paper
Child
King
Book

[LIST 2]
Woman
Rock
Blood
Corner
Shoes
Letter
Girl
House
Valley
Engine

[LIST 3]
Water
Church
Doctor
Palace
Fire
Garden
Sea
Village
Baby
Table

91. NO WORDS REMEMBERED
92. REFUSED

PROGRAMMER INSTRUCTIONS:

If 91 (NO WORDS REMEMBERED) selected and any codes 1-10 or 92 selected, display error message
“INCONSISTENT ANSWER. NO WORDS REMEMBERED CANNOT BE SELECTED WITH ANY OTHER CATEGORY” when leaving
the screen.

If 91 or 92 selected, go to CG9.

CG8A

cg2wrdsntlst

R2 CG8A WORDS NOT ON LIST

DISPLAY INSTRUCTIONS:

Display “not” in underlined text.

QUESTION TEXT:

DID SP SAY ANY WORDS THAT WERE NOT ON THE LIST?

CODES

1 YES
2 NO

CG9

CG8B

cg2numnotlst

R2 CG8B NUM WORDS NOT ON LIST

DISPLAY INSTRUCTIONS:

Display “not” in underlined text.

QUESTION TEXT:

HOW MANY WORDS DID SP SAY THAT WERE NOT ON THE LIST?

ENTER NUMBER

RANGE 1-10

ENTER NUMBER

Range

1 to 10

CG9**cg2probrecal**

R2 CG9 SP HAD DIFF HEARING WORDS

cg2probrecal2

R2 CG9 INTERRUPTION AS LIST READ

cg2probrecal3

R2 CG9 PROB WORD RECALL SPECIFY

cg2probrecal4

R2 CG9 WD RECALL NO PROB OCCURRD

cg2probrecal5

R2 CG9 SP REFUSED WORD RECALL

QUESTION TEXT:

DID SP HAVE ANY PROBLEMS DURING THE WORD RECALL TASK?

SELECT ALL THAT APPLY

CODES

1	DIFFICULTY HEARING ANY OF THE WORDS	CG10
2	INTERRUPTION OCCURRED WHILE LIST WAS BEING READ	CG10
91	OTHER PROBLEM (SPECIFY)	
92	NO PROBLEMS OCCURRED	CG10
97	SP REFUSED WORD RECALL TASK	CG10

PROGRAMMER INSTRUCTIONS:

Disallow RF for response [2]d.

CG9A**CG9A**

NOT ON FILE

QUESTION TEXT:

SPECIFY THE TYPE OF PROBLEM EXPERIENCED DURING WORD RECALL TASK

ENTER TEXT

Length

255

CG10**cg2dclkdraw**

R2 D SCORE OF CLOCK DRAWING TEST

cg2dclkimgcl

R2 D IMAGE CLARITY CLOCK DRAWING

DISPLAY INSTRUCTIONS:

Display "blank" in bold underlined text.

Display "REPEAT INSTRUCTIONS IF NEEDED" in bold underlined text.

QUESTION TEXT:

SET STOPWATCH FOR 2 MINUTES IN COUNTDOWN MODE

HAND SP A BLANK SHEET OF PAPER AND AN ERASABLE PEN

IF NEEDED, MAKE SURE SP HAS A WRITING SURFACE. THEN SAY:

Please draw a clock on this piece of paper.

Start by drawing a large circle.

Put all the numbers in the circle and set the hands to show 11:10 (10 past 11).

START STOPWATCH

REPEAT INSTRUCTIONS IF NEEDED.

STOP ACTIVITY WHEN 2 MINS IS UP OR BEFORE IF SP SAYS DONE

PRESS 1 AND ENTER TO CONTINUE

CG10A**cg2atdrwclck**

R2 CG10A ATTEMPT CLOCK DRAWIG

QUESTION TEXT:

INDICATE WHETHER SP ATTEMPTED CLOCK DRAWING

IF SP ATTEMPTED CLOCK DRAWING, AFFIX SP ID LABEL ON THE LOWER LEFT HAND CORNER OF CLOCK DRAWING SHEET

CODES

1	SP ATTEMPTED CLOCK DRAWING
2	SP DID NOT ATTEMPT CLOCK DRAWING
97	SP REFUSED CLOCK DRAWING

CG13**cg2presidna1**

R2 CG13A PRES LAST NAME CORRECT

cg2presidna2

R2 CG13B PRES LAST NAME INCORRECT

cg2presidna3

R2 CG13C PRES FIRST NAME CORRECT

cg2presidna4

R2 CG13D PRES FIRST NAME INCORRECT

DISPLAY INSTRUCTIONS:

Display "FIRST" "LAST", "first" and "last" in underlined text.

QUESTION TEXT:

Next, who is the President of the United States right now?

CORRECT ANSWER IS BARACK OBAMA

IF ONLY FIRST NAME GIVEN, ASK: Do you know his last name?

IF ONLY LAST NAME GIVEN, ASK: Do you know his first name?

SELECT ALL THAT APPLY

CODES

- | | |
|---|-------------------------------------------------|
| 1 | LAST NAME CORRECT |
| 2 | LAST NAME NOT CORRECT/DK LAST NAME |
| 3 | FIRST NAME CORRECT |
| 4 | FIRST NAME NOT CORRECT/DK FIRST NAME
REFUSED |

PROGRAMMER INSTRUCTIONS:

If (RF is not selected) and (codes 1 or 2) and (codes 3 or 4) are not selected, display error message
"INCOMPLETE ANSWER. A RESPONSE TO BOTH THE FIRST NAME AND THE LAST NAME MUST BE SELECTED."

If codes 1 and 2 are selected, display error message "INCONSISTENT ANSWER. LAST NAME CANNOT BE BOTH
CORRECT AND NOT CORRECT OR UNKNOWN".

If codes 3 and 4 are selected, display error message "INCONSISTENT ANSWER. FIRST NAME CANNOT BE BOTH
CORRECT AND NOT CORRECT OR UNKNOWN".

CG14

cg2vpname1	R2 CG14A VP PRES LAST NAME CORRECT
cg2vpname2	R2 CG14B VP PRES LAST NAME INCORRECT
cg2vpname3	R2 CG14C VP PRES FIRST NAME CORRECT
cg2vpname4	R2 CG14D VP PRES FIRST NAME INCORRECT

DISPLAY INSTRUCTIONS:

Display "FIRST", "LAST", "first", and "last" in underlined text.

QUESTION TEXT:

Who is the Vice President?

CORRECT ANSWER IS JOE (JOSEPH) BIDEN

IF ONLY FIRST NAME GIVEN, ASK: Do you know his last name?

IF ONLY LAST NAME GIVEN, ASK: Do you know his first name?

SELECT ALL THAT APPLY

CODES

- | | |
|---|-------------------------------------------------|
| 1 | LAST NAME CORRECT |
| 2 | LAST NAME NOT CORRECT/DK LAST NAME |
| 3 | FIRST NAME CORRECT |
| 4 | FIRST NAME NOT CORRECT/DK FIRST NAME
REFUSED |

PROGRAMMER INSTRUCTIONS:

If (RF is not selected) and (codes 1 or 2) and (codes 3 or 4) are not selected, display error message
"INCOMPLETE ANSWER. A RESPONSE TO BOTH THE FIRST NAME AND THE LAST NAME MUST BE SELECTED."

If codes 1 and 2 are selected, display error message "INCONSISTENT ANSWER. LAST NAME CANNOT BE BOTH
CORRECT AND NOT CORRECT OR UNKNOWN".

If codes 3 and 4 are selected, display error message "INCONSISTENT ANSWER. FIRST NAME CANNOT BE
BOTH CORRECT AND NOT CORRECT OR UNKNOWN".

BOX CG15**BOX CG15**

NOT ON FILE

IF CG7PRE = 2 (SP REFUSES ACTIVITY), GO TO SECTION MO - MOBILITY
ELSE GO TO CG15

CG15	cg2wrdsdcal1	R2 CG15 1 DELAYED WORD RECALL
	cg2wrdsdcal2	R2 CG15 2 DELAYED WORD RECALL
	cg2wrdsdcal3	R2 CG15 3 DELAYED WORD RECALL
	cg2wrdsdcal4	R2 CG15 4 DELAYED WORD RECALL
	cg2wrdsdcal5	R2 CG15 5 DELAYED WORD RECALL
	cg2wrdsdcal6	R2 CG15 6 DELAYED WORD RECALL
	cg2wrdsdcal7	R2 CG15 7 DELAYED WORD RECALL
	cg2wrdsdcal8	R2 CG15 8 DELAYED WORD RECALL
	cg2wrdsdcal9	R2 CG15 9 DELAYED WORD RECALL
	cg2wrdsdcal10	R2 CG15 10 DELAYED WORD RECALL
	cg2dwrddlyrc	R2 D SCORE DELAYED WORD RECALL
	cg2dwrddnone	R2 D DELAYED RECALL NONE
	cg2dwrddrref	R2 D DELAYED RECALL REFUSED

DISPLAY INSTRUCTIONS:

Display word list that was presented in CG7.

Display response codes 91 and 92 response categories in a column beside the word list.

QUESTION TEXT:

A little while ago, I read you a list of 10 words and you repeated the ones you could remember. Please tell me any of the words that you remember now.

AFTER 10 SECONDS OF SILENCE, PROBE ONCE: Are there any (other) words you remember?

STOP ACTIVITY AFTER ANOTHER 10 SECONDS OF SILENCE OR IF SP SAYS DONE

SELECT ALL THAT APPLY

{variable text [1-3]}

[LIST 1]

Hotel

River

Tree

Skin

Gold

Market

Paper

Child

King

Book

[LIST 2]

Woman

Rock

Blood

Corner

Shoes

Letter
Girl
House
Valley
Engine

[LIST 3]
Water
Church
Doctor
Palace
Fire
Garden
Sea
Village
Baby
Table

91. NO WORDS REMEMBERED
92. REFUSED

PROGRAMMER INSTRUCTIONS:

If 91 (NO WORDS REMEMBERED) selected and any codes 1-10 or 92 selected, display error message
“INCONSISTENT ANSWER. NO WORDS REMEMBERED CANNOT BE SELECTED WITH ANY OTHER CATEGORY” when leaving
the screen.

CG15A

CG15A

NOT ON FILE

QUESTION TEXT:

AFTER LIST HAS ENDED, TYPE 1 AND ENTER TO CONTINUE

PROGRAMMER INSTRUCTIONS:

If CG15 = 91 or 92, go to Section MO – Mobility.

CG16

cg2wrdsnotlst

R2 CG16 WORDS NOT ON LIST

DISPLAY INSTRUCTIONS:

Display “not” in underlined text.

QUESTION TEXT:

DID SP SAY ANY WORDS THAT WERE NOT ON THE LIST?

CODES

1 YES
2 NO

SECTION MO

CG17

cg2numwrndnot

R2 CG17 NUM OF WORDS NOT ON LIST

DISPLAY INSTRUCTIONS:

Display “not” in underlined text.

QUESTION TEXT:

HOW MANY WORDS DID SP SAY THAT WERE NOT ON THE LIST?

ENTER NUMBER

RANGE 1-10

ENTER NUMBER

Range

1 to 10

Derived Variables from Items in CG Section

cg2dwrdr1rcl	R2 D WORD1 IMMEDIATE RECALL
cg2dwrdr2rcl	R2 D WORD2 IMMEDIATE RECALL
cg2dwrdr3rcl	R2 D WORD3 IMMEDIATE RECALL
cg2dwrdr4rcl	R2 D WORD4 IMMEDIATE RECALL
cg2dwrdr5rcl	R2 D WORD5 IMMEDIATE RECALL
cg2dwrdr6rcl	R2 D WORD6 IMMEDIATE RECALL
cg2dwrdr7rcl	R2 D WORD7 IMMEDIATE RECALL
cg2dwrdr8rcl	R2 D WORD8 IMMEDIATE RECALL
cg2dwrdr9rcl	R2 D WORD9 IMMEDIATE RECALL
cg2dwrdr10rcl	R2 D WORD10 IMMEDIATE RECALL
cg2dwrddunnc	R2 D WORD DELAYED RECALL [See CG8]
cg2dwrddinone	R2 D IMMEDIATE RECALL NONE [See CG8]
cg2dwrddirref	R2 D IMMEDIATE RECALL REFUSED [See CG8]
cg2dwrdd1dly	R2 D WORD1 DELAYED RECALL
cg2dwrdd2dly	R2 D WORD2 DELAYED RECALL
cg2dwrdd3dly	R2 D WORD3 DELAYED RECALL
cg2dwrdd4dly	R2 D WORD4 DELAYED RECALL
cg2dwrdd5dly	R2 D WORD5 DELAYED RECALL
cg2dwrdd6dly	R2 D WORD6 DELAYED RECALL
cg2dwrdd7dly	R2 D WORD7 DELAYED RECALL
cg2dwrdd8dly	R2 D WORD8 DELAYED RECALL
cg2dwrdd9dly	R2 D WORD9 DELAYED RECALL
cg2dwrdd10dly	R2 D WORD10 DELAYED RECALL
cg2dwrddlyrc	R2 D SCORE DELAYED WORD RECALL [See CG15]
cg2dwrddnone	R2 D DELAYED RECALL NONE [See CG15]
cg2dwrddrref	R2 D DELAYED RECALL REFUSED [See CG15]

NHATS Round 2

Section MO [MOBILITY]

Sequence: 18

MO1PRE

MO1PRE

NOT ON FILE

DISPLAY INSTRUCTIONS:

If DECEASED flag = 1 (YES), display "going outside".
Otherwise, display "leaving {your/SP's} {home/building} to go outside".
If STRUCTURE flag = 2 (MULTI-UNIT), display "building".
Otherwise, display "home".

QUESTION TEXT:

Now we're going to ask about {leaving {your/SP's} {home/building} to go outside/going outside}.

PRESS 1 AND ENTER TO CONTINUE

MO1

mo2outoft

R2 MO1 OFTEN GO OUTSIDE

DISPLAY INSTRUCTIONS:

If DECEASED flag = 1 (YES), display "of {his/her} life".
Otherwise, display "leave {your/his/her} {home/building} to".

QUESTION TEXT:

SHOW CARD MO1

In the last month {of {his/her} life}, how often did {you/SP} {leave {your/his/her} {home/building} to} go outside? Would you say every day, most days, some days, rarely, or never?

CODES

- | | |
|---|------------------------------|
| 1 | EVERY DAY (7 DAYS A WEEK) |
| 2 | MOST DAYS (5-6 DAYS A WEEK) |
| 3 | SOME DAYS (2-4 DAYS A WEEK) |
| 4 | RARELY (ONCE A WEEK OR LESS) |
| 5 | NEVER |
| | REFUSED |
| | DON'T KNOW |

PROGRAMMERS INSTRUCTIONS:

If MO1 = 5 (NEVER) SET DIDNTLEAVE FLAG TO 1 (YES)

BOX MO2

BOX MO2

NOT ON FILE

If DECEASED flag = 1 (YES) and MO1 = 5 (NEVER), go to MO12.
Else if DECEASED flag = 1 (YES), go to MO6.
Else if MO1 = 5 (NEVER), go to MO10.

Else if CANE FLAG=1 (YES), go to MO2.
Otherwise, go to BOX MO3.

MO2

mo2outcane

R2 MO2 CANE USED OUTSIDE

QUESTION TEXT:

SHOW CARD MO2

In the last month, when {you/SP} left {your/his/her} {home/building} to go outside, how often did {you/he/she} use {your/his/her} cane? Would you say every time, most times, sometimes, rarely, or never?

CODES

- | | |
|---|------------|
| 1 | EVERY TIME |
| 2 | MOST TIMES |
| 3 | SOMETIMES |
| 4 | RARELY |
| 5 | NEVER |
| | REFUSED |
| | DON'T KNOW |

BOX MO3**BOX MO3**

NOT ON FILE

IF WALKER FLAG=1 (YES), GO TO MO3
ELSE GO TO BOX MO4

MO3**mo2outwalkr**

R2 MO3 WALKER USED OUTSIDE

QUESTION TEXT:

SHOW CARD MO2

In the last month, when {you/SP} left {your/his/her} {home/building} to go outside, how often did {you/he/she} use {your/his/her} walker? Would you say every time, most times, sometimes, rarely, or never?

CODES

- | | |
|---|------------|
| 1 | EVERY TIME |
| 2 | MOST TIMES |
| 3 | SOMETIMES |
| 4 | RARELY |
| 5 | NEVER |
| | REFUSED |
| | DON'T KNOW |

BOX MO4**BOX MO4**

NOT ON FILE

If WHEELCHAIR flag = 1 (yes), go to MO4.
Otherwise, go to BOX MO5.

MO4**mo2outwlchr**

R2 MO4 WHEELCHAIR USED OUTSIDE

QUESTION TEXT:

SHOW CARD MO2

In the last month, when {you/SP} left {your/his/her} {home/building} to go outside, how often did {you/he/she} use {your/his/her} wheelchair? Would you say every time, most times, sometimes, rarely, or

never?

CODES

- | | |
|---|------------|
| 1 | EVERY TIME |
| 2 | MOST TIMES |
| 3 | SOMETIMES |
| 4 | RARELY |
| 5 | NEVER |
| | REFUSED |
| | DON'T KNOW |

BOX MO5

BOX MO5

NOT ON FILE

If SCOOTER flag = 1 (yes), go to MO5.
Otherwise, go to MO6.

MO5

mo2outsctr

R2 MO5 SCOOTER USED OUTSIDE

QUESTION TEXT:

SHOW CARD MO2

In the last month, when {you/SP} left {your/his/her} {home/building} to go outside, how often did {you/he/she} use {your/his/her} scooter? Would you say every time, most times, sometimes, rarely, or never?

CODES

- | | |
|---|------------|
| 1 | EVERY TIME |
| 2 | MOST TIMES |
| 3 | SOMETIMES |
| 4 | RARELY |
| 5 | NEVER |
| | REFUSED |
| | DON'T KNOW |

MO6

mo2outhlp

R2 MO6 HELP GO OUTSIDE

DISPLAY INSTRUCTIONS:

If FACILITY flag = 1 (YES), display "a staff person from the place where {you live/{he/she} {lives/lived}},".
If DECEASED flag = 1 (YES), display "of {his/her} life" and "lived".
Otherwise, display "lives" and "leave {your/his/her} {home/building} to".

QUESTION TEXT:

In the last month {of {his/her} life}, did anyone ever help {you/SP} {leave {your/his/her} {home/building} to} go outside?

IF NEEDED: This includes family, friends, {a staff person from the place where {you live/{he/she} {lives/lived}}, or someone paid to help {you/him/her}.

CODES

- | | |
|---|-----|
| 1 | YES |
| 2 | NO |

REFUSED
DON'T KNOW

BOX MO6A**BOX MO6A**NOT ON FILE

If DECEASED flag = 1 (YES) and MO6 = 2 (NO), RF, or DK, go to BOX MO12.
Else if MO6 = 2 (NO), RF, or DK, go to MO8.
Otherwise, go to MO6A.

MO6A**op2outhlp**

R2 MO6A HELPS SP GO OUTSIDE

op2relatnshp

R2 RELASHIP TO SP UPDATE AND NEW

DISPLAY INSTRUCTIONS:

Display HELPER RELATIONSHIP CODE LIST.

Display person roster with FIRST NAME, LAST NAME, and RELATIONSHIP TO SP. Allow entry for FIRST NAME, LAST NAME, and RELATIONSHIP TO SP fields.

If DECEASED flag = 1 (YES), display "lived".
Otherwise, display "lives" and "(leave {your/his/her} {home/building} to)".

If FACILITY flag = 1 (YES), display "a staff person from the place where {you live/{he/she} {lives/lived}},".

If FACILITY flag=1 (YES) or RETIREMENT COMMUNITY flag=1(YES), display SERVICE/SOMEONE FROM THE PLACE SP LIVES/DIED on the roster.

Display "first" and "last" in underlined text.

QUESTION TEXT:

Who helped {you/SP} do that ({leave {your/his/her} {home/building} to} go outside)?

IF NEEDED: This includes family, friends, {a staff person from the place where {you live/{he/she} {lives/lived}}, or someone paid to help {you/{him/her}}.

PROBE: Anyone else?

SELECT ALL THAT APPLY

IF PERSON NAMED IS NOT ON THE ROSTER, PRESS CTRL/P TO ADD A PERSON

MO6b. [What is (his/her) first name?] CONFIRM SPELLING

MO6c. [What is (his/her) last name?] CONFIRM SPELLING

MO6d. [What is (his/her) relationship to {you/SP}?] PRESS F1 FOR HELP SCREEN

CODES

- | | |
|----|-----------------|
| 2 | SPOUSE/PARTNER |
| 3 | DAUGHTER |
| 4 | SON |
| 5 | DAUGHTER-IN-LAW |
| 6 | SON-IN-LAW |
| 7 | STEPDAUGHTER |
| 8 | STEPSON |
| 9 | SISTER |
| 10 | BROTHER |
| 11 | SISTER-IN-LAW |
| 12 | BROTHER-IN-LAW |

13	MOTHER
14	STEPMOTHER
15	MOTHER-IN-LAW
16	FATHER
17	STEPFATHER
18	FATHER-IN-LAW
19	GRANDDAUGHTER
20	GRANDSON
21	NIECE
22	NEPHEW
23	AUNT
24	UNCLE
25	COUSIN
26	STEPDAUGHTER'S SON/DAUGHTER
27	STEPSON'S SON/DAUGHTER
28	DAUGHTER-IN-LAW'S SON/DAUGHTER
29	SON-IN-LAW'S SON/DAUGHTER
30	BOARDER/RENTER
31	PAID AIDE/HOUSEKEEPER/EMPLOYEE
32	ROOMMATE
33	EX-WIFE/EX-HUSBAND
34	BOYFRIEND/GIRLFRIEND
35	NEIGHBOR
36	FRIEND
37	SOMEONE/SERVICE AT THE PLACE SP LIVES/LIVED
38	CO-WORKER
39	MINISTER, PRIEST, OR OTHER CLERGY
40	PSYCHIATRIST, PSYCHOLOGIST, COUNSELOR, OR THERAPIST
91	OTHER RELATIVE
92	OTHER NONRELATIVE

PROGRAMMER INSTRUCTIONS:

For each roster selection/addition at MO6, set HELPSGOOUTSIDE flag = 1 (yes).
If DECEASED flag = 1 (YES), go to BOX MO12.

MO7

mo2outslf

R2 MO7 LEFT BY YOURSELF

DISPLAY INSTRUCTIONS:

DISPLAY "{by {yourself/himself/herself}" IN BOLD UNDERLINED TEXT

QUESTION TEXT:

SHOW CARD MO3

In the last month, when {you/SP} left {your/his/her} {home/building} to go outside, how often did {you/he/she} do this by {yourself/himself/herself}? Would you say every time, most times, sometimes, rarely, or never?

CODES

1	MOST TIMES	
2	SOMETIMES	
3	RARELY	
4	NEVER	MO9
	REFUSED	
	DON'T KNOW	

MO8**mo2outdif**

R2 MO8 HOW DIFFICULT

DISPLAY INSTRUCTIONS:

DISPLAY "by {yourself/himself/herself}" IN BOLD UNDERLINED TEXT

If MO2 = 1,2,3, or 4 (uses cane when leaving building or MO3 = 1,2,3, or 4 (uses walker when leaving building) or MO4 = 1,2,3, or 4 (uses wheelchair when leaving building) or MO5 = 1,2,3, or 4 (uses scooter when leaving building), display "when {you/SP} used {your/his/her} {cane/walker/wheelchair/scooter}".

If MO2 = 1,2,3, or 4 (uses cane when leaving building), display "cane".

If MO3 = 1,2,3, or 4 (uses walker when leaving building), display "walker".

If MO4 = 1,2,3, or 4 (uses wheelchair when leaving building), display "wheelchair".

If MO5 = 1,2,3, or 4 (uses scooter when leaving building), display "scooter".

If more than one (MO2, MO3, MO4, MO5) = 1,2,3, or 4 (used inside), insert "or" between the names of the devices.

QUESTION TEXT:

In the last month, {when {you/SP} used {your/his/her} {cane / walker / wheelchair / scooter}}, how much difficulty did {you/{he/she}} have leaving {your/his/her} {home/building} to go outside by {yourself/himself/herself}? Would you say none, a little, some, or a lot

CODES

- | | |
|---|------------|
| 1 | NONE |
| 2 | A LITTLE |
| 3 | SOME |
| 4 | A LOT |
| | REFUSED |
| | DON'T KNOW |

MO9**mo2outyrgo**

R2 MO9 HOW OFTEN LEAVE

DISPLAY INSTRUCTIONS:

DISPLAY "a year ago" IN BOLD UNDERLINED TEXT

QUESTION TEXT:

Compared to a year ago, {do you/does SP} now leave {your/his/her} {home/building} more often, less often or about the same?

CODES

- | | |
|---|----------------|
| 1 | MORE OFTEN |
| 2 | LESS OFTEN |
| 3 | ABOUT THE SAME |
| | REFUSED |
| | DON'T KNOW |

BOX MO10**BOX MO10**

NOT ON FILE

If MO6 = 2 (no help to go outside) and MO8 = 1 (no difficulty going outside by self), go to MO11PRE.

Otherwise, go to MO10.

MO10**mo2outwout**

R2 MO10 STAYED IN NO HELP

DISPLAY INSTRUCTIONS:

DISPLAY "by {yourself/himself/herself} IN BOLD UNDERLINED TEXT

If MO1 = 5 (never left building) or MO7 = 4 (never left building by self), display "no one was there to help {you/him/her} go out".

Otherwise display "{you/he/she} had difficulty going out by {yourself/himself/herself}"..

QUESTION TEXT:

In the last month, did {you/SP} ever have to stay in {your/his/her} {home/building} because {no one was there to help {you/him/her} go out/ {you/he/she} had difficulty going out by {yourself/himself/herself}}?

CODES

- | | |
|---|------------|
| 1 | YES |
| 2 | NO |
| | REFUSED |
| | DON'T KNOW |

MO11PRE

MO11PRE

NOT ON FILE

DISPLAY INSTRUCTIONS:

If STRUCTURE flag = 2 (multi-unit), display "or building".

QUESTION TEXT:

These next few questions are about getting around inside {your/SP's} home {or building}.

PRESS 1 AND ENTER TO CONTINUE

BOX MO11

BOX MO11

NOT ON FILE

If STRUCTURE flag = 2 (multi-unit), go to Mo11

Otherwise, go to BOX MO12.

MO11

mo2oftgoarea

R2 MO11 HOW OFTEN GO OTHER AREAS

DISPLAY INSTRUCTIONS:

If FACILITY flag = 1 (yes), display "{apartment/room/unit/suite/other}".

Otherwise, display "home".

QUESTION TEXT:

SHOW CARD MO1

In the last month, how often did {you /SP} leave {your/his/her} {home/{apartment/room/unit/suite/other}} to go into other areas of the building? Would you say every day, most days, some days, rarely, or never?

CODES

- | | |
|---|------------------------------|
| 1 | EVERY DAY (7 DAYS A WEEK) |
| 2 | MOST DAYS (5-6 DAYS A WEEK) |
| 3 | SOME DAYS (2-4 DAYS A WEEK) |
| 4 | RARELY (ONCE A WEEK OR LESS) |
| 5 | NEVER |
| | REFUSED |
| | DON'T KNOW |

PROGRAMMERS INSTRUCTIONS:

If MO1 = 5 (NEVER) SET DIDNTLEAVE FLAG TO 1 (YES)

BOX MO12**BOX MO12**

NOT ON FILE

If DECEASED flag = 1 (YES) and MO1 = 5 (NEVER LEFT HOME), go to MO12.

Else if DECEASED flag = 1 (YES), go to MO18.

Else if STRUCTURE flag = 2 (multi-unit) and MO1 = 5 (never leave building) and MO11 = 5 (never go to other parts of building), go to MO12.

Else if [STRUCTURE flag = 1 (single home) or STRUCTURE flag = 3 (Other)] and MO1 = 5 (never leave home), go to MO12.

Otherwise, go to BOX MO13.

MO12**mo2oflvlslepr**

R2 MO12 HOW OFTN LEAVE BEDROOM

DISPLAY INSTRUCTIONS:

If DECEASED flag = 1 (YES), display “of {his/her} life” and “slept”.

Otherwise, display “sleeps”.

QUESTION TEXT:

SHOW CARD MO1

In the last month {of {his/her} life}, how often did {you/SP} leave the room where {you sleep/{he/she} {sleeps/slept}}? Would you say every day, most days, some days, rarely, or never?

CODES

- 1 EVERY DAY (7 DAYS A WEEK)
- 2 MOST DAYS (5-6 DAYS A WEEK)
- 3 SOME DAYS (2-4 DAYS A WEEK)
- 4 RARELY (ONCE A WEEK OR LESS)
- 5 NEVER
- REFUSED
- DON'T KNOW

PROGRAMMER INSTRUCTIONS:

If MO12 = 5 (never leaves room), set each roster selection/addition at HA25, set HELPEDWITHMEALS flag = 1 (yes).

BOX MO13**BOX MO13**

NOT ON FILE

If DECEASED flag = 1 (YES), and Mo12 = 5 (NEVER), go to MO25.

Else if DECEASED = 1 (YES), go to MO18.

Else if MO12 = 5 (NEVER), go to MO23.

Else if CANE flag = 1 (YES), go to MO13. Otherwise, go to BOX MO14.

MO13**mo2insdcane**

R2 MO13 OFTEN USED CANE INSIDE

QUESTION TEXT:

SHOW CARD MO2

In the last month, when {you/SP} left {your/his/her} {home/building} to go outside, how often did

{you/he/she} use {your/his/her} cane? Would you say every time, most times, sometimes, rarely, or never?

CODES

- 1 EVERY TIME
- 2 MOST TIMES
- 3 SOMETIMES
- 4 RARELY
- 5 NEVER
- REFUSED
- DON'T KNOW

BOX MO14

BOX MO14

NOT ON FILE

If WALKER flag = 1 (yes), go to MO14.
Otherwise, go to BOX MO15.

MO14

mo2insdwalkr

R2 MO14 OFTEN USED WALKER INSIDE

QUESTION TEXT:

SHOW CARD MO2

In the last month, when {you/SP} left {your/his/her} {home/building} to go outside, how often did {you/he/she} use {your/his/her} walker? Would you say every time, most times, sometimes, rarely, or never?

CODES

- 1 EVERY TIME
- 2 MOST TIMES
- 3 SOMETIMES
- 4 RARELY
- 5 NEVER
- REFUSED
- DON'T KNOW

BOX MO15

BOX MO15

NOT ON FILE

If WHEELCHAIR HOME flag = 1 (yes), go to MO15.
Otherwise, go to BOX MO16.

MO15

mo2insdwlchr

R2 MO15 OFT USD WHEELCHAR INSIDE

DISPLAY INSTRUCTIONS:

If STRUCTURE flag = 2 (multi-unit), display "or building".

QUESTION TEXT:

SHOW CARD MO2

In the last month, when {you/SP} went around inside {your/his/her} home {or building}, how often did {you/he/she} use {your/his/her} wheelchair? Would you say every time, most times, sometimes, rarely, or never?

CODES

- | | |
|---|------------|
| 1 | EVERY TIME |
| 2 | MOST TIMES |
| 3 | SOMETIMES |
| 4 | RARELY |
| 5 | NEVER |
| | REFUSED |
| | DON'T KNOW |

BOX MO16**BOX MO16**

NOT ON FILE

If SCOOTER HOME flag = 1 (yes), go to MO16.
Otherwise, go to MO17.

MO16**mo2insdsctr**

R2 MO16 OFTEN USE SCOOTER INSIDE

DISPLAY INSTRUCTIONS:

If STRUCTURE flag = 2 (multi-unit), display "or building".

QUESTION TEXT:

SHOW CARD MO2

In the last month, when {you/SP} went around inside {your/his/her} home {or building}, how often did {you/he/she} use {your/his/her} scooter? Would you say every time, most times, sometimes, rarely, or never?

CODES

- | | |
|---|------------|
| 1 | EVERY TIME |
| 2 | MOST TIMES |
| 3 | SOMETIMES |
| 4 | RARELY |
| 5 | NEVER |
| | REFUSED |
| | DON'T KNOW |

MO17**mo2oftholdwl**

R2 MO17 OFTEN HOLD WALLS INSIDE

DISPLAY INSTRUCTIONS:

If STRUCTURE flag = 2 (multi-unit), display "or building".

QUESTION TEXT:

SHOW CARD MO2

In the last month, when {you/SP} went around inside {your/his/her} home {or building}, how often did {you/he/she} hold onto walls or furniture? Would you say every time, most times, sometimes, rarely, or never?

CODES

- | | |
|---|------------|
| 1 | EVERY TIME |
| 2 | MOST TIMES |
| 3 | SOMETIMES |
| 4 | RARELY |

5 NEVER
REFUSED
DON'T KNOW

MO18	mo2insdhlp	R2 MO18 GOT HELP INSIDE
-------------	-------------------	-------------------------

DISPLAY INSTRUCTIONS:

If DECEASED flag = 1 (YES), display "of {his/her} life" and "lived".
Otherwise, display "lives" and "{your/his/her} home {or building}".

If STRUCTURE flag = 2 (multi-unit), display "or building".

If FACILITY flag = 1 (YES), display "a staff person from the place where {you live/{he/she} {lives/lived},".

QUESTION TEXT:

In the last month {of {his/her} life}, did anyone ever help {you/SP} get around inside {{your/his/her} home {or building}}?
IF NEEDED: This includes family, friends, {a staff person from the place where {you live/{he/she} {lives/lived}},
or someone paid to help {you/{him/her}}.

CODES

1	YES
2	NO
	REFUSED
	DON'T KNOW

BOX MO19A	BOX MO19A	NOT ON FILE
------------------	------------------	-------------

If DECEASED flag = 1 (YES) and MO18 = 2 (NO), RF, or DK, go to MO25.
Else if MO18 = 2 (NO), RF, or DK, go to MO21.
Otherwise, go to MO19A.

MO19A	op2insdhlp	R2 MO19A HELPS SP INSIDE HOUSE
	op2relatnshp	R2 RELASHIP TO SP UPDATE AND NEW

DISPLAY INSTRUCTIONS:

Display HELPER RELATIONSHIP CODE LIST.

If DECEASED flag = 1 (YES), display "lived".
Otherwise, display "lives" and "{your/SP's} home {or building}".

If FACILITY flag = 1 (YES), display "a staff person from the place where {you live/{he/she} {lives/lived},".

If STRUCTURE flag = 2 (multi-unit), display "or building".

Display person roster with FIRST NAME, LAST NAME, and RELATIONSHIP TO SP. Allow entry for FIRST NAME, LAST NAME, and RELATIONSHIP TO SP fields.

If FACILITY flag=1(YES) or RETIREMENT COMMUNITY flag=1(YES), display SERVICE/SOMEONE FROM THE PLACE SP LIVES/DIED on the person roster.

Display "first" and "last" in underlined text

QUESTION TEXT:

Who helped with that (getting around inside {{your/SP's} home {or building}})?

IF NEEDED: This includes family, friends, {a staff person from the place where {you live/{he/she} {lives/lived}},}
or someone paid to help {you/{him/her}}.

PROBE: Anyone else?

SELECT ALL THAT APPLY

IF PERSON NAMED IS NOT ON THE ROSTER, PRESS CTRL/P TO ADD A PERSON

MO19b. [What is (his/her) first name?] CONFIRM SPELLING

MO19c. [What is (his/her) last name?] CONFIRM SPELLING

MO19d. [What is {his/her} relationship to {you/SP}?] PRESS F1 FOR HELP SCREEN

CODES

- | | |
|----|---------------------------------------------|
| 2 | SPOUSE/PARTNER |
| 3 | DAUGHTER |
| 4 | SON |
| 5 | DAUGHTER-IN-LAW |
| 6 | SON-IN-LAW |
| 7 | STEPDAUGHTER |
| 8 | STEPSON |
| 9 | SISTER |
| 10 | BROTHER |
| 11 | SISTER-IN-LAW |
| 12 | BROTHER-IN-LAW |
| 13 | MOTHER |
| 14 | STEPMOTHER |
| 15 | MOTHER-IN-LAW |
| 16 | FATHER |
| 17 | STEPFATHER |
| 18 | FATHER-IN-LAW |
| 19 | GRANDDAUGHTER |
| 20 | GRANDSON |
| 21 | NIECE |
| 22 | NEPHEW |
| 23 | AUNT |
| 24 | UNCLE |
| 25 | COUSIN |
| 26 | STEPDAUGHTER'S SON/DAUGHTER |
| 27 | STEPSON'S SON/DAUGHTER |
| 28 | DAUGHTER-IN-LAW'S SON/DAUGHTER |
| 29 | SON-IN-LAW'S SON/DAUGHTER |
| 30 | BOARDER/RENTER |
| 31 | PAID AIDE/HOUSEKEEPER/EMPLOYEE |
| 32 | ROOMMATE |
| 33 | EX-WIFE/EX-HUSBAND |
| 34 | BOYFRIEND/GIRLFRIEND |
| 35 | NEIGHBOR |
| 36 | FRIEND |
| 37 | SOMEONE/SERVICE AT THE PLACE SP LIVES/LIVED |
| 38 | CO-WORKER |
| 39 | MINISTER, PRIEST, OR OTHER CLERGY |

40	PSYCHIATRIST, PSYCHOLOGIST, COUNSELOR, OR THERAPIST
91	OTHER RELATIVE
92	OTHER NONRELATIVE

PROGRAMMER INSTRUCTIONS:

For each roster selection/addition at MO19, set HELPSAROUNDINSIDE flag = 1 (yes).

BOX MO20

BOX MO20

NOT ON FILE

If DECEASED FLAG=1 (YES), go to MO25.
Otherwise, go to MO20.

MO20

mo2insdslf

R2 MO20 HOW OFTEN BY YOURSELF

DISPLAY INSTRUCTIONS:

DISPLAY "by {yourself/himself/herself}" IN BOLD UNDERLINED TEXT

If STRUCTURE flag = 2 (multi-unit), display "or building,".
Otherwise, display only the comma after "home"

QUESTION TEXT:

SHOW CARD MO3

In the last month, when {you/SP} went around inside {your/his/her} home {,/or building,} how often did {you/he/she} do this by {yourself/himself/herself}? Would you say most times, sometimes, rarely, or never?

CODES

1	EVERY TIME	
2	MOST TIMES	
3	SOMETIMES	
4	RARELY	
	NEVER	MO22
	REFUSED	
	DON'T KNOW	

MO21

mo2insddif

R2 MO21 HOW DIFF GET ARD W DEVCE

DISPLAY INSTRUCTIONS:

DISPLAY "by {yourself/himself/herself}" IN BOLD UNDERLINED TEXT

If MO13 = 1,2,3, or 4 (used cane inside) or MO14 = 1,2,3, or 4 (used walker inside) or MO15 = 1,2,3, or 4 (used wheelchair inside) or MO16 = 1,2,3, or 4 (used scooter inside), display "when {you/SP} used {your/his/her} {cane/walker/wheelchair/scooter}".

If MO13 = 1,2,3, or 4 (used cane inside), display "cane".

If MO14 = 1,2,3, or 4 (used walker inside), display "walker".

If MO15 = 1,2,3, or 4 (used wheelchair inside), display "wheelchair".

If MO16 = 1,2,3, or 4 (used scooter inside), display "scooter".

If more than one (MO13,, MO14, MO15, MO16) = 1,2,3, or 4 (used inside), insert "or" between the names of the devices.

If STRUCTURE flag = 2 (multi-unit), display "or building".

QUESTION TEXT:

In the last month, {when {you/SP} used {your/his/her}{cane/walker/wheelchair/scooter},} how much difficulty did {you/SP} have getting around inside {your/his/her} home {or building} by {yourself/himself/herself}? Would you say none, a little, some, or a lot?

CODES

- | | |
|---|------------|
| 1 | NONE |
| 2 | A LITTLE |
| 3 | SOME |
| 4 | A LOT |
| | REFUSED |
| | DON'T KNOW |

MO22**mo2insdyrgo**

R2 MO22 HOW OFTEN COMPRED YR AGO

DISPLAY INSTRUCTIONS:

If STRUCTURE flag = 2 (multi-unit), display "or building".

DISPLAY "a year ago" IN BOLD UNDERLINED TEXT

QUESTION TEXT:

Compared to a year ago, {do you/does SP} now leave {your/his/her} {home/building} more often, less often or about the same?

CODES

- | | |
|---|----------------|
| 1 | MORE OFTEN |
| 2 | LESS OFTEN |
| 3 | ABOUT THE SAME |
| | REFUSED |
| | DON'T KNOW |

BOX MO23**BOX MO23**

NOT ON FILE

If MO18 = 2 (did not get help getting around inside) and MO21= 1 (no difficulty getting around inside), go to MO24PRE.
Otherwise, go to MO23.

MO23**mo2insdwout**

R2 MO23 PLACES INSIDE DID NOT GO

DISPLAY INSTRUCTIONS:

DISPLAY "by {yourself/himself/herself}" IN BOLD UNDERLINED TEXT

If STRUCTURE flag = 2 (multi-unit), display "or building".

If MO20 = 4 (never went around inside by self) or MO12 = 5 (never left room where slept), display "no one was there to help {you/him/her}".

Otherwise display "it was too difficult to go there by {yourself/himself/herself}".

QUESTION TEXT:

In the last month, were there any places in {your/SP's} home {or building} that {you/he/she} did not go because {no one was there to help {you/him/her}/it was too difficult to go there by {yourself/himself/herself}}?

CODES

- | | |
|---|------------|
| 1 | YES |
| 2 | NO |
| | REFUSED |
| | DON'T KNOW |

MO24PRE**MO24PRE**

NOT ON FILE

QUESTION TEXT:

These next few questions are about getting in and out of bed.

PRESS 1 AND ENTER TO CONTINUE

BOX MO24**BOX MO24**

NOT ON FILE

If CANE flag = 1 (yes) or WALKER flag = 1 (yes), go to MO24.
Otherwise, go to MO25.

MO24**mo2beddev**

R2 MO24 OUT OF BED USED DEVICE

DISPLAY INSTRUCTIONS:

If CANE flag = 1 (yes) and WALKER flag is null, display "cane".
If CANE flag = 1 (yes) and WALKER flag = 1 (yes), display "cane or walker".
If CANE flag is null and WALKER flag = 1 (yes), display "walker".

QUESTION TEXT:

SHOW CARD MO2

In the last month, when {you/SP} got out of bed, how often did {you/he/she} use {your/his/her} {cane / walker / cane or walker} to help? Would you say every time, most times, sometimes, rarely, or never?

CODES

- | | |
|---|------------|
| 1 | EVERY TIME |
| 2 | MOST TIMES |
| 3 | SOMETIMES |
| 4 | RARELY |
| 5 | NEVER |
| | REFUSED |
| | DON'T KNOW |

MO25**mo2bedhlp**

R2 MO25 GOT HELP OUT OF BED

DISPLAY INSTRUCTIONS:

If FACILITY flag = 1 (yes), display "a staff person from the place where {you live/{he/she} {lives/lived}},".

If DECEASED flag = 1 (YES), display "of {his/her} life" and "lived".
Otherwise, display "lives".

QUESTION TEXT:

In the last month {of {his/her} life}, did anyone ever help {you/SP} get out of bed?

IF NEEDED: This includes family, friends, {a staff person from the place where {you live/{he/she} {lives/lived}}}, or someone paid to help {you/him/her}

CODES

- | | |
|---|------------|
| 1 | YES |
| 2 | NO |
| | REFUSED |
| | DON'T KNOW |

BOX MO25A

BOX MO25A

NOT ON FILE

If DECEASED flag = 1 (YES) and MO25 = 2 (NO), RF, or DK, go to Section DM - Duration of Mobility Accommodations.

Else if MO25 = 2 (NO), RF, or DK, go to MO27.
Otherwise, go to MO25A.

MO25A

op2bedhlp

R2 MO25A HELPS SP OUT OF BED

op2relatnshp

R2 RELASHIP TO SP UPDATE AND NEW

DISPLAY INSTRUCTIONS:

Display HELPER RELATIONSHIP CODES.

Display PERSON ROSTER with FIRST NAME, LAST NAME, and RELATIONSHIP TO SP. Allow entry for FIRST NAME, LAST NAME, and RELATIONSHIP TO SP fields.

If FACILITY flag=1(YES) or RETIREMENT COMMUNITY flag=1(YES), display SERVICE/SOMEONE FROM THE PLACE SP LIVES/DIED on the PERSON ROSTER.

Display "first" and "last" in underlined text

QUESTION TEXT:

Who helped {you/SP} do that (get out of bed)?
PROBE: Anyone else?

SELECT ALL THAT APPLY

IF PERSON NAMED IS NOT ON THE ROSTER, PRESS CTRL/P TO ADD A PERSON.

MO25b. [What is (his/her) first name?] CONFIRM SPELLING

MO25c. [What is (his/her) last name?] CONFIRM SPELLING

MO25d. [What is (his/her) relationship to {you/SP}?] PRESS F1 FOR HELP SCREEN

CODES

- | | |
|---|-----------------|
| 2 | SPOUSE/PARTNER |
| 3 | DAUGHTER |
| 4 | SON |
| 5 | DAUGHTER-IN-LAW |
| 6 | SON-IN-LAW |
| 7 | STEPDAUGHTER |
| 8 | STEPSON |

9	SISTER
10	BROTHER
11	SISTER-IN-LAW
12	BROTHER-IN-LAW
13	MOTHER
14	STEPMOTHER
15	MOTHER-IN-LAW
16	FATHER
17	STEPFATHER
18	FATHER-IN-LAW
19	GRANDDAUGHTER
20	GRANDSON
21	NIECE
22	NEPHEW
23	AUNT
24	UNCLE
25	COUSIN
26	STEPDAUGHTER'S SON/DAUGHTER
27	STEPSON'S SON/DAUGHTER
28	DAUGHTER-IN-LAW'S SON/DAUGHTER
29	SON-IN-LAW'S SON/DAUGHTER
30	BOARDER/RENTER
31	PAID AIDE/HOUSEKEEPER/EMPLOYEE
32	ROOMMATE
33	EX-WIFE/EX-HUSBAND
34	BOYFRIEND/GIRLFRIEND
35	NEIGHBOR
36	FRIEND
37	SOMEONE/SERVICE AT THE PLACE SP LIVES/LIVED
38	CO-WORKER
39	MINISTER, PRIEST, OR OTHER CLERGY
40	PSYCHIATRIST, PSYCHOLOGIST, COUNSELOR, OR THERAPIST
91	OTHER RELATIVE
92	OTHER NONRELATIVE

PROGRAMMER INSTRUCTIONS:

For each roster selection/addition at MO25, set HELPSOUTOFBED flag = 1 (yes).

BOX MO26

BOX MO26

NOT ON FILE

If DECEASED flag = 1 (YES), go to Section DM - Duration of Mobility Accommodations.

Otherwise, go to MO26.

MO26

mo2bedslf

R2 MO26 OFT GOT OUT BED BY SLF

DISPLAY INSTRUCTIONS:

DISPLAY "by {yourself/himself/herself}" IN BOLD UNDERLINED TEXT

QUESTION TEXT:

SHOW CARD MO3

In the last month, when {you/SP} got out of bed, how often did {you/he/she} do this by {yourself/himself/herself}? Would you say most times, sometimes, rarely, or never?

CODES

- | | | |
|---|------------|------|
| 1 | MOST TIMES | |
| 2 | SOMETIMES | |
| 3 | RARELY | |
| 4 | NEVER | MO28 |
| 5 | REFUSED | |
| | DON'T KNOW | |

MO27

mo2beddif

R2 MO27 DIFF GET OUT BED BY SELF

DISPLAY INSTRUCTIONS:

DISPLAY "by {yourself/himself/herself}" IN BOLD UNDERLINED TEXT

If MO24 = 1,2,3, or 4 (used cane or walker to get out of bed), display "when {you/SP} used {your/his/her} {cane/walker/cane or walker}".

If CANE flag = 1 (yes) and WALKER flag is null, display "cane".

If CANE flag = 1 (yes) and WALKER flag = 1 (yes), display "cane or walker".

If CANE flag is null and WALKER flag = 1 (yes), display "walker".

QUESTION TEXT:

In the last month, {when {you/SP} used {your/his/her} {cane/walker/cane or walker}} how much difficulty did {you/he/she} have getting out of bed by {yourself/himself/herself}? Would you say none, a little, some, or a lot?

CODES

- | | |
|---|------------|
| 1 | NONE |
| 2 | A LITTLE |
| 3 | SOME |
| 4 | A LOT |
| | REFUSED |
| | DON'T KNOW |

BOX MO28

BOX MO28

NOT ON FILE

If MO25 = 2 (no help getting out of bed) and MO27 = 1 (no difficulty getting out of bed), go to Section DM, Duration of Mobility Accommodations.

Otherwise, go to MO28

MO28

mo2bedwout

R2 MO28 OFTEN HAD TO STAY IN BED

DISPLAY INSTRUCTIONS:

DISPLAY "by {yourself/himself/herself}" IN BOLD UNDERLINED TEXT

If MO26 = 4 (never got out of bed by self), display "no one was there to help {you/him/her}".

Otherwise display "it was too difficult to get out of bed by {yourself/himself/herself}".

QUESTION TEXT:

In the last month, did {you/SP} ever have to stay in bed because {no one was there to help

{you/him/her}/it was too difficult to get out of bed by {yourself/himself/herself}}?

CODES

- 1 YES
- 2 NO
- REFUSED
- DON'T KNOW

Derived Variables from Items in MO Section

mo2doutsfdf	R2 D EFFORT TO GO OUTSIDE SELF
mo2doutdevi	R2 D GO OUTSIDE USING DEVICES
mo2douthelp	R2 D GO OUTSIDE USING HELP
mo2dinsdsfdf	R2 D MOVE INSIDE SELF
mo2dinsddevi	R2 D MOVE INSIDE WITH DEVICES
mo2dinsdhelp	R2 D MOVE INSIDE WITH HELP
mo2dbedsfdf	R2 D GET OUT OF BED
mo2dbeddevi	R2 D DEVICE USE 2 GET OUT OF BED
mo2dbedhelp	R2 D HELP TO GET OUT OF BED

Flag Variables Set in MO Section

fl2didntleav	R2 F MO SP DID NOT LEAVE HOME
fl2ntlvrmslp	R2 F MO SP DID NOT LEAVE BEDROOM

NHATS Round 2

Section DM [DURATION OF MOBILITY ACCOMMODATIONS]

Sequence: 19

BOX DM1

BOX DM1

NOT ON FILE

If DECEASED flag=1 (YES) and [Month of Death=LAST INT interview month or the month after the LAST INT interview month (LAST INT interview month+1) or Month of Death=DK or RF], go to Section SC – Self-Care Activities.

Else if [LAST INT MO6, MO18, and MO25=2 (NO), RF, or DK] and [CURRENT INT MO6, MO18, or MO25 = 1 (YES)], go to DM3C.

Else if [LAST INT MO6, MO18, or MO25 = 1 (YES)] and [CURRENT INT MO6, MO18, and MO25 = 2 (NO), RF, OR DK], GO TO DM3D.

Else if [LAST INT MO6, MO18, OR MO25 = 1 (YES)] and [CURRENT INT MO6, MO18, OR MO25 = 1 (YES)], go to DM3E.

Otherwise, go to DM1.

DM1

dm2helpmobil

R2 DM1 GET HELP WITH MOBILITY

DISPLAY INSTRUCTIONS:

IF DECEASED flag = 1 (YES), display "Between" and "and {MONTH AND YEAR OF DEATH}" and "inside, or going outside".

Otherwise, display "Since" and "{your/his/her} home {or building}, or {leaving {your/his/her} home/leaving {your/his/her} building}".

If STRUCTURE flag = 2 (MULTI-UNIT), display “or building”, and “leaving {your/his/her} building”. Otherwise, display “leaving {your/his/her} home”.

Display "year" in bold underlined text

QUESTION TEXT:

{Between/Since} {LAST INT MONTH AND YEAR} {and {MONTH AND YEAR OF DEATH}}, did {you/SP} ever get help with getting out of bed, getting around {inside, or going outside} {your/his/her} home {or building}, or {leaving {your/his/her} home/leaving {your/his/her} building}?

CODES

1	YES	
2	NO	BOX DM4
	REFUSED	BOX DM4
	DON'T KNOW	BOX DM4

DM3C

dm2helpstmo

R2 DM3C MONTH MOBIL HELP STARTED

DISPLAY INSTRUCTIONS:

If DECEASED flag = 1 (YES), display "of {his/her} life".

If DM1 = 1 (YES), do not display the first sentence and display “any of these activities”.

Otherwise, display question intro according to the following instructions:

If CURRENT INT MO25 = 1 (YES), display "getting out of bed".

If CURRENT INT MO18 = 1 (YES) and DECEASED flag = 1 (YES), display "getting around inside". Otherwise if

CURRENT INT MO18 = 1 (YES), display "getting around {your/his/her} home {or building}".
 If CURRENT INT MO6 = 1 (YES) and DECEASED flag = 1 (YES), display "going outside". Otherwise if CURRENT INT MO6 = 1 (YES), display "leaving {your/his/her} home/leaving {your/his/her} building".

If more than one activity displayed, display "and" between each one, and "any of these activities".
 Otherwise, if only one activity displayed, display "that".

If STRUCTURE flag = 2 (MULTI-UNIT), display "or building", and "leaving {your/his/her} building".

Display "first" in bold underlined text

QUESTION TEXT:

{In the last month {of {his/her} life} {you/SP} got help with {getting out of bed} {{getting around {your/his/her} home {or building}}/ {{leaving {your/his/her} home/leaving {your/his/her} building }} {{getting around inside} {going outside}}, and at the time of the last interview in {LAST INT MONTH AND YEAR}, {you were/SP was} not getting this help.}

In what month since {LAST INT MONTH AND YEAR}, did {you/SP} first get help with {that/any of these activities}?

CODES

1	JANUARY	
2	FEBRUARY	
3	MARCH	
4	APRIL	
5	MAY	
6	JUNE	
7	JULY	
8	AUGUST	
9	SEPTEMBER	
10	OCTOBER	
11	NOVEMBER	
12	DECEMBER	
90	LAST INTERVIEW INFORMATION INCORRECT	BOX DM4
	REFUSED	BOX DM3D
	DON'T KNOW	BOX DM3D

DM3C1

dm2helpstyr

R2 DM3C1 YEAR MOBIL HELP STARTED

QUESTION TEXT:

Was that {MONTH FROM DM3C} 2011 or {MONTH FROM DM3C} 2012?

CODES

1	2011
2	2012

BOX DM3D

BOX DM3D

NOT ON FILE

If [LAST INT MO6, MO18, and MO25 = 2 (NO), RF, or DK] and [CURRENT INT MO6, MO18, or MO25 = 1 (YES)], go to BOX DM4.

Otherwise, go to DM3D.

DM3D

dm2helpendmo

R2 DM3D MONTH MOBIL HELP ENDED

DISPLAY INSTRUCTIONS:

If DECEASED flag = 1 (YES), display "of {his/her} life".

If DM1 = 1 (YES), do not display the first sentence and display "any of these activities".

Otherwise display question intro according to the following instructions:

If LAST INT MO25 = 1 (YES), display "getting out of bed".

If LAST INT MO18 = 1 (YES) and DECEASED flag = 1 (YES), display "getting around inside". Otherwise if LAST INT MO18 = 1 (YES), display "getting around {your/his/her} home {or building}".

If LAST INT MO6 = 1 (YES) and DECEASED flag = 1 (YES), display "going outside". Otherwise if LAST INT MO6 = 1 (YES), display "leaving {your/his/her} home/leaving {your/his/her} building".

If more than one activity displayed, display "and" between each one and "any of these activities". Otherwise, if only one activity displayed, display "that".

If STRUCTURE flag = 2 (MULTI-UNIT), display "or building", and "leaving {your/his/her} building".

Display "last" in the phrase "last get help" in bold underlined text.

QUESTION TEXT:

{At the time of the last interview in {LAST INT MONTH AND YEAR}, {you/SP} got help with {getting out of bed} {{getting around {your/his/her} home {or building}} {{leaving {your/his/her} home/leaving {your/his/her} building}}/{getting around inside} {going outside}}, and in the last month {of {his/her} life} {you were/SP was} not getting this help.}

In what month since {LAST INT MONTH AND YEAR}, did {you/SP} last get help with {that/any of these activities}?

CODES

1	JANUARY	
2	FEBRUARY	
3	MARCH	
4	APRIL	
5	MAY	
6	JUNE	
7	JULY	
8	AUGUST	
9	SEPTEMBER	
10	OCTOBER	
11	NOVEMBER	
12	DECEMBER	
90	LAST INTERVIEW INFORMATION INCORRECT	BOX DM4
	REFUSED	BOX DM4
	DON'T KNOW	BOX DM4

DM3D1

dm2helpendyr

R2 DM3D1 YEAR MOBIL HELP ENDED

QUESTION TEXT:

Was that {MONTH FROM DM3D} 2011 or {MONTH FROM DM3D} 2012?

CODES

1	2011
2	2012

PROGRAMMER INSTRUCTIONS:

Go to BOX DM4.

DM3E**dm2nohelp**

R2 DM3E NO MOBIL HELP MTH PLUS

DISPLAY INSTRUCTIONS:

If DECEASED flag = 1 (YES), display "of {his/her} life" and "Between {LAST INT MONTH AND YEAR} and {MONTH AND YEAR DIED}."

Otherwise, display "Since {LAST INT MONTH AND YEAR}."

If LAST INT MO25 = 1 (YES), display "getting out of bed".

If LAST INT MO18 = 1 (YES), and DECEASED flag = 1 (YES), display "getting around inside". Otherwise if LAST INT MO18 = 1 (YES), display "getting around {your/his/her} home {or building}."

If LAST INT MO6 = 1 (YES) and DECEASED flag = 1 (YES), display "going outside". Otherwise if LAST INT MO6 = 1 (YES), display "leaving {your/his/her} home/leaving {your/his/her} building".

If more than one activity displayed, display "and" between each one.

If STRUCTURE flag = 2 (MULT-UNIT), display "or building" and "leaving {your/his/her} building".

QUESTION TEXT:

In the last month {of his/her} life {you/SP} got help with {getting out of bed} {{getting around {your/his/her} home {or building}} {leaving {your/his/her} home/leaving {your/his/her} building}} {{getting around inside} {going outside}}, and at the time of the last interview in {LAST INT MONTH AND YEAR} {you were/{he/she} was} also getting help like this.

{Between {LAST INT MONTH AND YEAR} and {MONTH AND YEAR DIED}/Since {LAST INT MONTH AND YEAR}}, did {you/he/she} go without help like this for a month or more?

CODES

1	YES	
2	NO	BOX DM4
90	LAST INTERVIEW INFORMATION INCORRECT	BOX DM4
	REFUSED	BOX DM4
	DON'T KNOW	BOX DM4

DM3F**dm2nohelpmos**

R2 DM3F MONTHS OF NO MOBIL HELP

QUESTION TEXT:

For about how many months altogether did {you/SP} go without help like this?

ENTER NUMBER

Range	1 to 24
REFUSED	
DON'T KNOW	

BOX DM4**BOX DM4**

NOT ON FILE

If [LAST INT CANE flag, WALKER flag, WHEELCHAIR flag, and SCOOTER flag <> 1 (YES)] and [CURRENT INT CANE flag, WALKER flag, WHEELCHAIR flag, or SCOOTER flag = 1 (YES)], go to DM6C.

If [LAST INT CANE flag, WALKER flag, WHEELCHAIR flag or SCOOTER flag = 1 (YES)], and [CURRENT INT CANE flag, WALKER flag, WHEELCHAIR flag, and SCOOTER flag <> 1 (YES)], go to DM6D.

If [LAST INT CANE flag, WALKER flag, WHEELCHAIR flag, or SCOOTER flag = 1 (YES)] and [CURRENT INT CANE flag, WALKER flag, WHEELCHAIR flag, or SCOOTER flag = 1 (YES)], go to DM6E.

Otherwise, go to DM4.

DM4**dm2lstycane**

R2 DM4 IN LST YR USE CANE WALKER

DISPLAY INSTRUCTIONS:

If DECEASED flag = 1 (YES), display "Between" and "and {MONTH AND YEAR OF DEATH}".

Otherwise, display "Since".

QUESTION TEXT:

{Between/Since} {LAST INT MONTH AND YEAR} {and {MONTH and YEAR of DEATH}}, did {you/SP} ever use a cane, walker, wheelchair, or scooter?

CODES

1	YES	
2	NO	BOX DM7
	REFUSED	BOX DM7
	DON'T KNOW	BOX DM7

DM6C**dm2devstmo**

R2 DM6C MONTH DEVICE USE STARTED

DISPLAY INSTRUCTIONS:

If DECEASED flag = 1 (YES), display "of {his/her} life".

If DM4 = 1 (YES), do not display first sentence and display "any of these devices".

Otherwise, display question text according to the following directions:

If CURRENT INT CANE flag = 1 (YES), display "a cane".

If CURRENT INT WALKER flag = 1 (YES), display "a walker".

If CURRENT INT WHEELCHAIR flag = 1 (YES), display "a wheelchair".

If CURRENT INT SCOOTER flag = 1 (YES), display "a scooter".

If more than one device displayed, display "and" between each one and "these devices." Otherwise, if only one device displayed, display "this device".

If more than one device displayed, display "any of these devices". Otherwise, if only one device displayed, display name of device.

Display "first" in bold underlined text.

QUESTION TEXT:

{In the last month {of {his/her} life}, {you/SP} used {a cane} {a walker} {a wheelchair} {a scooter} and at the time of the last interview in {LAST INT MONTH AND YEAR}, {you were/SP was} not using {this device/these devices}.}

In what month since {LAST INT MONTH AND YEAR} did {you/SP} first use {{a cane/a walker/ a wheelchair/ a scooter}/any of these devices}?

CODES

1	JANUARY
2	FEBRUARY
3	MARCH
4	APRIL
5	MAY
6	JUNE
7	JULY
8	AUGUST
9	SEPTEMBER

10	OCTOBER	
11	NOVEMBER	
12	DECEMBER	
90	LAST INTERVIEW INFORMATION INCORRECT	BOX DM7
	REFUSED	BOX DM6D
	DON'T KNOW	BOX DM6D

DM6C1 **dm2devstyr** R2 DM6C1 YEAR DEVICE USE STARTED

QUESTION TEXT:

Was that {MONTH FROM DM6C} 2011 or {MONTH FROM DM6C} 2012?

CODES

1	2011
2	2012

BOX DM6D **BOX DM6D** NOT ON FILE

If [LAST INT CANE flag, WALKER flag, WHEELCHAIR flag, and SCOOTER flag <> 1 (YES)] and [CURRENT INT CANE flag, WALKER flag, WHEELCHAIR flag, or SCOOTER flag = 1 (YES)], go to BOX DM7.

Otherwise, go to DM6D.

DM6D **dm2devendmo** R2 DM6D MONTH DEVICE USE ENDED

DISPLAY INSTRUCTIONS:

If DECEASED flag = 1 (YES), display "of {his/her} life".

If DM4 = 1 (YES), do not display first sentence and display "any of these devices".

Otherwise display question intro according to the following instructions:

If LAST INT CANE flag = 1 (YES), display "a cane".

If LAST INT WALKER flag = 1 (YES), display "a walker".

If LAST INT WHEELCHAIR flag = 1 (YES), display "a wheelchair". If LAST INT SCOOTER flag = 1 (YES), display "a scooter".

If more than one device displayed, display "and" between each one and "any of these devices".

Otherwise, if only one device displayed, display "this device".

Display "last" in the phrase "last use" in bold underlined text.

QUESTION TEXT:

{At the time of the last interview in {LAST INT MONTH AND YEAR}, {you/SP} used {a cane} {a walker} {a wheelchair} {a scooter} and in the last month {of {his/her} life}, {you were/SP was} not using {this device/any of these devices}.

In what month since {LAST INT MONTH AND YEAR} did {you/SP} last use {this device/any of these devices}?

CODES

1	JANUARY
2	FEBRUARY
3	MARCH
4	APRIL
5	MAY
6	JUNE

7	JULY	
8	AUGUST	
9	SEPTEMBER	
10	OCTOBER	
11	NOVEMBER	
12	DECEMBER	
90	LAST INTERVIEW INFORMATION INCORRECT	BOX DM7
	REFUSED	BOX DM7
	DON'T KNOW	BOX DM7

DM6D1

dm2devendyr

R2 DM6D1 YEAR DEVICE USE ENDED

QUESTION TEXT:

Was that {MONTH FROM DM6D} 2011 or {MONTH FROM DM6D} 2012?

CODES

1	2011
2	2012

PROGRAMMER INSTRUCTIONS:

Go to BOX DM7.

DM6E

dm2nodev

R2 DM6E NO DEVICE MONTH PLUS

DISPLAY INSTRUCTIONS:

If DECEASED flag = 1 (YES), display "of {his/her} life".

For both sentences:

If more than one device displayed, display "and" between each one.

First sentence fill:

If CURRENT INT CANE flag = 1 (YES), display "a cane".

If CURRENT INT WALKER flag = 1 (YES), display "a walker".

If CURRENT INT WHEELCHAIR flag = 1 (YES), display a "wheelchair".

If CURRENT INT SCOOTER flag = 1 (YES), display "a scooter".

Second sentence fill:

If LAST INT CANE flag = 1 (YES), display "a cane".

If LAST INT WALKER flag = 1 (YES), display "a walker".

If LAST INT WHEELCHAIR flag = 1 (YES), display "a wheelchair".

If LAST INT SCOOTER flag = 1 (YES), display "a scooter."

QUESTION TEXT:

In the last month {of {his/her} life}, {you/SP} used {a cane} {a walker} {a wheelchair} {a scooter}. At the time of the last interview in {LAST INT MONTH AND YEAR}, {you were/{he/she} was} using {a cane} {a walker} {a wheelchair} {a scooter}.

Since {LAST INT MONTH AND YEAR}, did {you/SP} go without using any devices for a month or more?

CODES

1	YES	
2	NO	BOX DM7
90	LAST INTERVIEW INFORMATION INCORRECT	BOX DM7
	REFUSED	BOX DM7
	DON'T KNOW	BOX DM7

DM6F**dm2nodevmos**

R2 DM6F MONTHS OF NO DEVICE

QUESTION TEXT:

For about how many months altogether did {you/SP} go without devices?

ENTER NUMBER

Range

1 to 24

REFUSED

DON'T KNOW

BOX DM7**BOX DM7**

NOT ON FILE

If DECEASED flag = 1 (YES), go to Section SC - Self-Care Activities.

Otherwise, go to Section DT - Driving and Transportation.

Derived Variables from Items in DM Section

dmds2dintvl	R2 D MTHS FROM LAST INT TO CURR INT OR DEATH
dm2dmohlp	R2 D MONTHS OF MOBILITY HELP
dm2dmodev	R2 D MONTHS OF MOBILITY DEVICE HELP
dm2dmohlpgr	R2 D MOBILITY HELP GROUP
dm2dmodevgr	R2 D MOBILITY DEVICE GROUP
dm2flag	R2 D SPECIAL CASES DM SECTION ROUTE

NHATS Round 2

Section DT [DRIVING AND TRANSPORTATION]

Sequence: 20

BOX DT1PRE

BOX DT1PRE

NOT ON FILE

If R1 NEVERDROVE flag = 1 (YES) and if DIDN'T LEAVE flag = 1 (YES), go to Section HA - Household Activities.

Otherwise, go to DT1PRE.

DT1PRE

DT1PRE

NOT ON FILE

QUESTION TEXT:

The next few questions are about how {you get/SP gets} places.

PRESS 1 AND ENTER TO CONTINUE.

BOX DT1A

BOX DT1A

NOT ON FILE

If R1 NEVERDROVE flag = 1 (YES) or CURRENT INT BLIND flag = 1 (YES), go to DT4.

Otherwise, go to DT1A.

DT1A

dt2driveyr

R2 DT1A DRIVE IN LAST YEAR

QUESTION TEXT:

Since the time of the last interview in {LAST INT MONTH AND YEAR} did {you/SP}} ever drive {yourself/himself/herself} places?

CODES

1	YES	
2	NO/NO LONGER DRIVE	DT4
	REFUSED	DT4
	DON'T KNOW	DT4

PROGRAMMER INSTRUCTIONS:

If DT1A = 1 (YES), set DROVEINLASTYEAR flag = 1 (YES).

DT1

dt2oftedrive

R2 DT1 HOW OFTEN DRIVE PLACES

DISPLAY INSTRUCTIONS:

DISPLAY TEXT "In the last month" IN BOLD UNDERLINED TEXT

QUESTION TEXT:

SHOWCARD DT1

In the last month, how often did {you/SP} drive {yourself/himself/herself} places? Would you say every day, most days, some days, rarely, or never?.

CODES

1	EVERY DAY (7 DAYS A WEEK)	
2	MOST DAY S(5-6 DAYS A WEEK)	
3	SOME DAY S(2-4 DAYS A WEEK)	
4	RARELY (ONCE A WEEK OR LESS)	
5	NEVER	DT4
	REFUSED	DT4
	DON'T KNOW	DT4

PROGRAMMER INSTRUCTIONS:

If DT1 = 1, 2, 3, or 4, set DRIVES flag = 1 (YES).

DT3PRE

DT3PRE

NOT ON FILE

QUESTION TEXT:

Now I have some questions about driving situations people sometimes avoid

PRESS 1 AND ENTER TO CONTINUE.

DT3

dt2avoidriv1

R2 DT3A AVOID DRIVING AT NIGHT

dt2avoidriv2

R2 DT3B AVOID DRIVING ALONE

dt2avoidriv3

R2 DT3C AVOID DRIVING HIGHWAYS

dt2avoidriv4

R2 DT3D AVOID DRIVING BAD WEATHR

DISPLAY INSTRUCTIONS:

If at DT3a, do not display question text in brackets.

Otherwise, display question text in brackets.

Display response option 7. NO RAIN OR BAD WEATHER for DT3D only.

Use "Same Question Stem" display

QUESTION TEXT:

{[]In the last month, did {you/SP} ever avoid driving{[]}

{variable text [a-d]}

RESPONSE 1[a] at night?

RESPONSE 2[b] alone?

RESPONSE 3[c] on busy roads or highways?

RESPONSE 4[d] in the rain or other bad weather?

CODES

1	YES
2	NO
7	NO, NO RAIN OR BAD WEATHER
	REFUSED
	DON'T KNOW

PROGRAMMER INSTRUCTIONS:

Array the responses and variable text columns in the panel.

Display 'variable text' in the a-d sequence until all rows have been displayed.

DT4

dt2getoplc1	R2 DT4A SP WALKED GOT PLACES
dt2getoplc2	R2 DT4B GOT RIDE FAM FRIEND PD
dt2getoplc3	R2 DT4C VANSHUTTLE PROV BY PLACE
dt2getoplc4	R2 DT4D VAN SHUTTLE FOR SENIORS
dt2getoplc5	R2 DT4E SP TOOK PUBLIC TRANSPRT
dt2getoplc6	R2 DT4F SP TOOK TAXI GOT PLACES
dt2getoplc7	R2 DT4G GOT PLACES OTHR SPECIFY

DISPLAY INSTRUCTIONS:

If at DT4a, do not display question text in brackets.

Otherwise, display question text in brackets.

Display "else" if DRIVES flag =1 (yes).

For variable text [a], if WHEELCHAIR flag = 1 (yes) or SCOOTER flag = 1 (yes), display “or use {your/his/her}”.

If WHEELCHAIR flag = 1 (yes), display “wheelchair”.

If SCOOTER flag = 1 (yes), display “scooter”.

If WHEELCHAIR flag =1 (yes) and SCOOTER flag = 1 (yes), display “wheelchair or scooter”.

If FACILITY flag = 1 (yes) or RETIREMENTCOMMUNITY flag = 1(yes), display item c and for variable text [d] display, “not provided by the place {you live/{he/she} lives}”

QUESTION TEXT:

{[In the last month, how {else} did {you/SP} get to places outside {your/his/her} {home/building}? Did {you/he/she}]}

{variable text [a-g]}

RESPONSE 1 [a] walk {or use {your/his/her}} {wheelchair/ scooter/ wheelchair or scooter}?

RESPONSE 2 [b] get a ride from a family member, friend, or someone paid to help?

{RESPONSE 3 [c] use a van or shuttle service provided by the place {you live/{he/she} lives}?

RESPONSE 4 [d] use a van or shuttle service for seniors or people with disabilities {not provided by the place {you live/{he/she} lives}}?

RESPONSE 5 [e] take public transportation (the bus, subway, or train)?

RESPONSE 6 [f] take a taxi?

RESPONSE 7 [g] use any other way to get places?

CODES

- | | |
|---|------------|
| 1 | YES |
| 2 | NO |
| | REFUSED |
| | DON'T KNOW |

PROGRAMMER INSTRUCTIONS:

Array the responses and variable text columns in the panel.

Display 'variable text' in the a-d sequence until all rows have been displayed.

DT4H**DT4H****NOT ON FILE**

QUESTION TEXT:

SPECIFY OTHER WAY OF GETTING AROUND

ENTER TEXT

Length

25

BOX DT5A**BOX DT5A**

NOT ON FILE

DT4b = 1 (yes, ride from family, friend, or someone paid to help), go to DT5A.
Otherwise, go to Section HA - Household Activities.-

DT5A**op2tkplhlp1**

R2 DT5A TAKES SP PLACES MOST

op2relatnshp

R2 OTHR PRSN RELATIONSHIP TO SP

DISPLAY INSTRUCTIONS:

Display HELPER RELATIONSHIP CODES.

Display PERSON ROSTER with FIRST NAME, LAST NAME, and RELATIONSHIP TO SP. Allow entry for FIRST NAME, LAST NAME, and RELATIONSHIP TO SP fields.

Display "first" and "last" in underlined text.

QUESTION TEXT:

In the last month, which family member, friend, or someone paid to help took {you/SP} places most often?

IF PERSON NAMED IS NOT ON THE ROSTER, PRESS CTRL/P TO ADD A PERSON

DT5b. [What is (his/her) first name?] CONFIRM SPELLING

DT5c. [What is (his/her) last name?] CONFIRM SPELLING

DT5d. [What is (his/her) relationship to {you/SP}?] PRESS F1 FOR HELP SCREEN

CODES

2	SPOUSE/PARTNER
3	DAUGHTER
4	SON
5	DAUGHTER-IN-LAW
6	SON-IN-LAW
7	STEPDAUGHTER
8	STEPSON
9	SISTER
10	BROTHER
11	SISTER-IN-LAW
12	BROTHER-IN-LAW
13	MOTHER
14	STEPMOTHER
15	MOTHER-IN-LAW
16	FATHER
17	STEPFATHER
18	FATHER-IN-LAW
19	GRANDDAUGHTER
20	GRANDSON

21	NIECE
22	NEPHEW
23	AUNT
24	UNCLE
25	COUSIN
26	STEPDAUGHTER'S SON/DAUGHTER
27	STEPSON'S SON/DAUGHTER
28	DAUGHTER-IN-LAW'S SON/DAUGHTER
29	SON-IN-LAW'S SON/DAUGHTER
30	BOARDER/RENTER
31	PAID AIDE/HOUSEKEEPER/EMPLOYEE
32	ROOMMATE
33	EX-WIFE/EX-HUSBAND
34	BOYFRIEND/GIRLFRIEND
35	NEIGHBOR
36	FRIEND
37	SOMEONE/SERVICE AT THE PLACE SP LIVES/LIVED
38	CO-WORKER
39	MINISTER, PRIEST, OR OTHER CLERGY
40	PSYCHIATRIST, PSYCHOLOGIST, COUNSELOR, OR THERAPIST
91	OTHER RELATIVE
92	OTHER NONRELATIVE

PROGRAMMER INSTRUCTIONS:

For roster selection/addition at DT5A, set TOOK PLACES MOST OFTEN flag = 1 (yes).

Allow only one person to be selected/added to the roster for DT5A.

DT6	dt2otfrfamtk	R2 DT6 ANTH FND FAM MEM TOOK YOU
------------	---------------------	----------------------------------

QUESTION TEXT:

Was there another friend or family member who took {you/SP} places in the last month?

CODES

1	YES	
2	NO	Section HA
	REFUSED	Section HA
	DON'T KNOW	Section HA

DT7A	op2tkplhlp2	R2 DT7A TAKES SP PLACES OTH
	op2relatnshp	R2 OTHR PRSN RELATIONSHIP TO SP

DISPLAY INSTRUCTIONS:

Display HELPER RELATIONSHIP CODES.

Display PERSON ROSTER with FIRST NAME, LAST NAME, and RELATIONSHIP TO SP. Allow entry for FIRST NAME, LAST NAME, and RELATIONSHIP TO SP fields.

Display "first" and "last" in underlined text.

QUESTION TEXT:

Who was that (friend or family member who took {you/SP} places in the last month)?

IF PERSON NAMED IS NOT ON THE ROSTER, PRESS CTRL/P TO ADD A PERSON

DT7b. [What is (his/her) first name?] CONFIRM SPELLING

DT7c. [What is (his/her) last name?] CONFIRM SPELLING

DT7d. [What is (his/her) relationship to {you/SP}?] PRESS F1 FOR HELP SCREEN

CODES

2	SPOUSE/PARTNER
3	DAUGHTER
4	SON
5	DAUGHTER-IN-LAW
6	SON-IN-LAW
7	STEPDAUGHTER
8	STEPSON
9	SISTER
10	BROTHER
11	SISTER-IN-LAW
12	BROTHER-IN-LAW
13	MOTHER
14	STEPMOTHER
15	MOTHER-IN-LAW
16	FATHER
17	STEPFATHER
18	FATHER-IN-LAW
19	GRANDDAUGHTER
20	GRANDSON
21	NIECE
22	NEPHEW
23	AUNT
24	UNCLE
25	COUSIN
26	STEPDAUGHTER'S SON/DAUGHTER
27	STEPSON'S SON/DAUGHTER
28	DAUGHTER-IN-LAW'S SON/DAUGHTER
29	SON-IN-LAW'S SON/DAUGHTER
30	BOARDER/RENTER
31	PAID AIDE/HOUSEKEEPER/EMPLOYEE
32	ROOMMATE
33	EX-WIFE/EX-HUSBAND
34	BOYFRIEND/GIRLFRIEND
35	NEIGHBOR
36	FRIEND
37	SOMEONE/SERVICE AT THE PLACE SP LIVES/LIVED
38	CO-WORKER
39	MINISTER, PRIEST, OR OTHER CLERGY
40	PSYCHIATRIST, PSYCHOLOGIST, COUNSELOR, OR THERAPIST
91	OTHER RELATIVE
92	OTHER NONRELATIVE

PROGRAMMER INSTRUCTIONS:

Allow one roster selection/addition. Set TOOK PLACES flag = 1 (yes) for selection/addition.

Do not allow person selected/added at DT5A to be selected at DT7A.

If selection of person with TOOK PLACES MOST OFTEN flag=1(YES), display message "PERSON ALREADY SELECTED FOR TAKING SP PLACES MOST OFTEN. SELECT/ADD A DIFFERENT PERSON ON ROSTER"

Go to Section HA - Household Activities

Flag Variables Set in DT Section	
f11dneverdrv	R1 F DT SP NEVER DROVE
f12drives	R2 F DT SP DRIVES CAR
f12drvlstyr	R2 F DT SP DROVE CAR IN PAST YR

NHATS Round 2

Section HA [HOUSEHOLD ACTIVITIES]

Sequence: 21

HA1PRE

HA1PRE

NOT ON FILE

QUESTION TEXT:

Next I have a few questions about chores around {your/SP's} {home/apartment/ room/unit/suite/other} and how they got done in the last month.

PRESS 1 AND ENTER TO CONTINUE

HA1

ha2laun

R2 HA1 HOW LAUNDRY GOT DONE

DISPLAY INSTRUCTIONS:

Display HA1, HA1A, HA2, HA2A on same screen.

Display "in the last month" in bold underlined text.

If PROXY flag is null, display "1a".

If PROXY flag = 1 (yes), display "1b".

QUESTION TEXT:

SHOW CARD HA{1a/1b}

Let's start with {your/SP's} laundry. By laundry we mean cleaning {your/{his/her}} clothing, sheets, and towels.

Which answer best describes how {your/SP's} laundry got done in the last month? Did {you/{he/she}} always do this by {yourself/himself/herself}, always do it together with someone else, did someone else always do it for {you/{him/her}}, or did it vary?

CODES

1	ALWAYS DID IT BY SELF	HA2
2	ALWAYS DID IT TOGETHER WITH SOMEONE ELSE	HA2
3	SOMEONE ELSE ALWAYS DID IT	HA3A
4	IT VARIED (MORE THAN ONE WAY)	
5	NOT DONE IN LAST MONTH	HA4
	REFUSED	HA5
	DON'T KNOW	HA5

HA1A

ha2launself

R2 HA1A DO LAUNDRY YOURSELF

DISPLAY INSTRUCTIONS:

Display "by {yourself/himself/herself}" in bold underlined text

QUESTION TEXT:

In the last month, did {you/SP} ever do {your/{his/her}} laundry by {yourself/himself/herself}?

CODES

1	YES
---	-----

2 NO
REFUSED
DON'T KNOW

HA2	ha2whrmachi1	R2 HA2 WASH MACHINE IN HOME
	ha2whrmachi2	R2 HA2 WASH MACHIN IN BUILDING
	ha2whrmachi3	R2 HA2 WASH MACHIN LAUNDROMAT
	ha2whrmachi4	R2 HA2 WASH MACHIN SINK IN HOME
	ha2whrmachi5	R2 HA2 WASH MACH SINK IN BUILDNG
	ha2whrmachi6	R2 HA2 WASH MACHIN OTHR SPECIFY

DISPLAY INSTRUCTIONS:

If FACILITY flag = 1 or STRUCTURE = 2 (multi-unit), display "or building".
If FACILITY flag = 1 or STRUCTURE = 2 (multi-unit), display responses 2 and 5.

QUESTION TEXT:

In the last month, when {you/SP} did {your/{his/her}} laundry, where did {you/{he/she}} do that? Did {you/{he/she}} use a machine in {your/{his/her}} home {or building}, at a Laundromat, or what?

SELECT ALL THAT APPLY

CODES	Code All That Apply	
1	MACHINE IN HOME	BOX HA3A
2	{MACHINE ELSEWHERE IN BUILDING}	BOX HA3A
3	LAUNDROMAT	BOX HA3A
4	SINK IN HOME	BOX HA3A
5	{SINK ELSEWHERE IN BUILDING}	BOX HA3A
91	OTHER (SPECIFY)	
	REFUSED	BOX HA3A
	DON'T KNOW	BOX HA3A

HA2A	HA2A	NOT ON FILE
-------------	-------------	-------------

QUESTION TEXT:

SPECIFY WHERE {SP} DID LAUNDRY.

ENTER TEXT

Length

50

BOX HA3A	BOX HA3A	NOT ON FILE
-----------------	-----------------	-------------

If HA1 = 1 (always by self), go to HA5.
Otherwise, go to HA3a.

HA3A	op2launhlp	R2 HA3A HELPS SP WITH LAUNDRY
-------------	-------------------	-------------------------------

DISPLAY INSTRUCTIONS:

Display HELPER RELATIONSHIP CODES.

If FACILITY flag = 1 (YES), display “a staff person from the place where {you live/{he/she} lives}.”

Display PERSON ROSTER with FIRST NAME, LAST NAME, and RELATIONSHIP TO SP. Allow entry for FIRST NAME, LAST NAME, and RELATIONSHIP TO SP fields.

If FACILITY flag = 1 (YES) or RETIREMENTCOMMUNITY flag = 1 (YES), display SERVICE/SOMEONE FROM THE PLACE SP LIVES/DIED on the PERSON ROSTER.

If HA1 = 2 (always with someone else) display “when {you/SP} did {your/{his/her}} laundry, who did that with {you/him/her}”.

If HA1 = 3 (someone else always did), display “who did {your/SP’s} laundry for {you/{him/her}}”.

If HA1 = 4 (varied) display “who did {your/SP’s} laundry with {you/{him/her}} or for {you/{him/her}}”.

Display "first" and "last" in underlined text.

QUESTION TEXT:

In the last month, {when {you/SP} did {your/{his/her}} laundry, who did that with {you/{him/her}}/who did {your/SP’s} laundry for {you/{him/her}}/who did {your/SP’s} laundry with {you/{him/her}} or for {you/{him/her}}?}

IF NEEDED: This includes family, friends, { a staff person from the place where {you live/{he/she} lives}, or someone paid to help {you/{him/her}}.

PROBE: Anyone else?

SELECT ALL THAT APPLY

IF PERSON NAMED IS NOT ON THE ROSTER, PRESS CTRL/P TO ADD A PERSON

HA3b. [What is (his/her) first name?] CONFIRM SPELLING

HA3c. [What is (his/her) last name?] CONFIRM SPELLING

HA3d. [What is (his/her) relationship to {you/SP}?] PRESS F1 FOR HELP SCREEN

CODES

2	SPOUSE/PARTNER
3	DAUGHTER
4	SON
5	DAUGHTER-IN-LAW
6	SON-IN-LAW
7	STEPDAUGHTER
8	STEPSON
9	SISTER
10	BROTHER
11	SISTER-IN-LAW
12	BROTHER-IN-LAW
13	MOTHER
14	STEPMOTHER
15	MOTHER-IN-LAW
16	FATHER
17	STEPFATHER
18	FATHER-IN-LAW

19	GRANDDAUGHTER
20	GRANDSON
21	NIECE
22	NEPHEW
23	AUNT
24	UNCLE
25	COUSIN
26	STEPDAUGHTER'S SON/DAUGHTER
27	STEPSON'S SON/DAUGHTER
28	DAUGHTER-IN-LAW'S SON/DAUGHTER
29	SON-IN-LAW'S SON/DAUGHTER
30	BOARDER/RENTER
31	PAID AIDE/HOUSEKEEPER/EMPLOYEE
32	ROOMMATE
33	EX-WIFE/EX-HUSBAND
34	BOYFRIEND/GIRLFRIEND
35	NEIGHBOR
36	FRIEND
37	SOMEONE/SERVICE AT THE PLACE SP LIVES/LIVED
38	CO-WORKER
39	MINISTER, PRIEST, OR OTHER CLERGY
40	PSYCHIATRIST, PSYCHOLOGIST, COUNSELOR, OR THERAPIST
91	OTHER RELATIVE
92	OTHER NONRELATIVE

PROGRAMMER INSTRUCTIONS:

For each roster selection/addition at HA3, set HELPEDWITHLAUNDRY flag = 1 (yes).

BOX HA4

BOX HA4

NOT ON FILE

If HA1 = 2 (always with someone else) and HELPEDWITHLAUNDRY flag = 1 (YES) for SERVICE/SOMEONE FROM THE PLACE SP LIVES, go to HA6.

If HA1 = 3 (someone else always did) and HELPEDWITHLAUNDRY flag = 1 (YES) for SERVICE/SOMEONE FROM THE PLACE SP LIVES, go to BOX HA7.

If HA1 = 4 (varied) and HELPEDWITHLAUNDRY flag = 1 (YES) for SERVICE/SOMEONE FROM THE PLACE SP LIVES, go to BOX HA5.

Otherwise go to HA4.

HA4

ha2dlaunreas

R2 D LAUNDRY REASN WITH BY OTHER

DISPLAY INSTRUCTIONS:

If HA1 = 2 (always with someone else), display "with".

If HA1 = 3 (someone else always did), display "for".

If HA1 = 4 (varied), display "with or for".

If HA1 = 5 (not done in last month), use null display for first sentence.

Display "HEALTH OR FUNCTIONING" and "OTHER REASON" in underlined text.

Display responses in two side-by-side columns, with "HEALTH AND FUNCTIONING" and "OTHER REASON" as column headers. Display the remaining text for CODE 1 and CODE 2 as lists below each of the corresponding column headers.

QUESTION TEXT:

{What is the reason someone else did {your/SP's} laundry {with/for/with or for} {you/{him/her}}?} Was that because of {your/SP's} health or functioning or some other reason?

SELECT ALL THAT APPLY

CODES

- | | |
|---|------------------------------------------------------------------------------------------------------------------------------------------------------------------|
| 1 | HEALTH OR FUNCTIONING INCLUDES: AGE,
MEMORY, VISION, HEALTH CONDITION/DISEASE
NAMES, SURGERY, UNABLE TO DRIVE |
| 2 | OTHER REASON INCLUDES: SHARED ACTIVITY,
ALWAYS DONE THIS WAY, SOMEONE ELSE
WANTED TO DO IT, PAY SOMEONE, DOESN'T LIKE
TO DO IT
REFUSED
DON'T KNOW |

PROGRAMMER INSTRUCTIONS:

If HA4 = (HEALTH OR FUNCTIONING), set, HELATHREASONHELPWITHLAUNDRY flag = 1 (yes).

BOX HA5

BOX HA5

NOT ON FILE

If HA1a = 1 (yes by self), go to HA5.
If HA1 = 2 (always with someone else) or HA1a ≠ 1 (didn't do by self), go to HA6.

[If HA1 = 3 (someone else always did) or HA1 = 5 (not done in last month)] and
HEALTHREASONHELPWITHLAUNDRY flag = 1 (yes), go to BOX HA7.

Otherwise, go to HA2oPRE.

HA5

ha2laundif

R2 HA5 DIFF DOING LAUNDRY BY SELF

DISPLAY INSTRUCTIONS:

Display "by {yourself/himself/herself}" in bold underlined text.

QUESTION TEXT:

In the last month, how much difficulty did {you/SP} have doing laundry by {yourself/himself/herself}.
Would you say none, a little, some, or a lot?

CODES

- | | |
|---|------------|
| 1 | NONE |
| 2 | A LITTLE |
| 3 | SOME |
| 4 | A LOT |
| | REFUSED |
| | DON'T KNOW |
-

HA6

ha2launoft

R2 HA6 HOW OFTEN DO LAUNDRY

DISPLAY INSTRUCTIONS:

Display "a year ago" in bold underlined text.

QUESTION TEXT:

Compared to a year ago, {do you/does SP} do {your/{his/her}} laundry more often, less often, or about the same?

CODES

- | | |
|---|------------|
| 1 | MORE OFTEN |
| 2 | LESS OFTEN |
| 3 | SAME |
| | REFUSED |
| | DON'T KNOW |

BOX HA7**BOX HA7****NOT ON FILE**

If [HA1 = 1 (always by self) or HA1 = 4 (varied)] and [HA5 = 2 (a little difficulty) or HA5 = 3 (some difficulty) or HA5 = 4 (a lot of difficulty)], go to HA7.

If [HA1 = 2 (always with someone else) or HA1 = 3 (someone else always did) or HA1 = 4 (varied) or HA1 = 5 (not done in last month)] and [HEALTHREASONHELPWITHLAUNDRY flag = 1 (yes) or HELPEDWITHLAUNDRY flag = 1 (YES) for SERVICE/SOMEONE FROM PLACE SP LIVES], go to HA7.

Otherwise, go to HA2oPRE

HA7**ha2launwout****R2 HA7 EVER GO WOUT CLEAN LAUNDR****DISPLAY INSTRUCTIONS:**

If HA1 = 1 (always did by self) or 5 (not done in last month) or HA1a = 1 (yes by self), display “it was too difficult to do by {yourself/himself/herself}”.

Otherwise, display “no one was there to help or do that for {you/{him/her}}”.

Display "in the last month" in underlined text.

QUESTION TEXT:

In the last month, did {you/SP} ever go without clean laundry because {it was too difficult to do by {yourself/himself/herself} / no one was there to help or do that for {you/him/her}}?

CODES

- | | |
|---|------------|
| 1 | YES |
| 2 | NO |
| | REFUSED |
| | DON'T KNOW |

HA2oPRE**HA2oPRE****NOT ON FILE****QUESTION TEXT:**

The next few questions are about shopping for groceries or personal items.

IF NEEDED: By personal items, we mean things like toiletries that you can buy at the grocery or drug store.

PRESS 1 AND ENTER TO CONTINUE

HA20**ha2shop**

R2 HA20 HOW YOUR SHOPPING DONE

DISPLAY INSTRUCTIONS:

If PROXY flag is null, display "1a".
If PROXY flag = 1 (yes), display "1b".

Display "in the last month" in bold underlined text.

QUESTION TEXT:

SHOW CARD HA{1a/1b}

Which answer best describes how {your/SP's} shopping got done in the last month? Did {you/{he/she}} always do this by {yourself/himself/herself}, always do it together with someone else, did someone else always do it for {you/{him/her}}, or did it vary?

CODES

1	ALWAYS DID IT BY SELF	HA22
2	ALWAYS DID IT TOGETHER WITH SOMEONE ELSE	HA22
3	SOMEONE ELSE ALWAYS DID IT	HA25A
4	IT VARIED (MORE THAN ONE WAY)	
5	NOT DONE IN LAST MONTH	HA26
	REFUSED	HA27
	DON'T KNOW	HA27

HA20A**ha2shopslf**

R2 HA20A EVER SHOP BY YOURSELF

DISPLAY INSTRUCTIONS:

Display "by {yourself/himself/herself}" in bold underlined text.

QUESTION TEXT:

In the last month, did {you/SP} ever do {your/{his/her}} shopping by {yourself/himself/herself}?

CODES

1	YES
2	NO
	REFUSED
	DON'T KNOW

HA22**ha2howpaygr1**

R2 HA22 PAY GROC PERS ITMS CASH

ha2howpaygr2

R2 HA22 PAY GROC PERS ITMS CHCK

ha2howpaygr3

R2 HA22 PAY GROC PERS ITMS DEBIT

ha2howpaygr4

R2 HA22 PAY GROC PERS CREDIT

ha2howpaygr5

R2 HA22 PAY GROC PERS FOOD STMP

ha2howpaygr6

R2 HA22 PAY GROC PERS SMON ELS

ha2howpaygr7

R2 HA22 PAY GROC PERS OTHR SPEC

QUESTION TEXT:

SHOW CARD HA2

In the last month, when {you/SP} shopped for groceries or other personal items, did {you/{he/she}} pay for them with cash, check, debit card, credit card, or some other way?

SELECT ALL THAT APPLY

CODES

- 1 CASH
- 2 CHECK
- 3 DEBIT OR GIFT CARD
- 4 CREDIT CARD
- 5 FOOD STAMPS
- 6 SOMEONE ELSE PAYS
- 91 OTHER
- REFUSED
- DON'T KNOW

HA23

- ha2howgtstr1** R2 HA23 DROVE TO THE STORE
- ha2howgtstr2** R2 HA23 FAM FRND PD HLP DROVE
- ha2howgtstr3** R2 HA23 VAN PLACE SP LIVES DROVE
- ha2howgtstr4** R2 HA23 VAN 4 DIS SENIORS DROVE
- ha2howgtstr5** R2 HA23 PUBLIC TRANSPORT TO STORE
- ha2howgtstr6** R2 HA23 SP TOOK TAXI 2 THE STORE
- ha2howgtstr7** R2 HA23 SP WALKED TO STORE
- ha2howgtstr8** R2 HA23 OTHR SPECIFY TO STORE

DISPLAY INSTRUCTIONS:

If DT1 = 1 (drives every day), 2 (drives most days), 3 (drives some days) or 4 (rarely) OR DROVEINLASTYEAR flag = 1 (yes), display “drive,” and response 1.

If FACILITY flag = 1 (yes), display “use a service provided by the place where {you live/{he/she} lives},”.

If FACILITY flag = 1 (yes) or RETIREMENTCOMMUNITY flag = 1 (YES), display response 3 and for response 4, “not provided by the place SP lives”.

DISPLAY “In the last year” IN BOLD UNDERLINED TEXT

QUESTION TEXT:**SHOW CARD HA3**

In the last year, how did {you/SP} get to the store to shop for groceries or personal items? Did {you/{he/she}} {drive,} get a ride from a family member or friend, {use a service provided by the place where {you live/{he/she} lives},} or what?

SELECT ALL THAT APPLY

CODES

- 1 {DROVE}
- 2 GOT A RIDE FROM A FAMILY MEMBER OR FRIEND OR SOMEONE PAID TO HELP
- 3 {USED A VAN OR SHUTTLE SERVICE}

- | | |
|----|---------------------------------------------------------------------------------------------------------------------|
| | PROVIDED BY THE PLACE SP LKIVES} |
| 4 | {USED A VAN OR SHUTTLE SERVICE FOR
PEOPLE WITH DISABILITIES OR SENIORS
{(NOT PROVIDED BY THE PLACE SP LIVES)} |
| 5 | TOOK PUBLIC TRANSPORTATION (THE BUS,
SUBWAY, TRAIN, OR TRAM) |
| 6 | TOOK A TAXI |
| 7 | WALKED |
| 91 | OTHER (SPECIFY) |
| | REFUSED |
| | DON'T KNOW |

HA23A

HA23A

NOT ON FILE

QUESTION TEXT:

SPECIFY HOW GOT TO STORE.

ENTER TEXT

Length

50

HA24A

ha2shopcart

R2 HA24B EVER USE MOTORIZED CART

DISPLAY INSTRUCTIONS:

Display "in the last month" in bold underlined text.

QUESTION TEXT:

In the last month, when {you/SP} went to the store to shop did {you/{he/she}} ever use a motorized cart?

CODES

- | | |
|---|------------|
| 1 | YES |
| 2 | NO |
| | REFUSED |
| | DON'T KNOW |

HA24B

ha2shoplean

R2 HA24B EVER LEAN ON SHOP CART

DISPLAY INSTRUCTIONS:

Display "in the last month" in bold underlined text.

QUESTION TEXT:

In the last month, when {you/SP} went to the store to shop did {you/{he/she}} ever lean on the shopping cart to help {you/{him/her}} get around the store?

CODES

- | | |
|---|------------|
| 1 | YES |
| 2 | NO |
| | REFUSED |
| | DON'T KNOW |

BOX HA25A**BOX HA25A**

NOT ON FILE

If HA20 = 1 (always by self) go to HA27.
Otherwise, go to HA25A.

HA25A**op2shophlp**

R2 HA25A HELPS SP WITH SHOPPING

op2relatnshp

R2 RELASHIP TO SP UPDATE AND NEW

DISPLAY INSTRUCTIONS:

Display HELPER RELATIONSHIP CODES.

Display PERSON ROSTER with FIRST NAME, LAST NAME, and RELATIONSHIP TO SP. Allow entry for FIRST NAME, LAST NAME, and RELATIONSHIP TO SP fields.

If FACILITY flag = 1 (YES), display “a staff person from the place where {you live/{he/she} lives}.”

If FACILITY flag = 1 (YES) or RETIREMENTCOMMUNITY flag = 1 (YES), display SERVICE/SOMEONE FROM THE PLACE SP LIVES/DIED on the PERSON ROSTER.

If HA20 = 2 (always with someone else), display “when {you/SP} shopped for groceries or personal items, who did that with {you/{him/her}}”.

If HA20 = 3 (someone else always did), display “who shopped for groceries or personal items for {you/SP}”.

If HA20 = 4 (varied), display “who shopped for groceries or personal items with {you/SP} or for {you/{him/her}}”.

Display "first" and "last" in underlined text.

QUESTION TEXT:

In the last month, {when {you/SP} shopped for groceries or personal items, who did that with {you/{him/her}} / who shopped for groceries or personal items for {you/SP} /who shopped for groceries or personal items with {you/SP} or for you/{him/her}}?}

IF NEEDED: This includes family, friends, { a staff person from the place where {you live/{he/she} lives}, or someone paid to help {you/{him/her}}.

PROBE: Anyone else? SELECT ALL THAT APPLY

IF PERSON NAMED IS NOT ON THE ROSTER, PRESS CTRL/P TO ADD A PERSON.

HA25b. [What is (his/her) first name?] CONFIRM SPELLING

HA25c. [What is (his/her) last name?] CONFIRM SPELLING

HA25d. [What is (his/her) relationship to {you/SP}?] PRESS F1 FOR HELP SCREEN

CODES

- | | |
|----|-----------------|
| 2 | SPOUSE/PARTNER |
| 3 | DAUGHTER |
| 4 | SON |
| 5 | DAUGHTER-IN-LAW |
| 6 | SON-IN-LAW |
| 7 | STEPDAUGHTER |
| 8 | STEPSON |
| 9 | SISTER |
| 10 | BROTHER |
| 11 | SISTER-IN-LAW |
| 12 | BROTHER-IN-LAW |

13	MOTHER
14	STEPMOTHER
15	MOTHER-IN-LAW
16	FATHER
17	STEPFATHER
18	FATHER-IN-LAW
19	GRANDDAUGHTER
20	GRANDSON
21	NIECE
22	NEPHEW
23	AUNT
24	UNCLE
25	COUSIN
26	STEPDAUGHTER'S SON/DAUGHTER
27	STEPSON'S SON/DAUGHTER
28	DAUGHTER-IN-LAW'S SON/DAUGHTER
29	SON-IN-LAW'S SON/DAUGHTER
30	BOARDER/RENTER
31	PAID AIDE/HOUSEKEEPER/EMPLOYEE
32	ROOMMATE
33	EX-WIFE/EX-HUSBAND
34	BOYFRIEND/GIRLFRIEND
35	NEIGHBOR
36	FRIEND
37	SOMEONE/SERVICE AT THE PLACE SP LIVES/LIVED
38	CO-WORKER
39	MINISTER, PRIEST, OR OTHER CLERGY
40	PSYCHIATRIST, PSYCHOLOGIST, COUNSELOR, OR THERAPIST
91	OTHER RELATIVE
92	OTHER NONRELATIVE

PROGRAMMER INSTRUCTIONS:

For each roster selection/addition at HA25, set HELPEDWITHSHOPPING flag = 1 (yes).

BOX HA26

BOX HA26

NOT ON FILE

If HA20 = 2 (always with someone else) and HELPEDWITHSHOPPING flag = 1 (YES) for SERVICE/SOMEONE FROM PLACE SP LIVES, go to HA28.

If HA20 = 3 (someone else always did) and HELPEDWITHSHOPPING flag = 1 (YES) for SERVICE/SOMEONE FROM PLACE SP LIVES, go to BOX HA29.

If HA20 = 4 (varied) and HELPEDWITHSHOPPING flag = 1 (YES) for SERVICE/SOMEONE FROM PLACE SP LIVES, go to BOX HA27.

Otherwise go to HA26

HA26

ha2dshopreas

R2 D SHOP REASN WITH BY OTHERS

DISPLAY INSTRUCTIONS:

If HA20 = 2 (always with someone else), display "with". If
 HA20 = 3 (someone else always did), display "for".
 If HA20 = 4 (varied), display "with or for".

If HA20 = 5 (not done in last month), use null display for first sentence.

Display "HEALTH OR FUNCTIONING" and "OTHER REASON" in underlined text.

Display responses in two side-by-side columns with "HEALTH AND FUNCTIONING" and "OTHER REASON" as the column headers. Display the remaining text for CODE 1 and CODE 2 as lists below each of the corresponding column headers.

QUESTION TEXT:

{What is the reason someone else shopped for groceries or personal items {with/for/with or for} {you/SP}}? Was that because of {your/SP's} health or functioning or some other reason?

SELECT ALL THAT APPLY

CODES

Code All That Apply

1

HEALTH OR FUNCTIONING INCLUDES: AGE,
MEMORY, VISION, HEALTH CONDITION/DISEASE
NAMES, SURGERY, UNABLE TO DRIVE

2

OTHER REASON INCLUDES: SHARED ACTIVITY,
ALWAYS DONE THIS WAY, SOMEONE ELSE
WANTED TO DO IT, PAY SOMEONE, DOESN'T
LIKE TO DO IT

REFUSED

BOX HA27

DON'T KNOW

BOX HA27

PROGRAMMER INSTRUCTIONS:

If HA26 = 1 (HEALTH OR FUNCTIONING), set HEALTHREASONHELPPWITH SHOPPING flag = 1 (yes).

BOX HA27

BOX HA27

NOT ON FILE

If HA20a = 1 (yes by self), go to HA27.

If HA20 = 2 (always with someone else) or HA20a ≠ 1 (didn't do by self), go to HA28.

If [HA20 = 3 (someone else always did) or HA20 = 5 (not done in last month)] and
HEALTHREASONHELPPWITHSHOPPING flag = 1 (yes), go to BOX HA29.

Otherwise, go to HA30PRE.

HA27

ha2shopdif

R2 HA27 DIFF SHOPPING BY SELF

DISPLAY INSTRUCTIONS:

Display "by {yourself/himself/herself}" in bold underlined text.

QUESTION TEXT:

In the last month, how much difficulty did {you/SP} have shopping for groceries or personal items by {yourself/himself/herself}? Would you say none, a little, some, or a lot?

CODES

1

NONE

2

A LITTLE

3

SOME

4

A LOT

REFUSED

DON'T KNOW

HA28**ha2shopoft**

R2 HA28 HOW OFT SHOP GROCERIES

DISPLAY INSTRUCTIONS:

Display "a year ago" in bold underlined text.

QUESTION TEXT:

Compared to a year ago, {do you/does SP} shop for groceries or personal items more often, less often, or about the same?

CODES

- | | |
|---|------------|
| 1 | MORE OFTEN |
| 2 | LESS OFTEN |
| 3 | SAME |
| | REFUSED |
| | DON'T KNOW |

BOX HA29**BOX HA29**

NOT ON FILE

If [HA20 = 1 (always by self) or HA20 = 4 (varied)] and [HA27 = 2 (a little) or HA27 = 3 (some) or HA27 = 4 (a lot)], go to HA29.

If [HA20 = 2 (always with someone else) or HA20 = 3 (some else always did) or HA20 = 4 (varied) or HA20 = 5 (not done in last month)] and [HEALTHREASONHELPWITHSHOPPING flag = 1 (yes) or HELPEDWITHSHOPPING flag = 1 (YES) for SERVICE/SOMONE FROM PLACE SP LIVES, go to HA29.

Otherwise go to HA30PRE.

HA29**ha2shopwout**

R2 HA29 EVER GO WITHOUT GROCERIES

DISPLAY INSTRUCTIONS:

If HA20=1 (always by self) or 5 (not done in last month), or HA20a = 1 (yes by self), display "it was too difficult to shop by {yourself/himself/herself}".

If HA20=2 (always with someone else) or 3 (someone else always did), display "no one was there to help or shop for {you/{him/her}}?"

Display "in the last month" in underlined text.

QUESTION TEXT:

In the last month, did {you/SP} ever go without groceries or personal items because {it was too difficult to shop by {yourself/himself/herself} / no one was there to help or shop for {you/{him/her}}?"

CODES

- | | |
|---|------------|
| 1 | YES |
| 2 | NO |
| | REFUSED |
| | DON'T KNOW |

HA30PRE**HA30PRE**

NOT ON FILE

QUESTION TEXT:

Now let's turn to making hot meals.

PRESS 1 AND ENTER TO CONTINUE

HA30

ha2meal

R2 HA30 HOW HOT MEALS GET MADE

DISPLAY INSTRUCTIONS:

If PROXY flag is null, display "1a".
If PROXY flag = 1 (yes), display "1b".

Display "in the last month" in bold underlined text.

QUESTION TEXT:

SHOW CARD HA{1a/1b}

Which answer best describes how {your/SP's} hot meals got made in the last month? Did {you/{he/she}} always make them by {yourself/himself/herself}, always make them together with someone else, did someone else always make them for {you/{her/him}}, or did it vary?

CODES

1	ALWAYS DID IT BY SELF	HA30B
2	ALWAYS DID IT TOGETHER WITH SOMEONE ELSE	HA30B
3	SOMEONE ELSE ALWAYS DID IT	HA30B
4	IT VARIED (MORE THAN ONE WAY)	
5	NOT DONE IN LAST MONTH	HA33
	REFUSED	HA34
	DON'T KNOW	HA34

HA30A

ha2mealslf

R2 HA30A MAKE HOT MEALS YOURSELF

DISPLAY INSTRUCTIONS:

Display "by {yourself/himself/herself}" in bold underlined text.

QUESTION TEXT:

In the last month, did {you/SP} ever make {your/{his/her}} hot meals by {yourself/himself/herself}?

CODES

1	YES
2	NO
	REFUSED
	DON'T KNOW

HA30B

ha2restamels

R2 HA30B OFTN HAV RESTARNT MEALS

DISPLAY INSTRUCTIONS:

If FACILITY flag = 1 (yes), display "Do not include meals provided as a service by the place {you live/{he/she} lives}."

QUESTION TEXT:

SHOW CARD HA4

In the last month, when {you/SP} had hot meals, how often were they restaurant meals, including eat-in, take-out, or delivered meals? {Do not include meals provided as a service by the place {you live/{he/she} lives}.} Was it every

time {you/{he/she}} had a hot meal, most times, sometimes, rarely, or never?

CODES

- | | |
|---|------------|
| 1 | EVERY TIME |
| 2 | MOST TIMES |
| 3 | SOMETIMES |
| 4 | RARELY |
| 5 | NEVER |
| | REFUSED |
| | DON'T KNOW |

BOX HA31

BOX HA31

NOT ON FILE

If HA30 = 3 (SOMEONE ELSE ALWAYS DID IT), go to HA32A.
Else if HA14 = 1 (has microwave), go to HA31.
Otherwise, go to BOX HA32A.

HA31

ha2oftmrcrow

R2 HA31 OFTEN USE THE MICROWAVE

QUESTION TEXT:

SHOW CARD HA4

In the last month, when {you/SP} made hot meals did {you/{he/she}} use the microwave oven every time, most times, sometimes, rarely, or never?

CODES

- | | |
|---|------------|
| 1 | EVERY TIME |
| 2 | MOST TIMES |
| 3 | SOMETIMES |
| 4 | RARELY |
| 5 | NEVER |
| | REFUSED |
| | DON'T KNOW |

BOX HA32A

BOX HA3A

NOT ON FILE

If HA30 = 1 (always did by self) go to HA34.
Otherwise, go to HA32A.

HA32A

op2mealhlp

R2 HA32A HELPS SP WITH MEALS

op2relatnshp

R2 RELASHIP TO SP UPDATE AND NEW

DISPLAY INSTRUCTIONS:

Display HELPER RELATIONSHIP CODES.

Display PERSON ROSTER with FIRST NAME, LAST NAME, and RELATIONSHIP TO SP. Allow entry for FIRST NAME, LAST NAME, and RELATIONSHIP TO SP fields.

If FACILITY flag = 1 (YES), display "a staff person from the place where {you live/{he/she} lives}."

If FACILITY flag = 1 (YES) or RETIREMENTCOMMUNITY flag = 1 (YES), display SERVICE/SOMEONE FROM THE PLACE SP LIVES/DIED on the PERSON ROSTER.

Display RESTAURANT/TAKE OUT SERVICES and MEALS ON WHEELS on the person roster.

If HA30 = 2 (always with someone else), display “when {you/SP} made hot meals, who did that with {you/{him/her}}”.

If HA30 = 3 (someone else always did), display “who made hot meals for {you/SP}”.

If HA30 = 4 (varied), display “who made hot meals with {you/SP} or for {you/{him/her}}”.

Display "first" and "last" in underlined text.

QUESTION TEXT:

In the last month, {when {you/SP} made hot meals, who did that with {you/{him/her}} / who made hot meals for {you/SP} / who made hot meals with {you/SP} or for {you/{him/her}}?}

IF NEEDED: This includes family, friends, { a staff person from the place where {you live/{he/she} lives}, or someone paid to help {you/{him/her}}.

PROBE: Anyone else?

SELECT ALL THAT APPLY

IF PERSON NAMED IS NOT ON THE ROSTER, PRESS CTRL/P TO ADD A PERSON.

HA32b. [What is (his/her) first name?] CONFIRM SPELLING

HA32c. [What is (his/her) last name?] CONFIRM SPELLING

HA32d. [What is (his/her) relationship to {you/SP}?] PRESS F1 FOR HELP SCREEN

CODES

- | | |
|----|--------------------------------|
| 2 | SPOUSE/PARTNER |
| 3 | DAUGHTER |
| 4 | SON |
| 5 | DAUGHTER-IN-LAW |
| 6 | SON-IN-LAW |
| 7 | STEPDAUGHTER |
| 8 | STEPSON |
| 9 | SISTER |
| 10 | BROTHER |
| 11 | SISTER-IN-LAW |
| 12 | BROTHER-IN-LAW |
| 13 | MOTHER |
| 14 | STEPMOTHER |
| 15 | MOTHER-IN-LAW |
| 16 | FATHER |
| 17 | STEPFATHER |
| 18 | FATHER-IN-LAW |
| 19 | GRANDDAUGHTER |
| 20 | GRANDSON |
| 21 | NIECE |
| 22 | NEPHEW |
| 23 | AUNT |
| 24 | UNCLE |
| 25 | COUSIN |
| 26 | STEPDAUGHTER'S SON/DAUGHTER |
| 27 | STEPSON'S SON/DAUGHTER |
| 28 | DAUGHTER-IN-LAW'S SON/DAUGHTER |
| 29 | SON-IN-LAW'S SON/DAUGHTER |
| 30 | BOARDER/RENTER |
| 31 | PAID AIDE/HOUSEKEEPER/EMPLOYEE |

32	ROOMMATE
33	EX-WIFE/EX-HUSBAND
34	BOYFRIEND/GIRLFRIEND
35	NEIGHBOR
36	FRIEND
37	SOMEONE/SERVICE AT THE PLACE SP LIVES/LIVED
38	CO-WORKER
39	MINISTER, PRIEST, OR OTHER CLERGY
40	PSYCHIATRIST, PSYCHOLOGIST, COUNSELOR, OR THERAPIST
91	OTHER RELATIVE
92	OTHER NONRELATIVE

PROGRAMMER INSTRUCTIONS:

For each roster selection/addition at HA25, set HELPEDWITHMEALS flag = 1 (yes).

BOX HA33

BOX HA33

NOT ON FILE

If HA30 = 2 (always with someone else) and HELPEDWITHMEALS flag= 1 (YES) for SERVICE/SOMEONE FROM PLACE SP LIVES, go to HA35.

If HA30 = 3 (someone else always did) and HELPEDWITHMEALS flag= 1 (YES) for SERVICE/SOMEONE FROM PLACE SP LIVES, go to BOX HA36.

If HA30 = 4 (varied) and HELPEDWITHMEALS flag= 1 (YES) for SERVICE/SOMEONE FROM PLACE SP LIVES, go to BOX HA34.

Otherwise go to HA33

HA33

ha2dmealreas

R2 D MEALS REASN WITH BY OTHERS

DISPLAY INSTRUCTIONS:

If HA30 = 2 (always with someone else), display "with".

If HA30 = 3 (someone else always did), display "for".

If HA30 = 4 (varied), display "with or for".

If HA30 = 5 (none made in last month), do not display first sentence.

Display "HEALTH OR FUNCTIONING" and "OTHER REASON" in underlined text.

Display responses in two side-by-side columns with "HEALTH AND FUNCTIONING" and "OTHER REASON" as column headers. Display the remaining text for CODE 1 and CODE 2 as lists below the corresponding column headers.

QUESTION TEXT:

{What is the reason someone else made hot meals {with/for/with or for} {you/SP}?} Was that because of {your/SP's} health or functioning or some other reason?

SELECT ALL THAT APPLY

CODES

Code All That Apply

- | | |
|---|----------------------------------------------------------------------------------------------------------------|
| 1 | HEALTH OR FUNCTIONING INCLUDES: AGE, MEMORY, VISION, HEALTH CONDITION/DISEASE NAMES, SURGERRY, UNABLE TO DRIVE |
| 2 | OTHER REASON INCLUDES: SHARED ACTIVITY, ALWAYS DONE THIS WAY, SOMEONE ELSE |

WANTED TO DO IT, PAY SOMEONE, DOESN'T
LIKE TO DO IT
REFUSED
DON'T KNOW

BOX HA34
BOX HA34

PROGRAMMER INSTRUCTIONS:

If HA33 = 1 (HEALTH OR FUNCTIONING), set HEALTHREASONHELPWITHMEALS flag = 1 (yes).

BOX HA34

BOX HA34

NOT ON FILE

If HA30a = 1 (yes by self), go to HA34.
If HA30 = 2 (always with someone else) or HA30a ≠ 1 (didn't do by self), go to HA35.
If [HA30 = 3 (someone else always did) or HA30 = 5 (not done in last month)] and
HEALTHREASONHELPWITHMEALS flag = 1 (yes), go to BOX HA36. Otherwise, go to HA40PRE.

HA34

ha2dmeal dif

R2 HA34 DIFFICULTY MAK MEALS SELF

DISPLAY INSTRUCTIONS:

Display "by {yourself/himself/herself}" in bold underlined text.

QUESTION TEXT:

In the last month, how much difficulty did {you/SP} have shopping for groceries or personal items by
{yourself/himself/herself}? Would you say none, a little, some, or a lot?

CODES

1 NONE
2 A LITTLE
3 SOME
4 A LOT
REFUSED
DON'T KNOW

HA35

ha2meal oft

R2 HA35 HOW OFTEN MAKE HOT MEALS

DISPLAY INSTRUCTIONS:

Display "a year ago" in bold underlined text.

QUESTION TEXT:

Compared to a year ago, {do you/does SP} make hot meals more often, less often, or about the same?

CODES

1 MORE OFTEN
2 LESS OFTEN
3 SAME
REFUSED
DON'T KNOW

BOX HA36

BOX HA36

NOT ON FILE

If [HA30 = 1 (always by self) or HA30 = 4 (varied)] and [HA34 = 2 (a little) or HA34 = 3 (some) or HA34 = 4 (a lot)], go to HA36.

If [HA30 = 2 (always with someone else) or HA30 = 3 (someone else always did) or HA30 = 4 (varied) or HA30 = 5 (not done in last month)] and [HEALTHREASONHELPWITHMEALS flag = 1 (yes) or HELPEDWITHMEALS flag = 1 (YES) for SERVICE/SOMEONE FROM PLACE SP LIVES] go to HA36

Otherwise go to HA40PRE.

HA36

ha2mealwout

R2 HA36 EVER GO WITHOUT HOT MEAL

DISPLAY INSTRUCTIONS:

If HA30 = 1 (always by self) or 5 (not done in last month) or HA30a = 1 (yes by self), display “it was too difficult to make one by {yourself/himself/herself}”.

If HA30 = 2 (always with someone else) or 3 (someone else always did), display “no one was there to help or make one for {you/{him/her}}”?

Display "in the last month" in underlined text.

QUESTION TEXT:

In the last month, did {you/SP} ever go without a hot meal because {it was too difficult to make one by {yourself/himself/herself} / no one was there to help or make one for {you/him/her}}?

CODES

- | | |
|---|------------|
| 1 | YES |
| 2 | NO |
| | REFUSED |
| | DON'T KNOW |

HA40PRE

HA40PRE

NOT ON FILE

QUESTION TEXT:

Now I have a few questions about everyday money matters like handling bills and banking.

IF NEEDED: By handling bills, we mean writing checks, sending money orders or paying with cash. By banking we mean checking balances, and making transfers, deposits or withdrawals from the bank or ATM.

PRESS 1 AND ENTER TO CONTINUE

HA40

ha2bank

R2 HA40 HOW BILLS BANKIN HANDLED

DISPLAY INSTRUCTIONS:

Display "in the last month" in bold underlined text.

If PROXY flag is null, display “1a”.

If PROXY flag = 1 (yes), display “1b”.

QUESTION TEXT:

SHOW CARD HA{1a/1b}

Which answer best describes how {your/SP's} bills and banking were handled in the last month? Did {you/{he/she}} always do this by {yourself/himself/herself}, always do it together with someone else, did someone else always do it for {you/{him/her}}, or did it vary?

CODES

1	ALWAYS DID IT BY SELF	HA44
2	ALWAYS DID IT TOGETHER WITH SOMEONE ELSE	HA42A
3	SOMEONE ELSE ALWAYS DID IT	HA42A
4	IT VARIED (MORE THAN ONE WAY)	
5	NOT DONE IN LAST MONTH	HA43
	REFUSED	HA44
	DON'T KNOW	HA44

HA40A

ha2bankslf

R2 HA40A HNDL BILLS BNKING YRSLF

DISPLAY INSTRUCTIONS:

Display "by {yourself/himself/herself}" in bold underlined text.

QUESTION TEXT:

In the last month, did {you/SP} ever handle {your/{his/her}} bills and banking by {yourself/himself/herself}?

CODES

1	YES
2	NO
	REFUSED
	DON'T KNOW

HA42A

op2bankhlp

R2 HA42A HELPS SP WITH BANKING

op2relatnshp

R2 RELASHIP TO SP UPDATE AND NEW

DISPLAY INSTRUCTIONS:

Display HELPER RELATIONSHIP CODES.

Display PERSON ROSTER with FIRST NAME, LAST NAME, and RELATIONSHIP TO SP. Allow entry for FIRST NAME, LAST NAME, and RELATIONSHIP TO SP fields.

If FACILITY flag = 1 (YES), display "a staff person from the place where {you live/{he/she} lives}."

If FACILITY flag = 1 (YES) or RETIREMENTCOMMUNITY flag = YES(yes), display SERVICE/SOMEONE FROM THE PLACE SP LIVES/DIED on the PERSON ROSTER.

If HA40 = 2 (always with someone else), display "when {you/SP} handled bills and banking, who did that with {you/{him/her}}".

If HA40 = 3 (someone else always did), display "who handled bills and banking for {you/SP}."

If HA40 = 4 (varied), display "who handled bills and banking with {you/SP} or for {you/{him/her}}".

Display "first" and "last" in underlined text.

QUESTION TEXT:

In the last month, {when {you/SP} handled bills and banking, who did that with {you/{him/her}} / who handled bills and banking for {you/SP} /who handled bills and banking with {you/SP} or for {you/{him/her}}?}

IF NEEDED: This includes family, friends, { a staff person from the place where {you live/{he/she} lives},} or

someone paid to help {you/{him/her}}.

PROBE: Anyone else?

SELECT ALL THAT APPLY

IF PERSON NAMED IS NOT ON THE ROSTER, PRESS CTRL/P TO ADD A PERSON.

HA42b. [What is (his/her) first name?] CONFIRM SPELLING

HA42c. [What is (his/her) last name?] CONFIRM SPELLING

HA42d. [What is (his/her) relationship to {you/SP}?] PRESS F1 FOR HELP SCREEN

CODES

- | | |
|----|-----------------------------------------------------|
| 2 | SPOUSE/PARTNER |
| 3 | DAUGHTER |
| 4 | SON |
| 5 | DAUGHTER-IN-LAW |
| 6 | SON-IN-LAW |
| 7 | STEPDAUGHTER |
| 8 | STEPSON |
| 9 | SISTER |
| 10 | BROTHER |
| 11 | SISTER-IN-LAW |
| 12 | BROTHER-IN-LAW |
| 13 | MOTHER |
| 14 | STEPMOTHER |
| 15 | MOTHER-IN-LAW |
| 16 | FATHER |
| 17 | STEPFATHER |
| 18 | FATHER-IN-LAW |
| 19 | GRANDDAUGHTER |
| 20 | GRANDSON |
| 21 | NIECE |
| 22 | NEPHEW |
| 23 | AUNT |
| 24 | UNCLE |
| 25 | COUSIN |
| 26 | STEPDAUGHTER'S SON/DAUGHTER |
| 27 | STEPSON'S SON/DAUGHTER |
| 28 | DAUGHTER-IN-LAW'S SON/DAUGHTER |
| 29 | SON-IN-LAW'S SON/DAUGHTER |
| 30 | BOARDER/RENTER |
| 31 | PAID AIDE/HOUSEKEEPER/EMPLOYEE |
| 32 | ROOMMATE |
| 33 | EX-WIFE/EX-HUSBAND |
| 34 | BOYFRIEND/GIRLFRIEND |
| 35 | NEIGHBOR |
| 36 | FRIEND |
| 37 | SOMEONE/SERVICE AT THE PLACE SP LIVES/LIVED |
| 38 | CO-WORKER |
| 39 | MINISTER, PRIEST, OR OTHER CLERGY |
| 40 | PSYCHIATRIST, PSYCHOLOGIST, COUNSELOR, OR THERAPIST |
| 91 | OTHER RELATIVE |
| 92 | OTHER NONRELATIVE |

PROGRAMMER INSTRUCTIONS:

For each roster selection/addition at HA25, set HELPEDWITHBANKING flag = 1 (yes).

BOX HA43**BOX HA43**

NOT ON FILE

If HA40 = 2 (always with someone else) HELPEDWITHBANKING flag = 1 (YES) for SERVICE/SOMEONE FROM PLACE SP LIVES, go to HA45.

If HA40 = 3 (someone else always did) and HELPEDWITHBANKING flag = 1 (YES) for SERVICE/SOMEONE FROM PLACE SP LIVES, go to BOX HA46.

If HA40 = 4 (varied) and HELPEDWITHBANKING flag = 1 (YES) for SERVICE/SOMEONE FROM PLACE SP LIVES, go to BOX HA44.

Otherwise go to HA43.

HA43**ha2dbankreas**

R2 D BANK BILL REASON WITHBY OTH

DISPLAY INSTRUCTIONS:

If HA40 = 2 (always with someone else), display "with".

If HA40 = 3 (someone else always did), display "for".

If HA40 = 4 (varied), display "with or for".

If HA40 = 5 (not done in last month) do not display first sentence.

Display "HEALTH OR FUNCTIONING" and "OTHER REASON" in underlined text.

Display responses in two side-by-side columns with "HEALTH AND FUNCTIONING" and "OTHER REASON" as column headers. Display the remaining text for CODE 1 and CODE 2 as lists below the corresponding column headers.

QUESTION TEXT:

{What is the reason someone else handled bills and banking {with/for/with or for} {you/{him/her}}?} Was that because of {your/{his/her}} health or functioning or some other reason?

SELECT ALL THAT APPLY

CODES**Code All That Apply**

1

HEALTH OR FUNCTIONING INCLUDES: AGE,
MEMORY, VISION, HEALTH CONDITION/DISEASE
NAMES, SURGERRY, UNABLE TO DRIVE

2

OTHER REASON INCLUDES: SHARED ACTIVITY,
ALWAYS DONE THIS WAY, SOMEONE ELSE
WANTED TO DO IT, PAY SOMEONE, DOESN'T
LIKE TO DO IT
REFUSED
DON'T KNOW

BOX HA44

BOX HA44

PROGRAMMER INSTRUCTIONS:

If HA43 = 1 (HEALTH OR FUNCTIONING), set HEALTHREASONHELPWITHBANKING flag = 1 (yes).

BOX HA44**BOX HA44**

NOT ON FILE

If HA40a = 1 (yes by self), go to HA44.

If HA40 = 2 (always with someone else) or HA40a ≠ 1 (didn't do by self), go to HA45.

If [HA40 = 3 (someone else always did) or HA40 = 5 (not done in last month)] and HEALTHREASONHELPWITHBANKING flag =1 (yes), go to BOX HA46.

Otherwise, go to HA50PRE.

HA44

ha2bankdif

R2 HA44 DIF HNDL BLLS BNKING SLF

DISPLAY INSTRUCTIONS:

Display "by {yourself/himself/herself}" in bold underlined text.

QUESTION TEXT:

In the last month, how much difficulty did {you/SP} have handling {your/his/her} bills and banking by {yourself/himself/herself}? Would you say none, a little, some, or a lot?

CODES

- | | |
|---|------------|
| 1 | NONE |
| 2 | A LITTLE |
| 3 | SOME |
| 4 | A LOT |
| | REFUSED |
| | DON'T KNOW |

HA45

ha2bankoft

R2 HA45 HOW OFTEN YOU PAY BILLS

DISPLAY INSTRUCTIONS:

Display "a year ago" in bold underlined text.

QUESTION TEXT:

Compared to a year ago, {do you/does SP} handle {your/his/her} own bills and banking more often, less often, or about the same?

CODES

- | | |
|---|------------|
| 1 | MORE OFTEN |
| 2 | LESS OFTEN |
| 3 | SAME |
| | REFUSED |
| | DON'T KNOW |

BOX HA46

BOX HA46

NOT ON FILE

If [HA40 = 1 (always by self) or HA40 = 4 (varied)] and [HA44 = 2 (a little) or HA44 = 3 (some) or HA44 = 4 (a lot)], go to HA46.

If [HA40 = 2 (always with someone else) or HA40 = 3 (someone else always did) or HA40 = 4 (varied) or HA40 = 5 (not done in last month)] and [HEALTHREASONHELPWITHBANKING flag = 1 (yes) or HELPEDWITHBANKING flag = 1 (YES) for SERVICE/SOMEONE FROM PLACE SP LIVES], go to HA46.

Otherwise go to HA50PRE.

HA46

ha2bankwout

R2 HA46 EVER GO WOUT PAYIN BILLS

DISPLAY INSTRUCTIONS:

If HA40=1 (always by self) or 5 (not done in last month) or HA40a = 1 (yes by self), display “it was too difficult to do that by {yourself/himself/herself}”.

If HA40=2 (always with someone else) or 3 (someone else always did), display “no one was there to help or do that for {you/{him/her}}”.

Display "in the last month" in underlined text.

QUESTION TEXT:

In the last month, did {you/SP} ever go without handling {your/his/her} bills and banking matters because {it was too difficult to do that by {yourself/himself/herself} / no one was there to help or do that for {you/{him/her}}}

CODES

1	YES
2	NO
	REFUSED
	DON'T KNOW

HA50PRE**HA50PRE**

NOT ON FILE

QUESTION TEXT:

Now let's turn to less common money matters, such as opening, closing or cashing in CDs, checking, money market or retirement accounts or applying for loans.

PRESS 1 AND ENTER TO CONTINUE

HA50**ha2money**

R2 HA50 MONEY MATTERS TO HANDLE

DISPLAY INSTRUCTIONS:

Display "in the last year" in underlined text.

QUESTION TEXT:

In the last year, did {you/SP} have money matters like these that needed to be handled?

IF NEEDED: Money matters include opening, closing or cashing in CDs, checking, money market or retirement accounts, or applying for loans.

CODES

1	YES	
2	NO	SECTION SC
	REFUSED	SECTION SC
	DON'T KNOW	SECTION SC

HA51**ha2moneyhlp**

R2 HA51 ANYONE HLP W MONY MATTRS

DISPLAY INSTRUCTIONS:

If FACILITY flag = 1 (yes), display “a service provided by the place where {you live/SP lives},”

Display "in the last year" in bold underlined text.

QUESTION TEXT:

In the last year, did anyone help {you/SP} or handle these kinds of money matters for {you/{him/her}}? This includes family, friends, {a service provided by the place where {you live/{he/she} lives},} or someone paid to help {you/{him/her}}.

IF NEEDED: Money matters include opening, closing or cashing in CDs, checking, money market or retirement accounts or applying for loans.

CODES

1	YES	
2	NO	SECTION SC
	REFUSED	SECTION SC
	DON'T KNOW	SECTION SC

HA52A

op2moneyhlp

R2 HA52A HELPS SP WITH MONEY

op2relatnshp

R2 OTHR PRSN RELATIONSHIP TO SP

DISPLAY INSTRUCTIONS:

Display HELPER RELATIONSHIP CODES.

Display PERSON ROSTER with FIRST NAME, LAST NAME, and RELATIONSHIP TO SP. Allow entry for FIRST NAME, LAST NAME, and RELATIONSHIP TO SP fields.

If FACILITY flag = 1 (YES), display "a staff person from the place where {you live/{he/she} lives}."

If FACILITY flag = 1 (YES) or RETIREMENTCOMMUNITY flag = 1 (YES), display SERVICE/SOMEONE FROM THE PLACE SP LIVES/DIED on the person roster.

Display "first" and "last" in underlined text.

QUESTION TEXT:

Who was that?

IF NEEDED: This includes family, friends, { a staff person from the place where {you live/{he/she} lives},} or someone paid to help {you/{him/her}}.

PROBE: Anyone else?

SELECT ALL THAT APPLY

IF PERSON NAMED IS NOT ON THE ROSTER, PRESS CTRL/P TO ADD A PERSON.

HA52b. [What is (his/her) first name?] CONFIRM SPELLING

HA52c. [What is (his/her) last name?] CONFIRM SPELLING

HA52d. [What is (his/her) relationship to {you/SP}?] PRESS F1 FOR HELP SCREEN

CODES

2	SPOUSE/PARTNER
3	DAUGHTER
4	SON
5	DAUGHTER-IN-LAW
6	SON-IN-LAW
7	STEPDAUGHTER
8	STEPSON
9	SISTER
10	BROTHER
11	SISTER-IN-LAW
12	BROTHER-IN-LAW

13	MOTHER
14	STEPMOTHER
15	MOTHER-IN-LAW
16	FATHER
17	STEPFATHER
18	FATHER-IN-LAW
19	GRANDDAUGHTER
20	GRANDSON
21	NIECE
22	NEPHEW
23	AUNT
24	UNCLE
25	COUSIN
26	STEPDAUGHTER'S SON/DAUGHTER
27	STEPSON'S SON/DAUGHTER
28	DAUGHTER-IN-LAW'S SON/DAUGHTER
29	SON-IN-LAW'S SON/DAUGHTER
30	BOARDER/RENTER
31	PAID AIDE/HOUSEKEEPER/EMPLOYEE
32	ROOMMATE
33	EX-WIFE/EX-HUSBAND
34	BOYFRIEND/GIRLFRIEND
35	NEIGHBOR
36	FRIEND
37	SOMEONE/SERVICE AT THE PLACE SP LIVES/LIVED
38	CO-WORKER
39	MINISTER, PRIEST, OR OTHER CLERGY
40	PSYCHIATRIST, PSYCHOLOGIST, COUNSELOR, OR THERAPIST
91	OTHER RELATIVE
92	OTHER NONRELATIVE

PROGRAMMER INSTRUCTIONS:

For each roster selection/addition at HA25, set HELPEDWITHMONEYMATTERS flag = 1 (yes).

Go to Section SC – Self-care Activities.

Derived Variables from Items in HA Section

ha2dlaunsfdf	R2 D LAUNDRY SELF AND DIFF LEVEL
ha2dshopsfdf	R2 D SLF SHOPPING AND DIFF LEVEL
ha2dmealsfdf	R2 D SELF MEALS AND DIFF LEVEL
ha2dbanksfdf	R2 D SELF BANKS AND DIFF LEVEL
ha2dmealwhl	R2 D SP RECEIVES MEALS ON WHEELS
ha2dmealtkot	R2 D SP RECEIVES TAKE OUT MEALS
ha2dlaunreas	R2 D LAUNDRY REASN WITH BY OTHERS (see HA4)
ha2dshopreas	R2 D SHOP REASN WITH BY OTHERS (see HA26)
ha2dmealreas	R2 D MEALS REASN WITH OTHERS (see HA33)

NHATS Round 2

Section SC [SELF-CARE ACTIVITIES]

Sequence: 22

SC1PRE

SC1PRE

NOT ON FILE

DISPLAY INSTRUCTIONS:

If DECEASED flag = 1 (YES), display “SP ate”.
Otherwise, display “you eat/SP eats”.

Now I have a few questions about how {{you eat/SP eats}/SP ate}.

PRESS 1 AND ENTER TO CONTINUE

SC1

sc2eatdev

R2 SC1 EVER USE ADAPTED UTENSILS

DISPLAY INSTRUCTIONS:

Display “adapted” in bold underlined text.

If DECEASED flag = 1 (YES), display “of {his/her} life”.

QUESTION TEXT:

In the last month {of {his/her} life}, did {you/SP} ever use adapted utensils to help {you/{him/her}} eat or cut {your/{his/her}} food?

IF NEEDED: Adapted utensils include things like easy-to-grip silverware, knives that rock, and plates with high sides.

CODES

- | | |
|---|----------------------------|
| 1 | YES |
| 2 | NO |
| 7 | ALWAYS FED THROUGH OR TUBE |
| | REFUSED |
| | DON'T KNOW |

BOX SC2

BOX SC2

NOT ON FILE

If SC1 = 7 (FEEDING TUBE), go to SC7PRE.

Else if DECEASED flag = 1 (YES), go to SC3.

Else if SC1 = 1 (YES), go to SC2.

Otherwise, go to SC3.

SC2

sc2eatdevoft

R2 SC2 OFTEN USE ADAPTED UTENSLS

QUESTION TEXT:

SHOW CARD SC1

Did {you/SP} use adapted utensils every time {you/{he/she}} had a meal, most times, sometimes, or rarely?

CODES

- | | |
|---|------------|
| 1 | EVERY TIME |
| 2 | MOST TIMES |
| 3 | SOMETIMES |
| 4 | RARELY |
| | REFUSED |
| | DON'T KNOW |

SC3

sc2eathlp

R2 SC3 DID ANYONE HELP YOU EAT

DISPLAY INSTRUCTIONS:

If FACILITY flag = 1 (YES), display “a staff person from the place where {you live/{he/she}} {lives/lived},”.
If DECEASED flag = 1 (YES), display “of {his/her} life” and “lived”.
Otherwise, display “lives”.

QUESTION TEXT:

In the last month {of {his/her} life}, did anyone ever help {you/SP} eat, for instance, by cutting up food or feeding {you/{him/her}}?

IF NEEDED: This includes family, friends, {a staff person from the place where {you live/{he/she}} {lives/lived}}, or someone paid to help {you/{him/her}}.

CODES

- | | |
|---|------------|
| 1 | YES |
| 2 | NO |
| | REFUSED |
| | DON'T KNOW |

BOX SC3A

BOX SC3A

NOT ON FILE

If SC3=1 (YES), go to SC3a.

Else if DECEASED flag=1 (YES), go to SC7PRE.

Otherwise, go to SC5.

SC3A

op2eathlp

R2 SC3A HELPS SP WITH EATING

op2relatnshp

R2 RELASHIP TO SP UPDATE AND NEW

DISPLAY INSTRUCTIONS:

Display HELPER RELATIONSHIP CODES.

Display PERSON ROSTER with FIRST NAME, LAST NAME, and RELATIONSHIP TO SP. Allow entry for FIRST NAME, LAST NAME, and RELATIONSHIP TO SP fields.

If FACILITY flag = 1 (YES) or RETIREMENTCOMMUNITY flag = 1 (YES), display SERVICE/SOMEONE FROM THE PLACE SP LIVES/DIED on the PERSON ROSTER.

Display "first" and "last" in underlined text.

QUESTION TEXT:

Who helped {you/SP} eat?

PROBE: Anyone else?

SELECT ALL THAT APPLY

IF PERSON NAMED IS NOT ON THE ROSTER, PRESS CTRL/P TO ADD A PERSON.

SC3b. [What is (his/her) first name?] CONFIRM SPELLING

SC3c. [What is (his/her) last name?] CONFIRM SPELLING

SC3d. [What is (his/her) relationship to {you/SP}?] PRESS F1 FOR HELP SCREEN

CODES

- | | |
|----|-----------------------------------------------------|
| 2 | SPOUSE/PARTNER |
| 3 | DAUGHTER |
| 4 | SON |
| 5 | DAUGHTER-IN-LAW |
| 6 | SON-IN-LAW |
| 7 | STEPDAUGHTER |
| 8 | STEPSON |
| 9 | SISTER |
| 10 | BROTHER |
| 11 | SISTER-IN-LAW |
| 12 | BROTHER-IN-LAW |
| 13 | MOTHER |
| 14 | STEPMOTHER |
| 15 | MOTHER-IN-LAW |
| 16 | FATHER |
| 17 | STEPFATHER |
| 18 | FATHER-IN-LAW |
| 19 | GRANDDAUGHTER |
| 20 | GRANDSON |
| 21 | NIECE |
| 22 | NEPHEW |
| 23 | AUNT |
| 24 | UNCLE |
| 25 | COUSIN |
| 26 | STEPDAUGHTER'S SON/DAUGHTER |
| 27 | STEPSON'S SON/DAUGHTER |
| 28 | DAUGHTER-IN-LAW'S SON/DAUGHTER |
| 29 | SON-IN-LAW'S SON/DAUGHTER |
| 30 | BOARDER/RENTER |
| 31 | PAID AIDE/HOUSEKEEPER/EMPLOYEE |
| 32 | ROOMMATE |
| 33 | EX-WIFE/EX-HUSBAND |
| 34 | BOYFRIEND/GIRLFRIEND |
| 35 | NEIGHBOR |
| 36 | FRIEND |
| 37 | SOMEONE/SERVICE AT THE PLACE SP LIVES/LIVED |
| 38 | CO-WORKER |
| 39 | MINISTER, PRIEST, OR OTHER CLERGY |
| 40 | PSYCHIATRIST, PSYCHOLOGIST, COUNSELOR, OR THERAPIST |
| 91 | OTHER RELATIVE |
| 92 | OTHER NONRELATIVE |

PROGRAMMER INSTRUCTIONS:

For each roster selection/addition at SC3, set HELPSWITHEATING flag = 1 (yes).

BOX SC4**BOX SC4**

NOT ON FILE

If DECEASED flag=1 (YES), go to SC7PRE.

Otherwise, go to SC4.

SC4**sc2eatslft**

R2 SC4 HOW OFTEN EAT BY YOURSELF

DISPLAY INSTRUCTIONS:

DISPLAY "by {yourself/{himself/herself}} and without help" IN BOLD UNDERLINED TEXT

QUESTION TEXT:

SHOW CARD SC2

In the last month when {you/SP} ate, how often did {you/{he/she}} do this by {yourself/{himself/herself}} and without help? Would you say most times, sometimes, rarely, or never?

CODES

- | | | |
|---|------------|---------|
| 1 | MOST TIMES | |
| 2 | SOMETIMES | |
| 3 | RARELY | |
| 4 | NEVER | BOX SC6 |
| | REFUSED | BOX SC6 |
| | DON'T KNOW | BOX SC6 |

SC5**sc2eatslft**

R2 SC5 DIFFICULTY EATING BY SELF

DISPLAY INSTRUCTIONS:

If SC1 = 1 (used adapted utensils), display "when {you/SP} used adapted utensils,".

DISPLAY "by {yourself/{himself/herself}} and without help" IN BOLD UNDERLINED TEXT

QUESTION TEXT:

In the last month, {when {you/SP} used adapted utensils,} how much difficulty did {you/{he/she}} have eating by {yourself/{himself/herself}} and without help? Would you say none, a little, some, or a lot?

CODES

- | | |
|---|------------|
| 1 | NONE |
| 2 | A LITTLE |
| 3 | SOME |
| 4 | A LOT |
| | REFUSED |
| | DON'T KNOW |

BOX SC6**BOX SC6**

NOT ON FILE

If SC3 = 2 (no help with eating) and SC5 = 1 (no difficulty eating), go to SC7PRE.

Otherwise, continue with SC6.

SC6

sc2eatwout

R2 SC6 GO WOUT EAT BECSE NO HELP

DISPLAY INSTRUCTIONS:

If SC4 = 4 (never ate by self w/out help), display “no one was there to help”

Otherwise, display “it was too difficult to feed {yourself/{himself/herself}}”.

QUESTION TEXT:

In the last month, did {you/SP} ever go without eating because {no one was there to help/it was too difficult to feed {yourself/{himself/herself}}?}

CODES

- | | |
|---|------------|
| 1 | YES |
| 2 | NO |
| | REFUSED |
| | DON'T KNOW |

SC7PRE

SC7PRE

NOT ON FILE

DISPLAY INSTRUCTIONS:

If DECEASED flag = 1 (YES), display “SP got”.

Otherwise, display “you get/SP gets”.

Now I have a few questions about how {{you get/SP gets}/SP got} cleaned up.

PRESS 1 AND ENTER TO CONTINUE

SC7

sc2showrbat1

R2 SC7 SP SHOWERED

sc2showrbat2

R2 SC7 SP TOOK BATHS IN A TUB

sc2showrbat3

R2 SC7 SP WASHED SOME OTHR WAY

DISPLAY INSTRUCTIONS:

If DECEASED flag = 1 (YES), display “of {his/her} life” and “{he/she} took”.

Otherwise, display “you take/{he/she} takes”.

QUESTION TEXT:

In the last month {of {his/her} life}, how did {you/SP} usually clean {yourself/himself/herself} up? By taking a shower, bathing in a tub, or washing up some other way?

IF NEEDED: Do not include whirlpool baths {you take/{he/she} takes}/{he/she} took} for therapy.

SELECT ALL THAT APPLY

CODES

Code All That Apply

- | | |
|---|--------------------------|
| 1 | SHOWERED |
| 2 | TOOK BATHS IN A TUB |
| 3 | WASHED UP SOME OTHER WAY |
| | REFUSED |
| | DON'T KNOW |

PROGRAMMER INSTRUCTIONS:

If SC7 = 1 (showered) and SC7 ≠ 2 (took baths) and SC7 ≠ 3 (washed up), set SHOWERING flag = 1 (yes).
 If SC7 = 2 (took baths) and SC7 ≠ 1 (showered) and SC7 ≠ 3 (washed up), set TAKINGBATHS flag = 1 (yes).
 If SC7 = 3 (washed up) and SC7 ≠ 1 (showered) and SC7 ≠ 2 (took baths), set WASHINGUP flag = 1 (yes).

BOX SC7A**BOX SC4A**

NOT ON FILE

If DECEASED flag = 1 (YES) and SC7 = 1 (SHOWERED), 2 (BATHS), or 3 (WASH OTHER WAY), go to SC7A.
 Else if DECEASED flag <> 1 (YES) and more than one response to SC7, go to SC8.
 Else if DECEASED flag <> 1 (YES) and only one response at SC7, go to BOX SC9.
 Otherwise, if SC7 = RF or DK, go to SC16PRE.

SC7A**sc2bdevdec**

R2 SC7A USE BATH DEVICE IN LML

DISPLAY INSTRUCTIONS:

If SC7=1 display “showering”.

If SC7=2 display “bathing”.

If SC7=3 display “washing up”.

If more than one answer displayed, separate by “or”.

QUESTION TEXT:

In the last month of {his/her} life, did {SP} ever use grab bars or a shower or tub seat when {showering/bathing/washing up}?

IF NEEDED: A grab bar is designed to help you steady yourself. It may be attached to the wall or built into the shower or tub. A shower or tub seat is a chair, stool, or bench used in the shower or bathtub. Some seats are placed in the shower or tub, others are built in.

CODES

1	YES
2	NO
	REFUSED
	DON'T KNOW

SC8**sc2prfrshbth**

R1 SC8 PREFER SHOWER BATH OR OTHR

DISPLAY INSTRUCTIONS:

If SC7 = 1 (showered), display “showering” and response option 1.

If SC7 = 2 (took baths), display “taking baths” and response option 2.

If SC7 = 3 (washed up), display “washing up some other way” and response option 3.

Display “or” between methods of cleaning up.

QUESTION TEXT:

In the last month, which did {you/SP} do most often: {showering / taking baths / washing up some other way}?

CODES

1	SHOWERING
---	-----------

- 2 TAKING BATHS
- 3 WASHING UP SOME OTHER WAY

PROGRAMMER INSTRUCTIONS:

If SC8 = 1 (showering), set SHOWERING flag = 1 (yes).
If SC8 = 2 (taking baths), set TAKINGBATHS flag = 1 (yes).
If SC8 = 3 (washing up), set WASHINGUP flag = 1 (yes).

BOX SC9

BOXSC9

NOT ON FILE

If BATHGRABBAR = 1 (yes) and [SHOWERING flag = 1 (yes) or TAKINGBATHS flag = 1 (yes)], go to SC9.
Otherwise, go to BOX SC10.

SC9

sc2scusgrbrs

R2 SC9 HOW OFTEN USE GRAB BARS

DISPLAY INSTRUCTIONS:

If SHOWERING flag = 1 (yes), display “showered”.
If TAKINGBATHS flag = 1 (yes), display “took a bath”.

QUESTION TEXT:

SHOW CARD SC3

In the last month, did {you/SP} use grab bars every time {you/{he/she}} {showered/ took a bath}, most times, sometimes, rarely, or never?

IF NEEDED: A grab bar is designed to help you steady yourself. It may be attached to the wall or built into the shower or tub. Do not include towel racks.

CODES

- 1 EVERY TIME
- 2 MOST TIMES
- 3 SOMETIMES
- 4 RARELY
- 5 NEVER
- REFUSED
- DON'T KNOW

BOX SC10

BOXSC10

NOT ON FILE

If BATHSEAT flag = 1 (yes) and [SHOWERING flag = 1 (yes) or TAKINGBATHS flag = 1 (yes)], go to SC10.
Otherwise, go to SC11.

SC10

sc2shtubseat

R2 SC10 OFTN USE SHOWR TUB SEAT

DISPLAY INSTRUCTIONS:

If SHOWERING flag = 1 (yes), display “showered”.
If TAKINGBATHS flag = 1 (yes), display “took a bath”.

QUESTION TEXT:

SHOW CARD SC3

In the last month, did {you/SP} use the shower or tub seat every time {you/{he/she}} {showered/ took a bath}, most times, sometimes, rarely, or never?

IF NEEDED: A shower or tub seat is a chair, stool, or bench used in the shower or bathtub. Some seats are placed in the shower or tub, others are built in.

CODES

- | | |
|---|------------|
| 1 | EVERY TIME |
| 2 | MOST TIMES |
| 3 | SOMETIMES |
| 4 | RARELY |
| 5 | NEVER |
| | REFUSED |
| | DON'T KNOW |

SC11**sc2bathhlp**

R2 SC11 ANYN HLP SHOWR BATH OTHR

DISPLAY INSTRUCTIONS:

If SC7 = 1 (showered) or SHOWERING flag = 1 (YES), display "shower".

If SC7 = 2 (took baths) or TAKINGBATHS flag = 1 (YES), display "take a bath".

If SC7 = 3 (washed up) or WASHINGUP flag = 1 (YES), display "wash up". If more than one answer displayed, separate by "or".

If FACILITY flag = 1 (YES), display "a staff person from the place where {you live/{he/she}} {lives/lived}".

If DECEASED flag = 1 (YES), display "of {his/her} life" and "lived".

Otherwise, display "lives".

QUESTION TEXT:

In the last month {of {his/her} life}, did anyone ever help {you/SP} {shower/ take a bath/wash up}?

IF NEEDED: This includes family, friends, {a staff person from the place where {you live/{he/she}} {lives/lived}}, or someone paid to help {you/{him/her}}.

CODES

- | | |
|---|------------|
| 1 | YES |
| 2 | NO |
| | REFUSED |
| | DON'T KNOW |

BOX SC11A**BOX SC11A**

NOT ON FILE

If SC11=1 (YES), go to SC11a.

Else if DECEASED flag=1 (YES), go to SC16PRE.

Otherwise, go to SC13.

SC11A**op2bathhlp**

R2 SC11A HELPS SP WITH BATHING

op2relatnshp

R2 RELASHIP TO SP UPDATE AND NEW

DISPLAY INSTRUCTIONS:

If SHOWERING flag = 1 (yes), display “shower”.
If TAKINGBATHS flag = 1 (yes), display “take a bath”.
If WASHINGUP flag = 1 (yes), display “wash up”.

Display HELPER RELATIONSHIP CODES.

Display PERSON ROSTER with FIRST NAME, LAST NAME, and RELATIONSHIP TO SP. Allow entry for FIRST NAME, LAST NAME, and RELATIONSHIP TO SP fields.

If FACILITY flag = 1 (YES) or RETIREMENTCOMMUNITY flag = 1 (YES), display SERVICE/SOMEONE FROM THE PLACE SP LIVES/DIED on the PERSON ROSTER.

Display "first" and "last" in underlined text.

QUESTION TEXT:

Who helped {you/SP} {shower/take a bath/wash up}?

PROBE: Anyone else?

SELECT ALL THAT APPLY

IF PERSON NAMED IS NOT ON THE ROSTER, PRESS CTRL/P TO ADD A PERSON.

SC11b. [What is (his/her) first name?] CONFIRM SPELLING

SC11c. [What is (his/her) last name?] CONFIRM SPELLING

SC11d. [What is (his/her) relationship to {you/SP}?] PRESS F1 FOR HELP SCREEN

CODES

2	SPOUSE/PARTNER
3	DAUGHTER
4	SON
5	DAUGHTER-IN-LAW
6	SON-IN-LAW
7	STEPDAUGHTER
8	STEPSON
9	SISTER
10	BROTHER
11	SISTER-IN-LAW
12	BROTHER-IN-LAW
13	MOTHER
14	STEPMOTHER
15	MOTHER-IN-LAW
16	FATHER
17	STEPFATHER
18	FATHER-IN-LAW
19	GRANDDAUGHTER
20	GRANDSON
21	NIECE
22	NEPHEW
23	AUNT
24	UNCLE
25	COUSIN
26	STEPDAUGHTER'S SON/DAUGHTER
27	STEPSON'S SON/DAUGHTER
28	DAUGHTER-IN-LAW'S SON/DAUGHTER
29	SON-IN-LAW'S SON/DAUGHTER

30	BOARDER/RENTER
31	PAID AIDE/HOUSEKEEPER/EMPLOYEE
32	ROOMMATE
33	EX-WIFE/EX-HUSBAND
34	BOYFRIEND/GIRLFRIEND
35	NEIGHBOR
36	FRIEND
37	SOMEONE/SERVICE AT THE PLACE SP LIVES/LIVED
38	CO-WORKER
39	MINISTER, PRIEST, OR OTHER CLERGY
40	PSYCHIATRIST, PSYCHOLOGIST, COUNSELOR, OR THERAPIST
91	OTHER RELATIVE
92	OTHER NONRELATIVE

PROGRAMMER INSTRUCTIONS:

For each roster selection/addition at SC11, set HELPSWITHBATHING flag = 1 (YES).

BOX SC12

BOX SC12

NOT ON FILE

If DECEASED flag = 1 (YES), go to SC16PRE.

Otherwise, go to SC12.

SC12

sc2bathoft

R2 SC12 HOW OFTEN BATHE YOURSELF

DISPLAY INSTRUCTIONS:

If SHOWERING flag = 1 (yes), display “showered”.

If TAKINGBATHS flag = 1 (yes), display “took a bath”.

If WASHINGUP flag = 1 (yes), display “washed up”.

DISPLAY "by {yourself/{himself/herself}} and without help" IN BOLD UNDERLINED TEXT

QUESTION TEXT:

SHOW CARD SC2

In the last month, when {you/SP}{showered/ took a bath/ washed up}, how often did {you/{he/she}} do this by {yourself/{himself/herself}} and without help? Would you say most times, sometimes, rarely, or never?

CODES

1	MOST TIMES	
2	SOMETIMES	
3	RARELY	
4	NEVER	SC14
	REFUSED	SC14
	DON'T KNOW	SC14

SC13

sc2bathdif

R2 SC13 DIFF USING BARS OR SEATS

DISPLAY INSTRUCTIONS:

If SC9 = 1, 2, 3, or 4 (used bath grab bars every time, most times, sometimes, or rarely) or SC10 = 1, 2, 3, or 4

(used bath seat every time, most times, sometimes, or rarely), display “{when {you/SP} used {your/{his/her}}”.

If SC9 = 1, 2, 3, or 4 and SC10 = 1, 2, 3, or 4, display “grab bars or shower or tub seat”.

Else if SC9 = 1, 2, 3, or 4, display “grab bars”.

Else if SC10 = 1, 2, 3, or 4, display “shower or tub seat”.

If SHOWERING flag = 1 (yes), display “showering”.

If TAKINGBATHS flag = 1 (yes), display “taking a bath”.

If WASHINGUP flag = 1 (yes), display “washing up”.

If SC9 = 1, 2, 3, or 4, display “A grab bar is designed to help you steady yourself. It may be attached to the wall or built into the shower or tub. Do not include towel racks.”

If SC10 = 1, 2, 3, or 4, display “A shower or tub seat includes a chair, stool, or bench used in the shower or bathtub. Some seats are placed in the shower or tub, others are built in.”

DISPLAY "by {yourself/{himself/herself}} and without help" IN BOLD UNDERLINED TEXT

QUESTION TEXT:

In the last month, {when {you/SP} used {your/{his/her}}}{grab bars/shower or tub seat/grab bars or shower or tub seat} how much difficulty did {you/{he/she}} have {showering/ taking a bath/ washing up} by {yourself/{himself/herself}} and without help? Would you say none, a little, some, or a lot?

IF NEEDED: {A grab bar is designed to help you steady yourself. It may be attached to the wall or built into the shower or tub. Do not include towel racks.} {A shower or tub seat includes a chair, stool, or bench used in the shower or bathtub. Some seats are placed in the shower or tub, others are built in.}

CODES

- | | |
|---|------------|
| 1 | NONE |
| 2 | A LITTLE |
| 3 | SOME |
| 4 | A LOT |
| | REFUSED |
| | DON'T KNOW |

SC14**sc2bathyrgo**

R2 SC14 BATHE MRE OFT THN YR AGO

DISPLAY INSTRUCTIONS:

If SHOWERING flag = 1 (yes), display “shower”.

If TAKINGBATHS flag = 1 (yes), display “take baths”.

If WASHINGUP flag = 1 (yes), display “wash up”.

DISPLAY "a year ago" IN BOLD UNDERLINED TEXT

QUESTION TEXT:

Compared to a year ago, {do you/does SP} now {shower/ take baths/ wash up} more often, less often, or about the same?

CODES

- | | |
|---|------------|
| 1 | MORE OFTEN |
| 2 | LESS OFTEN |
| 3 | SAME |

REFUSED
DON'T KNOW

BOX SC15**BOXSC15**

NOT ON FILE

If SC11 = 2 (no help cleaning up) and SC13 = 1 (no difficulty cleaning up), go to SC16PRE.

Otherwise go to SC15.

SC15**sc2bathwout**

R2 SC15 EVER GO WITHOUT WASHING

DISPLAY INSTRUCTIONS:

If SC12 = 4 (never cleaned up by self), display "no one was there to help".
Otherwise, display "it was too difficult to do that by {yourself/{himself/herself}}".

If SHOWERING flag = 1 (yes), display "showering".
If TAKINGBATHS flag = 1 (yes), display "taking a bath".
If WASHINGUP flag = 1 (yes), display "washing up".

QUESTION TEXT:

In the last month, did {you/SP} ever go without {showering/ taking a bath/ washing up} because {no one was there to help /it was too difficult to do that by {yourself/{himself/herself}}}?

CODES

1 YES
2 NO
REFUSED
DON'T KNOW

SC16PRE**SC16PRE**

NOT ON FILE

QUESTION TEXT:

Now I have a few questions about using the toilet.

IF NEEDED: These questions may seem a bit personal, but they are very important for research on aging and health trends.

PRESS 1 AND ENTER TO CONTINUE

SC16**sc2usvartoi1**

R2 SC16 SP USED PORTABLE COMMODE

sc2usvartoi2

R2 SC16 SP USED PADS UNDERGMT

sc2usvartoi3

R2 SC16 USED GRABBARs FR TOILET

sc2usvartoi4

R2 SC16 USED RAISED TOILET SEAT

DISPLAY INSTRUCTIONS:

Use "Same Question Stem" display

DISPLAY "In the last month" IN BOLD UNDERLINED TEXT

If at SC16a, do not display question text in brackets.

Otherwise, display question text in brackets.

For SC16a, if IS3 = 1 (SP is male), display “, portable urinal”.

For SC16d, if IS3 = 1 (SP is male), display “, portable urinals”.

If TOILETGRABBAR flag = 1 (yes) or DECEASED flag=1 (YES), display variable text {c}.

If RAISEDTOILET flag = 1 (yes) or DECEASED flag=1 (YES), display variable text {d}.

If DECEASED flag = 1 (YES), display “of {his/her} life” and “did SP ever use”.

Otherwise, display “{have you/has SP} ever used”.

QUESTION TEXT:

{{In the last month {of {his/her} life}, {{have you/has SP} ever used}/{did SP ever use}}}}

{variable text [a-d]}

RESPONSE [1] a. a portable commode { portable urinal,} or bedpan?

RESPONSE [2] b. disposable pads or undergarments to help prevent accidentally wetting or soiling {your/{his/her}} clothes?

{RESPONSE [3] c. grab bars around the toilet?

IF NEEDED: A grab bar is designed to help you steady yourself. It may be attached to the wall or part of a frame that goes over the toilet. Do not include towel racks.}

{RESPONSE [4] d. a raised toilet or raised toilet seat?

IF NEEDED: This includes a toilet seat that is elevated higher than usual, either because the toilet or the seat is raised, or a seat with arms that fits over the toilet. Do not include portable commodes {portable urinals,} or bedpans.}

CODES

- | | |
|---|------------|
| 1 | YES |
| 2 | NO |
| | REFUSED |
| | DON'T KNOW |

PROGRAMMER INSTRUCTIONS:

Array the responses and variable text columns in the panel.

Display ‘variable text’ in the a-d sequence until all rows have been displayed.

SC17

sc2toilhlp

R2 SC17 ANYON HLP YOU USE TOILET

DISPLAY INSTRUCTIONS:

If FACILITY flag = 1 (YES), display “a staff person from the place where {you live/{he/she}} {lives/lived}”.

If DECEASED flag = 1 (YES), display “of {his/her} life” and “lived”.

Otherwise, display “lives”.

QUESTION TEXT:

In the last month {of {his/her} life}, did anyone ever help {you/SP} use the toilet?

IF NEEDED: This includes family, friends, {a staff person from the place where {you live/{he/she}} {lives/lived}}, or someone paid to help {you/{him/her}}.

CODES

- | | |
|---|------------|
| 1 | YES |
| 2 | NO |
| | REFUSED |
| | DON'T KNOW |
-

If SC17 = 1 (YES), go to SC17A.

Else if DECEASED flag = 1 (YES), go to SC21PRE.

Otherwise, go to SC19.

SC17A**op2toilhlp**

R2 SC17A HELPS SP WITH TOILETING

op2relatnshp

R2 RELASHIP TO SP UPDATE AND NEW

DISPLAY INSTRUCTIONS:

Display HELPER RELATIONSHIP CODES.

Display PERSON ENTRY with FIRST NAME, LAST NAME, and RELATIONSHIP TO SP. Allow entry for FIRST NAME, LAST NAME, and RELATIONSHIP TO SP fields.

If FACILITY flag = 1 (YES) or RETIREMENTCOMMUNITY flag = 1 (YES), display SERVICE/SOMEONE FROM THE PLACE SP LIVES/DIED on the PERSON ROSTER.

Display "first" and "last" in underlined text

QUESTION TEXT:

Who helped {you/SP} use the toilet?

PROBE: Anyone else?

SELECT ALL THAT APPLY

IF PERSON NAMED IS NOT ON THE ROSTER, PRESS CTRL/P TO ADD A PERSON.

SC17b. [What is (his/her) first name?] CONFIRM SPELLING

SC17c. [What is (his/her) last name?] CONFIRM SPELLING

SC17d. [What is (his/her) relationship to {you/SP}?] [PRESS F1 FOR HELP SCREEN]

CODES

- | | |
|----|-----------------|
| 2 | SPOUSE/PARTNER |
| 3 | DAUGHTER |
| 4 | SON |
| 5 | DAUGHTER-IN-LAW |
| 6 | SON-IN-LAW |
| 7 | STEPDAUGHTER |
| 8 | STEPSON |
| 9 | SISTER |
| 10 | BROTHER |
| 11 | SISTER-IN-LAW |
| 12 | BROTHER-IN-LAW |
| 13 | MOTHER |
| 14 | STEPMOTHER |
| 15 | MOTHER-IN-LAW |
| 16 | FATHER |
| 17 | STEPFATHER |
| 18 | FATHER-IN-LAW |
| 19 | GRANDDAUGHTER |
| 20 | GRANDSON |

21	NIECE
22	NEPHEW
23	AUNT
24	UNCLE
25	COUSIN
26	STEPDAUGHTER'S SON/DAUGHTER
27	STEPSON'S SON/DAUGHTER
28	DAUGHTER-IN-LAW'S SON/DAUGHTER
29	SON-IN-LAW'S SON/DAUGHTER
30	BOARDER/RENTER
31	PAID AIDE/HOUSEKEEPER/EMPLOYEE
32	ROOMMATE
33	EX-WIFE/EX-HUSBAND
34	BOYFRIEND/GIRLFRIEND
35	NEIGHBOR
36	FRIEND
37	SOMEONE/SERVICE AT THE PLACE SP LIVES/LIVED
38	CO-WORKER
39	MINISTER, PRIEST, OR OTHER CLERGY
40	PSYCHIATRIST, PSYCHOLOGIST, COUNSELOR, OR THERAPIST
91	OTHER RELATIVE
92	OTHER NONRELATIVE

PROGRAMMER INSTRUCTIONS:

For each roster selection/addition at SC17, set HELPSWITHTOILETING flag = 1 (YES).

BOX SC18

BOX SC18

NOT ON FILE

If DECEASED flag = 1 (YES), go to SC21PRE

Otherwise, go to SC18.

SC18

sc2toiloft

R2 SC18 OFTEN USE TOILET BY SELF

DISPLAY INSTRUCTIONS:

DISPLAY "by {yourself/{himself/herself}} and without help" IN BOLD UNDERLINED TEXT

QUESTION TEXT:

SHOW CARD SC2

In the last month, when {you/SP} used the toilet, how often did {you/{he/she}} do this by {yourself/{himself/herself}} and without help? Would you say most times, sometimes, rarely, or never?

CODES

1	MOST TIMES	
2	SOMETIMES	
3	RARELY	
4	NEVER	SC20
	REFUSED	SC20
	DON'T KNOW	SC20

SC19**sc2toildif**

R2 SC19 DIFFICULTY WITH GRAB BARS

DISPLAY INSTRUCTIONS:

If SC16c = 1 (used toilet grab bars) or SC16d = 1 (used raised toilet), display “when {you/SP} used the {grab bars/raised toilet or raised toilet seat/grab bars or raised toilet or raised toilet seat},”.

If SC16c = 1 (used toilet grab bars) and SC16d = 1 (used raised toilet), display “grab bars or raised toilet or raised toilet seat”

Else if SC16c = 1 (used toilet grab bars), display “grab bars”.

Else if SC16d = 1 (used raised toilet), display “raised toilet or raised toilet seat”.

DISPLAY "by {yourself/{himself/herself}} and without help" IN BOLD UNDERLINED TEXT

QUESTION TEXT:

In the last month, {when {you/SP} used the} {grab bars/raised toilet or raised toilet seat/grab bars or raised toilet or raised toilet seat},} how much difficulty did {you/{he/she}} have using the toilet by {yourself/{himself/herself}} and without help? Would you say none, a little, some, or a lot?

CODES

- | | |
|---|------------|
| 1 | NONE |
| 2 | A LITTLE |
| 3 | SOME |
| 4 | A LOT |
| | REFUSED |
| | DON'T KNOW |

BOX SC20**BOXSC20**

NOT ON FILE

If SC17 = 2 (no help) and SC19 = 1 (no difficulty), go to SC21PRE.

Otherwise go to SC20.

SC20**sc2toilwout**

R2 SC20 ACCIDENT WET SOIL CLTHES

DISPLAY INSTRUCTIONS:

If SC18 = 4 (never used toilet by self), display “no one was there to help {you/{him/her}} get to or use the toilet”.

Otherwise, display “it was too difficult to get to or use the toilet by {yourself/{himself/herself}}”.

QUESTION TEXT:

In the last month, did {you/SP} ever accidentally wet or soil {your/{his/her}} clothes because {no one was there to help {you/{him/her}} get to or use the toilet/it was too difficult to get to or use the toilet by {yourself/{himself/herself}}?

CODES

- | | |
|---|------------|
| 1 | YES |
| 2 | NO |
| | REFUSED |
| | DON'T KNOW |

SC21PRE**SC21PRE**

NOT ON FILE

DISPLAY INSTRUCTIONS:

If DECEASED flag = 1 (YES), display “a person”.

Otherwise, display “{you/SP}”.

QUESTION TEXT:

The next few questions are about getting dressed. By getting dressed we mean changing out of the clothes {{you/SP}/a person} slept in.

PRESS 1 AND ENTER TO CONTINUE

SC21**sc2dresoft**

R2 SC21 OFTEN YOU GET DRESSED

DISPLAY INSTRUCTIONS:

If DECEASED flag = 1 (YES), display “of {his/her} life”.

QUESTION TEXT:

SHOW CARD SC4

In the last month {of {his/her} life}, did {you/SP} get dressed every day, most days, some days, rarely, or never?

CODES

- 1 EVERY DAY (7 DAYS A WEEK)
 - 2 MOST DAYS (5-6 DAYS A WEEK)
 - 3 SOME DAYS (2-5 DAYS A WEEK)
 - 4 RARELY (ONCE A WEEK OR LESS)
 - 5 NEVER
 - REFUSED
 - DON'T KNOW
-

BOX SC22**BOX SC22**

NOT ON FILE

If SC21=1, 2, 3 or 4, go to SC22.

Else if DECEASED flag = 1 (YES), go to Section DS – Duration of Self Care Activities

Otherwise, go to Box SC27.

SC22**sc2dresdev**

R2 SC22 USE SPECL ITEMS TO DRESS

DISPLAY INSTRUCTIONS:

If DECEASED flag = 1 (YES), display “of {his/her} life”.

QUESTION TEXT:

In the last month {of {his/her} life}, did {you/SP} use any special items to get dressed, such as a button hook, reacher or grabber, or clothes that are designed to get on and off easily?

CODES

- 1 YES
- 2 NO
- REFUSED

DON'T KNOW

SC23

sc2dreshlp

R2 SC23 ANYONE HELP GET DRESSED

DISPLAY INSTRUCTIONS:

If IS3 = 2 (SP is female), display “or bra”.

DISPLAY "In the last month" IN BOLD UNDERLINED TEXT

If FACILITY flag = 1 (YES), display “a staff person from the place where {you live/{he/she} {lives/lived}},”.

If DECEASED flag = 1 (YES), display “of {his/her} life” and “lived”.

Otherwise, display “lives”.

QUESTION TEXT:

In the last month {of {his/her} life}, did anyone ever help {you/SP} get dressed, for instance, by getting clothing over {your/{his/her}} head, helping with clothing behind {your/{his/her}} back like a belt {or bra}, or helping {you/{him/her}} put on socks or shoes?

IF NEEDED: This includes family, friends, {a staff person from the place where {{you live/{he/she} {lives/lived}},} or someone paid to help {you/{him/her}}.

CODES

- | | |
|---|------------|
| 1 | YES |
| 2 | NO |
| | REFUSED |
| | DON'T KNOW |

BOX SC23A

BOX SC23A

NOT ON FILE

If SC23 = 1 (YES), go to SC23A.

Else if DECEASED flag = 1 (YES), go to Section DS – Duration of Self Care Activities.

Otherwise, go to SC25.

SC23A

op2dreshlp

R2 SC23A HELPS SP WITH DRESSING

op2relatnshp

R2 RELASHIP TO SP UPDATE AND NEW

DISPLAY INSTRUCTIONS:

Display HELPER RELATIONSHIP CODES.

Display PERSON ROSTER with FIRST NAME, LAST NAME, and RELATIONSHIP TO SP. Allow entry for FIRST NAME, LAST NAME, and RELATIONSHIP TO SP fields.

If FACILITY flag = 1 (YES) or RETIREMENTCOMMUNITY flag = 1 (YES), display SERVICE/SOMEONE FROM THE PLACE SP LIVES/DIED on the PERSON ROSTER.

Display "first" and "last" in bold underlined text.

QUESTION TEXT:

Who helped {you/SP} get dressed?

PROBE: Anyone else?

SELECT ALL THAT APPLY

IF PERSON NAMED IS NOT ON THE ROSTER, PRESS CTRL/P TO ADD A PERSON.

SC23b. [What is (his/her) first name?] CONFIRM SPELLING

SC23c. [What is (his/her) last name?] CONFIRM SPELLING

SC23d. [What is (his/her) relationship to {you/SP}?] PRESS F1 FOR HELP SCREEN

CODES

2	SPOUSE/PARTNER
3	DAUGHTER
4	SON
5	DAUGHTER-IN-LAW
6	SON-IN-LAW
7	STEPDAUGHTER
8	STEPSON
9	SISTER
10	BROTHER
11	SISTER-IN-LAW
12	BROTHER-IN-LAW
13	MOTHER
14	STEPMOTHER
15	MOTHER-IN-LAW
16	FATHER
17	STEPFATHER
18	FATHER-IN-LAW
19	GRANDDAUGHTER
20	GRANDSON
21	NIECE
22	NEPHEW
23	AUNT
24	UNCLE
25	COUSIN
26	STEPDAUGHTER'S SON/DAUGHTER
27	STEPSON'S SON/DAUGHTER
28	DAUGHTER-IN-LAW'S SON/DAUGHTER
29	SON-IN-LAW'S SON/DAUGHTER
30	BOARDER/RENTER
31	PAID AIDE/HOUSEKEEPER/EMPLOYEE
32	ROOMMATE
33	EX-WIFE/EX-HUSBAND
34	BOYFRIEND/GIRLFRIEND
35	NEIGHBOR
36	FRIEND
37	SOMEONE/SERVICE AT THE PLACE SP LIVES/LIVED
38	CO-WORKER
39	MINISTER, PRIEST, OR OTHER CLERGY
40	PSYCHIATRIST, PSYCHOLOGIST, COUNSELOR, OR THERAPIST
91	OTHER RELATIVE
92	OTHER NONRELATIVE

PROGRAMMER INSTRUCTIONS:

For each roster selection/addition at SC23, set HELPSWITHDRESSING flag = 1 (YES).

BOX SC24

BOX SC24

NOT ON FILE

If DECEASED flag = 1 (YES), go toSection DS – Duration of Self Care Activities.

Otherwise, go to SC24.

SC24

sc2dresslf

R2 SC24 OFTEN YOU DRESS YOURSELF

DISPLAY INSTRUCTIONS:

DISPLAY "by {yourself/{himself/herself}} and without help" IN BOLD UNDERLINED TEXT

QUESTION TEXT:

SHOW CARD SC2

In the last month, when {you/SP} got dressed, how often did {you/{he/she}} do this by {yourself/{himself/herself}} and without help? Would you say most times, sometimes, rarely, or never?

CODES

- | | | |
|---|------------|------|
| 1 | MOST TIMES | |
| 2 | SOMETIMES | |
| 3 | RARELY | |
| 4 | NEVER | SC26 |
| | REFUSED | SC26 |
| | DON'T KNOW | SC26 |

SC25

sc2dresdif

R2 SC25 DIF WHN US SP ITMS YRS LF

DISPLAY INSTRUCTIONS:

If SC22 = 1 (yes, used special items), display “when {you/SP} used special items to help {you/{him/her}} get dressed,”.

DISPLAY "by {yourself/{himself/herself}} and without help" IN BOLD UNDERLINED TEXT

QUESTION TEXT:

In the last month, {when {you/SP} used special items to help {you/{him/her}} get dressed,} how much difficulty did {you/{he/she}} have getting dressed by {yourself/{himself/herself}} and without help? Would you say none, a little, some, or a lot?

CODES

- | | |
|---|------------|
| 1 | NONE |
| 2 | A LITTLE |
| 3 | SOME |
| 4 | A LOT |
| | REFUSED |
| | DON'T KNOW |

SC26

sc2dresyrgo

R2 SC26 HOW OFTN YOU GET DRESSED

DISPLAY INSTRUCTIONS:

DISPLAY "a year ago" IN BOLD UNDERLINED TEXT

QUESTION TEXT:

Compared to a year ago, {do you/does SP} now get dressed more often, less often, or about the same?

CODES

- | | |
|---|------------|
| 1 | MORE OFTEN |
| 2 | LESS OFTEN |
| 3 | SAME |
| | REFUSED |
| | DON'T KNOW |

BOX SC27

BOXSC27

NOT ON FILE

If SC23 = 2 (did not get help) and SC25 = 1 (no difficulty), go to Section DS – Duration of Self Care Accommodations.

Otherwise go to SC27.

SC27

sc2dreswout

R2 SC27 GO WITHOUT GTTNG DRESSED

DISPLAY INSTRUCTIONS:

If SC24 = 4 (never dressed by self), display “there was no one there to help”.

Otherwise, display “it was too difficult to dress by {yourself/{himself/herself}}”.

QUESTION TEXT:

In the last month, did {you/SP} ever go without getting dressed because {there was no one there to help /it was too difficult to dress by {yourself/{himself/herself}}?

CODES

- | | |
|---|------------|
| 1 | YES |
| 2 | NO |
| | REFUSED |
| | DON'T KNOW |

PROGRAMMER INSTRUCTIONS:

Go to Section DS – Duration of Self Care Accommodations

Derived Variables from Items in SC Section	
sc2deatdevi	R2 D USES DEVICES WHILE EATING
sc2deathelp	R2 D HAS HELP EATING
sc2deatsfdf	R2 D DIFF EATING BY SELF WO HELP
sc2dbathdevi	R2 D USES DEVICES WHILE BATHING
sc2dbathhelp	R2 D HAS HELP WHILE BATHING

sc2dbathsfd	R2 D DIFF BATHING SELF NO HELP
sc2dtoildevi	R2 D USES DEVICES WHILE TOILETING
sc2dtoilhelp	R2 D HAS HELP WHILE TOILETING
sc2dtoilsfd	R2 D DIFF LEVEL TOILETING SELF
sc2dresdevi	R2 D USES DEVICES WHILE DRESSING
sc2dreshelp	R2 D HAS HELP WHILE DRESSING
sc2dressfd	R2 D DIFF LEVEL DRESSING SELF

Flag variables set in SC Section	
fl2showering	R2 F SC SP USES SHOWER
fl2takingbth	R2 F SC SP TAKES BATHS
fl2washingup	R2 F SC SP WASHES OTHER WAY

NHATS Round 2

Section DS [DURATION OF SELF CARE ACCOMMODATIONS]

Sequence: 23

BOX DS1

BOX DS1

NOT ON FILE

If DECEASED flag=1 (YES) and [Month of Death=LAST INT interview month or the month after the LAST INT interview month (LAST INT interview month+1) or Month of Death=DK or RF], go to Section PA – Participation.

Else if [LAST INT SC3, SC11, SC17, and SC23=2 (NO), RF, or DK] and [CURRENT INT SC3, SC11, SC17, or SC23 = 1 (YES), go to DS3C.

Else if [LAST INT SC3, SC11, SC17, or SC23 = 1 (YES)] and [CURRENT INT SC3, SC11, SC17, and SC23 = 2 (NO), RF, or DK], go to DS3D.

Else if [LAST INT SC3, SC11, SC17, or SC23 = 1 (YES)] and [CURRENT INT SC3, SC11, SC17 or SC23 = 1 (YES), go to DS3E.

Otherwise, go to DS1.

DS1

ds2gethlpeat

R2 DS1 GET HELP WITH EATING, ETC

DISPLAY INSTRUCTIONS:

If DECEASED flag = 1 (YES), display "Between {LAST INT MONTH AND YEAR} and {MONTH AND YEAR SP DIED}"

Otherwise, display "Since {LAST INT MONTH AND YEAR}".

QUESTION TEXT:

{Between {LAST INT MONTH AND YEAR} and {MONTH AND YEAR SP DIED}}/Since {LAST INT MONTH AND YEAR}}, did {you/SP} ever get help with eating, getting cleaned up, using the toilet, or getting dressed?

CODES

1	YES	DS3C
2	NO	BOX DS4
	REFUSED	BOX DS4
	DON'T KNOW	BOX DS4

DS3C

ds2helpstmo

R2 DS3C MONTH SELF CARE HLP START

DISPLAY INSTRUCTIONS:

If DECEASED flag = 1 (YES), display "of {his/her} life".

If DS1 = 1 (YES), do not display first sentence and display "any of these activities".

Otherwise, display question intro according to the following instructions:

If CURRENT INT SC3 = 1 (YES), display "eating".

If CURRENT INT SC11 = 1 (YES), display "getting cleaned up".

If CURRENT INT SC17 = 1 (YES), display "using the toilet".

If CURRENT INT SC23 = 1 (YES), display "getting dressed".

If more than one activity displayed, display "and" between each one and "any of these activities".

Otherwise, if only one activity displayed, display "that".

Display "first" in bold and underlined text.

QUESTION TEXT:

{In the last month {of {his/her} life}, {you/SP} got help with {eating} {getting cleaned up} {using the toilet} {getting dressed}, and in {LAST INT MONTH AND YEAR}, {you were/SP was} not getting this help.}

In what month since {LAST INT MONTH AND YEAR}, did {you/SP} first get help with {that/any of these activities}?

CODES

1	JANUARY	
2	FEBRUARY	
3	MARCH	
4	APRIL	
5	MAY	
6	JUNE	
7	JULY	
8	AUGUST	
9	SEPTEMBER	
10	OCTOBER	
11	NOVEMBER	
12	DECEMBER	
90	LAST INTERVIEW INFORMATION INCORRECT	BOX DS4
	REFUSED	BOX DS3D
	DON'T KNOW	BOX DS3D

DS3C1**ds2helpstyr**

R2 DS3C1 YEAR SELF CARE HELP STARTED

QUESTION TEXT:

Was that {MONTH FROM DS3C} 2011 or {MONTH FROM DS3C} 2012?

CODES

1	2011
2	2012

BOX DS3D**BOX DS3D**

NOT ON FILE

If [LAST INT SC3, SC11, SC17, and SC23 = 2 (NO), RF, or DK] and [CURRENT INT SC3, SC11, SC17, or SC23 = 1 (YES)] go to BOX DS4.

Otherwise, go to DS3D.

DS3D**ds2helpendmo**

R2 DS3D MONTH SELF CARE HELP ENDED

DISPLAY INSTRUCTIONS:

If DECEASED flag = 1 (YES), display "{his/her} life".

If DS1 = 1 (YES), do not display first sentence and display "any of these activities".

Otherwise display question intro according to the following instructions:

If LAST INT SC3 = 1 (YES), display "eating".

If LAST INT SC11 = 1 (YES), display "getting cleaned up".

If LAST INT SC17 = 1 (YES), display "using the toilet".

If LAST INT SC23 = 1 (YES), display "getting dressed".

If more than one activity displayed, display "and" between each one and "any of these activities".

Otherwise if only one activity displayed, display "that".

Display "last" in the phrase "last get help" in bold underlined text.

QUESTION TEXT:

{In {LAST INT MONTH AND YEAR}, {you/SP} got help with {eating} {getting cleaned up} {using the toilet} {getting dressed} and in the last month {of {his/her} life}, {you were/{he/she} was} not getting this help.}

In what month since {LAST INT MONTH AND YEAR}, did {you/SP} last get help with {that/any of these activities}?

CODES

1	JANUARY	
2	FEBRUARY	
3	MARCH	
4	APRIL	
5	MAY	
6	JUNE	
7	JULY	
8	AUGUST	
9	SEPTEMBER	
10	OCTOBER	
11	NOVEMBER	
12	DECEMBER	
90	LAST INTERVIEW INFORMATION	BOX DS4
	INCORRECT	BOX DS4
	REFUSED	BOX DS4
	DON'T KNOW	

DS3D1

ds2helpendyr

R2 DS3D1 YEAR SELF CARE HELP ENDED

QUESTION TEXT:

Was that {MONTH FROM DS3D} 2011 or {MONTH FROM DS3D} 2012?

CODES

1	2011
2	2012

PROGRAMMER INSTRUCTIONS:

Go to BOX DS4.

DS3E

ds2nohelp

R2 DS3E NO SELF CARE HELP MTH PLUS

DISPLAY INSTRUCTIONS:

If DECEASED flag = 1 (YES), display "of {his/her} life" and "Between {LAST INT MONTH AND YEAR} and {MONTH AND YEAR DIED}".

Otherwise, display "Since {LAST INT MONTH AND YEAR}".

Display question intro according to the following instructions:

If CURRENT INT SC3 = 1 (YES), display "eating".

If CURRENT INT SC11 = 1 (YES), display "getting cleaned up".

If CURRENT INT SC17 = 1 (YES), display "using the toilet".

If CURRENT INT SC23 = 1 (YES), display "getting dressed".

If more than one activity displayed, display "and" between each one.

QUESTION TEXT:

In the last month {of {his/her} life}, {you/SP} got help with {eating} {getting cleaned up} {using the toilet} {getting dressed}, and in {LAST INT MONTH AND YEAR} {you were/{he/she} was} also getting help like this.

{Between {LAST INT MONTH AND YEAR} and {MONTH AND YEAR DIED}}/Since {LAST INT MONTH AND YEAR}}, did {you/{he/she}} go without help like this for a month or more?

CODES

1	YES	
2	NO	BOX DS4
90	LAST INTERVIEW INFORMATION INCORRECT	BOX DS4
	REFUSED	BOX DS4
	DON'T KNOW	BOX DS4

DS3F**ds2nohelpmos**

R2 DS3F MONTHS OF NO SELF CARE HELP

QUESTION TEXT:

For about how many months altogether did {you/SP} go without help like this?

ENTER NUMBER

Range	1 to 24
REFUSED	
DON'T KNOW	

BOX DS4**BOX DS4**

NOT ON FILE

If DECEASED flag = 1 (YES), go to Section PA – Participation.

Otherwise, go to Section MC- Medical car Activities.

Derived Variables from Items in DS Section

ds2dschlp	R2 D MONTHS OF SELF CARE HELP
ds2dschlpgr	R2 D SELF CARE HELP GROUP
ds2flag	R2 D SPECIAL CASES DS SECTION ROUTE

NHATS Round 2

Section MC [MEDICAL CARE ACTIVITIES]

Sequence: 24

MC1PRE

MC1PRE

NOT ON FILE

QUESTION TEXT:

The next few questions are about medicines that {you take/SP takes} that are prescribed by a doctor.

PRESS 1 AND ENTER TO CONTINUE

MC1

mc2meds

R2 MC1 IN MNTH TKE MEDS PRESCRBD

DISPLAY INSTRUCTIONS:

DISPLAY "in the last month" IN BOD UNDERLINED TEXT

QUESTION TEXT:

In the last month, did {you/SP} take any medicines prescribed by a doctor?

CODES

- | | | |
|---|------------|---------------|
| 1 | YES | |
| 2 | NO | GO TO MC10PRE |
| | REFUSED | GO TO MC10PRE |
| | DON'T KNOW | GO TO MC10PRE |
-

MC2

mc2medstrk

R2 MC2 KEEP TRCK PRESCRIBED MEDS

DISPLAY INSTRUCTIONS:

If PROXY flag is null, display "1a".

If PROXY flag = 1 (yes), display "1b".

DISPLAY "last month" IN BOLD UNDERLINED TEXT

QUESTION TEXT:

SHOW CARD {1a/1b}

Next we'd like to know more about how {you keep/SP keeps} track of {your/{his/her}} prescribed medicines. By keeping track, we mean making sure {you take/{he/she} takes} the correct amount at the right time.

Which answer best describes how {you/SP} did that in the last month? Did {you/{he/she}} always do this by {yourself/{himself/herself}}, always do it together with someone else, did someone else always do it for {you/{him/her}}, or did it vary?

CODES

- | | | |
|---|------------------------------------------|------|
| 1 | ALWAYS DID IT BY SELF | MC3 |
| 2 | ALWAYS DID IT TOGETHER WITH SOMEONE ELSE | MC3 |
| 3 | SOMEONE ELSE ALWAYS DID IT | MC5A |
| 4 | IT VARIED (MORE THAN ONE WAY) | |
| 5 | NOT DONE IN LAST MONTH | MC6 |
| | REFUSED | |

DON'T KNOW

MC2A

mc2medsslfr

R2 MC2A LAST MNTH KEEP TRACK SLF

DISPLAY INSTRUCTIONS:

DISPLAY “by {yourself/{himself/herself}}” IN BOLD UNDERLINED TEXT

QUESTION TEXT:

In the last month, did {you/SP} ever keep track of {your/{his/her}} prescribed medicines by {yourself/{himself/herself}}?

CODES

- | | |
|---|------------|
| 1 | YES |
| 2 | NO |
| | REFUSED |
| | DON'T KNOW |

MC3

mc2whrgtmed1

R2 MC3 SP GOT MEDS LOCAL STORE

mc2whrgtmed3

R2 MC3 SP GOT MEDS BY MAIL

mc2whrgtmed3

R2 MC3 SP GOT MEDS HEC PRVD_HSP

mc2whrgtmed4

R2 MC3 SP GOT MEDS OTHR SPECIFY

DISPLAY INSTRUCTIONS:

Display “local” IN BOLD UNDERLINED TEXT

QUESTION TEXT:

Where did {you/SP} get the medicines that {you/{he/she}} took in the last month? Did {you/{he/she}} get any of these from a local store or pharmacy, by mail, or somewhere else?

SELECT ALL THAT APPLY

CODES

- | | | |
|----|-------------------------------|----------|
| 1 | LOCAL STORE OR PHARMACY | BOX MC3B |
| 2 | BY MAIL | BOX MC3B |
| 3 | HEALTH CARE PROVIDER/HOSPITAL | BOX MC3B |
| 91 | SOMEWHERE ELSE (SPECIFY) | |
| | REFUSED | MC4 |
| | DON'T KNOW | MC4 |

PROGRAMMERS INSTRUCTIONS:

If 92 (SOMEWHERE ELSE) is selected with any other response, go to MC3A.

MC3A

MC3A

NOT ON FILE

QUESTION TEXT:

SPECIFY PLACE {SP}

ENTER TEXT

Length

50

BOX MC3B**BOX MC3B**

NOT ON FILE

If MC3 = 1 (LOCAL STORE OR PHARMACY), go to MC3B.
Otherwise, go to MC4.

MC3B**mc2howpkupm1**

R2 MC3B SP PICKD UP MEDS BY SELF

mc2howpkupm2

R2 MC3B SP HAD MEDS DELIVERED

mc2howpkupm3

R2 MC3B SMEON ELSE PICKD UP MEDS

QUESTION TEXT:

Thinking of these prescribed medicines that {you/SP} took in the last month and got from a local store or pharmacy, did {you/{he/she}} pick them up {yourself/{himself/herself}}, have them delivered, or did someone else pick them up for {you/{him/her}}?

SELECT ALL THAT APPLY

CODES**Code All That Apply**

- 1 PICKED THEM UP BY SELF
 - 2 HAD THEM DELIVERED
 - 3 HAD SOMEONE ELSE PICK THEM UP
 - REFUSED
 - DON'T KNOW
-

MC4**mc2medsrem**

R2 MC4 USE REMNDERS TO KEEP TRCK

DISPLAY INSTRUCTIONS:

Display "In the last month" IN BOLD UNDERLINED TEXT

QUESTION TEXT:

SHOW CARD MC2

In the last month, when {you/SP} kept track of {your/{his/her}} medicines, how often did {you/{he/she}} use reminders such as a pill organizer, box, dispenser, or calendar? Would you say every time, most times, sometimes, rarely, or never?

CODES

- 1 EVERY TIME
 - 2 MOST TIMES
 - 3 SOMETIMES
 - 4 RARELY
 - 5 NEVER
 - REFUSED
 - DON'T KNOW
-

BOX MC5A**BOX MC5A**

NOT ON FILE

If MC2 = 1 (always did by self), DK or RF, go MC7.
Otherwise, go to MC5A.

MC5A

op2medshlp

R2 MC5A HELPS SP WITH MEDICINES

op2relatnshp

R2 RELASHIP TO SP UPDATE AND NEW

DISPLAY INSTRUCTIONS:

Display HELPER RELATIONSHIP CODES.

Display PERSON ROSTER with FIRST NAME, LAST NAME, and RELATIONSHIP TO SP. Allow entry for FIRST NAME, LAST NAME, and RELATIONSHIP TO SP fields.

If FACILITY flag = 1 (yes), display “a staff person from the place where {you live/{he/she} lives},”.

If FACILITY flag=1(YES) or RETIREMENT COMMUNITY flag=1(YES), display SERVICE/SOMEONE FROM THE PLACE SP LIVES/DIED on the PERSON ROSTER.

If MC2 = 2 (always with someone else) display “with”. If

MC2 = 3 (someone else always did) display “for”.

If MC2 = 4 (varied), display “with or for”.

Display "first" and "last" in underlined text in the question text for name.

QUESTION TEXT:

In the last month, who kept track of {your/SP's} medicines {with/for/with or for} {you/{him/her}}?

IF NEEDED: This includes family, friends, {a staff person from the place where {you live/{he/she} lives},} or someone paid to help {you/{him/her}}.

PROBE: Anyone else?

SELECT ALL THAT APPLY

IF PERSON NAMED IS NOT ON THE ROSTER, PRESS CTRL/P TO ADD A PERSON

MC5b. [What is (his/her) first name?] CONFIRM SPELLING

MC5c. [What is (his/her) last name?] CONFIRM SPELLING

MC5d. [What is (his/her) relationship to {you/SP}?] PRESS F1 FOR HELP SCREEN

CODES

- | | |
|----|-----------------|
| 2 | SPOUSE/PARTNER |
| 3 | DAUGHTER |
| 4 | SON |
| 5 | DAUGHTER-IN-LAW |
| 6 | SON-IN-LAW |
| 7 | STEPDAUGHTER |
| 8 | STEPSON |
| 9 | SISTER |
| 10 | BROTHER |
| 11 | SISTER-IN-LAW |
| 12 | BROTHER-IN-LAW |
| 13 | MOTHER |
| 14 | STEPMOTHER |
| 15 | MOTHER-IN-LAW |
| 16 | FATHER |
| 17 | STEPFATHER |

18	FATHER-IN-LAW
19	GRANDDAUGHTER
20	GRANDSON
21	NIECE
22	NEPHEW
23	AUNT
24	UNCLE
25	COUSIN
26	STEPDAUGHTER'S SON/DAUGHTER
27	STEPSON'S SON/DAUGHTER
28	DAUGHTER-IN-LAW'S SON/DAUGHTER
29	SON-IN-LAW'S SON/DAUGHTER
30	BOARDER/RENTER
31	PAID AIDE/HOUSEKEEPER/EMPLOYEE
32	ROOMMATE
33	EX-WIFE/EX-HUSBAND
34	BOYFRIEND/GIRLFRIEND
35	NEIGHBOR
36	FRIEND
37	SOMEONE/SERVICE AT THE PLACE SP LIVES/LIVED
38	CO-WORKER
39	MINISTER, PRIEST, OR OTHER CLERGY
40	PSYCHIATRIST, PSYCHOLOGIST, COUNSELOR, OR THERAPIST
91	OTHER RELATIVE
92	OTHER NONRELATIVE

PROGRAMMER INSTRUCTIONS:

For each roster selection/addition at MC5, set HELPEDTRACKMEDS flag = 1 (yes).

BOX MC6

BOX MC6

NOT ON FILE

If MC2 = 2 (always with someone else), and HELPEDTRACKMEDS flag = 1 (yes) for SERVICE/SOMEONE FROM PLACE SP LIVES, go to MC8.

If MC2 = 3 (someone else always did), and HELPEDTRACKMEDS flag = 1 (yes) for SERVICE/SOMEONE FROM PLACE SP LIVES, go to BOX MC9.

If MC2 = 4 (varied) and HELPEDTRACKMEDS flag = 1 (yes) for SERVICE/SOMEONE FROM PLACE SP LIVES, go to BOX MC7.

Otherwise go to MC6

MC6

mc2dmedsreas

R2 D MEDS REASN BY WITH OTHERS

DISPLAY INSTRUCTIONS:

If MC2 = 2 (always with someone else), display "with".

If MC2 = 3 (someone else always did), display "for".

If MC2 = 4 (varied) display, "with or for".

If MC2 = 5 (not done in last month), do not display first sentence.

Display "HEALTH OR FUNCTIONING" and "OTHER REASON" in underlined text in the response text. Display response codes in two side-by-side columns with "HEALTH AND FUNCTIONING" and "OTHER REASONS" as column headers. Display the remaining text for CODE 1 and CODE 2 as lists below each of the corresponding column headers

QUESTION TEXT:

{What is the reason someone else kept track of {your/SP's} medicines {with/for/with or for} {you/{him/her}}?}
Was that because of {your/{his/her}} health or functioning or some other reason?

SELECT ALL THAT APPLY

CODES**Code All That Apply**

- | | |
|---|-----------------------------------------------------------------------------------------------------------------------------------------------------------------|
| 1 | HEALTH OR FUNCTIONING INCLUDES: AGE,
MEMORY, VISION, HEALTH CONDITION/DISEASE
NAMES, SURGERY, UNABLE TO DRIVE |
| 2 | OTHER REASON INCLUDES: SHARED ACTIVITY,
ALWAYS DONE THIS WAY, SOMEONE ELSE
WANTED TO DO IT, PAY SOMEONE, DOESN' LIKE
TO DO IT
REFUSED
DON'T KNOW |

PROGRAMMERS INSTRUCTIONS:

If MC6 = 1 (HEALTH OR FUNCTIONING), set HEALTHREASONHELPTRACKMEDS flag = 1 (yes).

BOX MC7**BOX MC7**

NOT ON FILE

If MC2a = 1 (yes by self), go to MC7.
If MC2 = 2 (always with someone else) or (MC2a = 2 (didn't do by self), DK or RF), go to MC8.
If [MC2 = 3 (someone else always did) or 5 (not done in last month)] and HEALTHREASONHELPTRACKMEDS flag = 1 (yes), go to BOX MC9.
Otherwise go to MC10PRE.

MC7**mc2medsdif**

R2 MC7 HOW DIFFIC KEEP TRACK MED

DISPLAY INSTRUCTIONS:

DISPLAY "by {yourself/{himself/herself}}" IN BOLD UNDERLINED TEXT

QUESTION TEXT:

In the last month, how much difficulty did {you/SP} have keeping track of {your/{his/her}} medicines by {yourself/{himself/herself}}? Would you say none, a little, some, or a lot?

CODES

- | | |
|---|------------|
| 1 | NONE |
| 2 | A LITTLE |
| 3 | SOME |
| 4 | A LOT |
| | REFUSED |
| | DON'T KNOW |

MC8**mc2medsyrgo**

R2 MC8 COMPAR YR AGO HW KEP TRCK

DISPLAY INSTRUCTIONS:

DISPLAY "a year ago" IN BOLD UNDERLINED TEXT

QUESTION TEXT:

Compared to a year ago, {do you/does SP} keep track of {your/{his/her}} medicines {yourself/himself/herself} more often, less often, or about the same?

CODES

- 1 MORE OFTEN
- 2 LESS OFTEN
- 3 SAME
- REFUSED
- DON'T KNOW

BOX MC9

BOX MC9

NOT ON FILE

If [MC2 = 1 (always by self) or 4 (varied)] and [MC7 = 2 (a little difficulty) or MC7 = 3 (some difficulty) or MC7 = 4 (a lot of difficulty)], go to MC9.

If [MC2 = 2 (always with someone else) or MC2 = 3 (someone else always did) or MC2 = 4 (varied) or MC2 = 5 (not done in last month)] and [HEALTHREASONHELPTRACKMEDS flag = 1 (yes) or HELPEDTRACKMEDS flag = 1 (yes) for SERVICE/SOMEONE FROM PLACE SP LIVES], go to MC9.

Otherwise, go to MC10PRE.

MC9

mc2medsmis

R2 MC9 MAKE MISTAKE TAKING MEDS

DISPLAY INSTRUCTIONS:

If MC2 = 1 (always by self) or 5 (not done in last month) or MC2a = 1 (yes by self), display "it was too difficult to keep track of them by {yourself/{himself/herself}}"

Otherwise display "no one was there to help or keep track of them for {you/{him/her}}".

QUESTION TEXT:

In the last month, did {you/SP} ever make a mistake in taking {your/{his/her}} prescribed medicines because {it was too difficult to keep track of them by {yourself/{himself/herself}} /no one was there to help or keep track of them for {you/{him/her}}}?

IF NEEDED: That is, did {you/SP} take {your/{his/her}} medicines at the wrong time or in the wrong amount or miss taking them altogether?

CODES

- 1 YES
- 2 NO
- REFUSED
- DON'T KNOW

MC10PRE

MC10PRE

NOT ON FILE

QUESTION TEXT:

The next questions are about how {you handle/SP handles} {your/{his/her}} medical care.

PRESS 1 AND ENTER TO CONTINUE

MC10

mc2havregdoc

R2 MC10 YOU HAVE REGULAR DOCTOR

QUESTION TEXT:

Is there a doctor that {you think/SP thinks} of as {your/{his/her}} regular doctor, that is, a doctor {you usually go/{he/she} usually goes} to when {you are sick and need/{he/she} is sick and needs} advice about {your/{his/her}} health?

CODES

1	YES	
2	NO	MC12
	REFUSED	MC12
	DON'T KNOW	MC12

MC11**MC11**

NOT ON FILE

DISPLAY INSTRUCTIONS:

Display "FIRST" in bold underlined text.

QUESTION TEXT:

Please tell me the first and last name of {your/SP's} regular doctor.

ENTER FIRST NAME. CONFIRM SPELLING.

IF FIRST NAME UNKNOWN, ENTER DR.

ENTER TEXT

Length	25
REFUSED	

MC11A**MC11A**

NOT ON FILE

DISPLAY INSTRUCTIONS:

Display "LAST" in bold underlined text.

QUESTION TEXT:

[Please tell me the first and last name of {your/SP's} regular doctor.]

ENTER LAST NAME. CONFIRM SPELLING.

ENTER TEXT

Length	25
REFUSED	
DON'T KNOW	

MC12**mc2regdoclyr**

R2 MC12 SEEN REG DOC WTHN LST YR

DISPLAY INSTRUCTIONS:

If MC10 = 1 (yes, regular doctor), display "{your/{his/her}} regular doctor"

Otherwise, display "a doctor"

DISPLAY "last year" IN BOLD UNDERLINED TEXT

QUESTION TEXT:

{Have you/Has SP} seen {{your/{his/her}} regular doctor/a doctor} within the last year? That is, since {MONTH AND YEAR 12 MONTHS PRIOR TO TODAY'S DATE}.

CODES

1	YES	
2	NO	MC20PRE
	REFUSED	MC20PRE
	DON'T KNOW	MC20PRE

MC15

mc2hwgtregd1	R2 MC15 SP DROVE SELF TO REG DOC
mc2hwgtregd2	R2 MC15 FAM PD HLP DRVE REG DOC
mc2hwgtregd3	R2 MC15 VAN PLC SP LIVE REG DOC
mc2hwgtregd4	R2 MC15 VAN FR DIS SENIOR REG DC
mc2hwgtregd5	R2 MC15 PUBLIC TRANSPORT REG DOC
mc2hwgtregd6	R2 MC15 SP TOOK TAXI TO REG DOC
mc2hwgtregd7	R2 MC 15 SP WALKED TO REG DOC
mc2hwgtregd8	R2 MC15 REG DOC WAS HOME VISIT
mc2hwgtregd9	R2 MC15 OTHR SPECIFY REG DOC

DISPLAY INSTRUCTIONS:

If DT1 = 1 (drives every day), 2 (drives most days), 3 (drives some days) or 4 (rarely) OR DROVEINLASTYEAR flag = 1 (yes), display “drive,” and response 1.

If FACILITY flag = 1 (yes), display “use a service provided by the place where {you live/{he/she} lives},”.

If FACILITY flag = 1 (yes) or RETIREMENT COMMUNITY flag = 1 (yes), display response 3 and for response 4, “not provided by the place SP lives”.

If MC10 = 1 (yes, regular doctor), display “{your/{his/her}} regular doctor”.

Otherwise, display “the doctor”.

DISPLAY “In the last year” IN BOLD UNDERLINED TEXT

QUESTION TEXT:

SHOWCARD MC3

In the last year, how did {you/SP} get to {{{your/{his/her}} regular doctor/the doctor}? Did {you/{he/she}} {drive,} get a ride from a family member or friend, {use a service provided by the place where {you live/{he/she} lives},} or what?

SELECT ALL THAT APPLY

CODES

1	{DROVE}	MC16
2	GOT A RIDE FROM A FAMILY MEMBER OR FRIEND OR SOMEONE PAID TO HELP	MC16
3	{USED A VAN OR SHUTTLE SERVICE PROVIDED BY THE PLACE SP LIVES}	
4	USED A VAN OR SHUTTLE SERVICE FOR PEOPLE WITH DISABILITIES OR SENIORS {(NOT PROVIDED BY THE PLACE SP LIVES)}	MC16
5	TOOK PUBLIC TRANSPORTATION (THE BUS, SUBWAY, TRAIN, OR TRAM)	MC16
6	TOOK A TAXI	MC16

7	WALKED	MC16
8	HOME VISIT	MC16
91	OTHER (SPECIFY)	
	REFUSED	MC16
	DON'T KNOW	MC16

MC15A

MC15A

NOT ON FILE

QUESTION TEXT:

SPECIFY HOW GOT TO DOCTOR

ENTER TEXT

Length

50

MC16

mc2ansitindr

R2 MC16 ANONE SIT IN W YOU AT DR

DISPLAY INSTRUCTIONS:

If FACILITY flag = 1 (yes), display “a staff person from the place where {you live/{he/she} lives},”.

MC10 = 1 (yes, regular doctor), display “regular”.

DISPLAY "last year" IN BOLD UNDERLINED TEXT

QUESTION TEXT:

In the last year, did anyone sit in with {you/SP} and {your/{his/her}} {regular} doctor during {your/{his/her}} visits?

IF NEEDED: This includes family, friends, {a staff person from the place where {you live/{he/she} lives}}, or someone paid to help {you/{him/her}}.

CODES

1	YES	
2	NO	MC20PRE
	REFUSED	MC20PRE
	DON'T KNOW	MC20PRE

MC17A

op2dochlp

R2 MC17A SITS IN W SP AT DRS

op2relatnshp

R2 RELASHIP TO SP UPDATE AND NEW

DISPLAY INSTRUCTIONS:

Display HELPER RELATIONSHIP CODES.

Display PERSON ROSTER with FIRST NAME, LAST NAME, and RELATIONSHIP TO SP. Allow entry for FIRST NAME and RELATIONSHIP TO SP fields.

If FACILITY flag = 1 (yes), display “a staff person from the place where {you live/{he/she} lives},”.

If FACILITY flag = 1 (YES) or RETIREMENTCOMMUNITY flag = 1 (YES), display SERVICE/SOMEONE FROM THE PLACE SP LIVES/DIED on the PERSON ROSTER.

Display "first" and "last" in underlined text in the question text for name.

QUESTION TEXT:

Who was that (who sat in with {you/SP} and {your/{his/her}} doctor)?

IF NEEDED: This includes family, friends, {a staff person from the place where {you live/{he/she} lives},} or someone paid to help {you/{him/her}}.

PROBE: Anyone else?

SELECT ALL THAT APPLY

IF PERSON NAMED IS NOT ON THE ROSTER, PRESS CTRL/P TO ADD A PERSON

MC17b. [What is (his/her) first name?] CONFIRM SPELLING

MC17c. [What is (his/her) last name?] CONFIRM SPELLING

MC17d. [What is (his/her) relationship to {you/SP}?] PRESS F1 FOR HELP SCREEN

CODES

- | | |
|----|---------------------------------------------|
| 2 | SPOUSE/PARTNER |
| 3 | DAUGHTER |
| 4 | SON |
| 5 | DAUGHTER-IN-LAW |
| 6 | SON-IN-LAW |
| 7 | STEPDAUGHTER |
| 8 | STEPSON |
| 9 | SISTER |
| 10 | BROTHER |
| 11 | SISTER-IN-LAW |
| 12 | BROTHER-IN-LAW |
| 13 | MOTHER |
| 14 | STEPMOTHER |
| 15 | MOTHER-IN-LAW |
| 16 | FATHER |
| 17 | STEPFATHER |
| 18 | FATHER-IN-LAW |
| 19 | GRANDDAUGHTER |
| 20 | GRANDSON |
| 21 | NIECE |
| 22 | NEPHEW |
| 23 | AUNT |
| 24 | UNCLE |
| 25 | COUSIN |
| 26 | STEPDAUGHTER'S SON/DAUGHTER |
| 27 | STEPSON'S SON/DAUGHTER |
| 28 | DAUGHTER-IN-LAW'S SON/DAUGHTER |
| 29 | SON-IN-LAW'S SON/DAUGHTER |
| 30 | BOARDER/RENTER |
| 31 | PAID AIDE/HOUSEKEEPER/EMPLOYEE |
| 32 | ROOMMATE |
| 33 | EX-WIFE/EX-HUSBAND |
| 34 | BOYFRIEND/GIRLFRIEND |
| 35 | NEIGHBOR |
| 36 | FRIEND |
| 37 | SOMEONE/SERVICE AT THE PLACE SP LIVES/LIVED |
| 38 | CO-WORKER |
| 39 | MINISTER, PRIEST, OR OTHER CLERGY |

40	PSYCHIATRIST, PSYCHOLOGIST, COUNSELOR, OR THERAPIST
91	OTHER RELATIVE
92	OTHER NONRELATIVE

PROGRAMMER INSTRUCTIONS:

For each roster selection/addition at MC17 set SATINWITHDOCTOR flag = 1 (yes).

MC17B	MC17B	NOT ON FILE
--------------	--------------	-------------

QUESTION TEXT:

PRESS 1 AND ENTER TO CONTINUE

BOX MC18	BOX MC18	NOT ON FILE
-----------------	-----------------	-------------

If only one person selected/added at MC17, set SATINWITHDOCTORMOST FLAG=1 (YES) for person selected and go to MC19.
Otherwise, go to MC18

MC18	op2dochlpms	R2 MC18 SITS MOST IF MORE THAN 1
-------------	--------------------	----------------------------------

DISPLAY INSTRUCTIONS:

Display person roster with FIRST NAME, LAST NAME, and RELATIONSHIP TO SP. Display only those roster items selected at MC17. Do not allow new entries. Allow only one roster item to be selected.

If MC10 = 1 (yes, regular doctor), display "regular".

DISPLAY "most often" AS BOLD UNDERLINED TEXT

QUESTION TEXT:

Who sat in with {you/SP} and {your/{his/her}} {regular} doctor most often?

SELECT ONE

PROGRAMMERS INSTRUCTIONS:

For roster entry selected at MC18, set SATINWITHDOCTORMOST flag = 1 (yes)

MC19	mc2tpersevr1	R2 MC19 HLP UPTO EXAM TBL DRESS
	mc2tpersevr2	R2 MC19 REMND SP OF QSTNS FR DOC
	mc2tpersevr3	R2 MC19 ASK TELL DOC THINGS 4 SP
	mc2tpersevr4	R2 MC19 HLP SP UNDERSTAND DOC

DISPLAY INSTRUCTIONS:

If at MC19b, do not display question text in brackets.
Otherwise, display question text in brackets.

USE "SAME QUESTION STEM" DISPLAY. DISPLAY "last year" IN BOLD UNDERLINED TEXT

If SATINWITHDOCTOR MOST flag = 1 (YES) for SERVICE/SOMEONE FROM PLACE SPLIVES , display "the person from the place where {you live/SP lives}".

Otherwise, display "FIRST NAME LAST NAME" OF PERSON with SATINWITHDOCTORMOST flag = 1 (YES)

QUESTION TEXT:

[{}During those visits in the last year, did {FIRST NAME LAST NAME OF PERSON WITH SATINWITHDOCTORMOST flag = 1 (YES)/the person from the place where {you live/SP lives}} ever {}]

[variable text {b-e}]

RESPONSE 2 [b] help {you/SP} with getting on the exam table, dressing, and undressing?

RESPONSE 3 [c] remind {you / SP} about things {you/{he/she}} wanted to ask or tell the doctor?

RESPONSE 4 [d] ask or tell the doctor things for {you/SP}?

RESPONSE 5 [e] help {you/SP} understand what the doctor was saying?

CODES

- | | |
|---|------------|
| 1 | YES |
| 2 | NO |
| | REFUSED |
| | DON'T KNOW |

MC20PRE**MC2OPRE**

NOT ON FILE

QUESTION TEXT:

Now I have a few questions about handling medical bills and insurance.

PRESS 1 AND ENTER TO CONTINUE

MC20**mc2chginspln**

R2 MC20 CHGD ADD INS OR DRUG PLN

DISPLAY INSTRUCTIONS:

Display "last year" AS BOLD UNDERLINED TEXT

QUESTION TEXT:

In the last year, that is since {MONTH AND YEAR 12 MONTHS PRIOR TO TODAY'S DATE}, {have you/has SP} changed {your/his/her} Medicare supplemental plan, {your/his/her} prescription drug plan, or decided to leave a managed care plan?

CODES

- | | | |
|---|------------|------------|
| 1 | YES | |
| 2 | NO | Section PA |
| | REFUSED | Section PA |
| | DON'T KNOW | Section PA |

MC21**mc2anhlpwdec**

R2 MC21 ANYONE HELP W DECISION

QUESTION TEXT:

Did anyone help {you/SP} with that decision or make that decision for {you/him/her}?

CODES

- | | | |
|---|------------|------------|
| 1 | YES | |
| 2 | NO | Section PA |
| | REFUSED | Section PA |
| | DON'T KNOW | Section PA |

MC22A**op2insurhlp**

R2 MC22A HELPS WITH INSUR DECIS

op2relatnshp

R2 RELASHIP TO SP UPDATE AND NEW

DISPLAY INSTRUCTIONS:

Display HELPER RELATIONSHIP CODES.

Display PERSON ROSTER with FIRST NAME, LAST NAME, and RELATIONSHIP TO SP. Allow entry for FIRST NAME and RELATIONSHIP TO SP fields.

If FACILITY flag = 1 (yes), display "a staff person from the place where {you live/{he/she} lives},".

If FACILITY flag = 1 (YES) or RETIREMENTCOMMUNITY flag = 1 (YES), display SERVICE/SOMEONE FROM THE PLACE SP LIVES/DIED on the PERSON ROSTER.

Display "first" and "last" in underlined text in the question text for name.

QUESTION TEXT:

Who helped or did this for {you/SP}?

IF NEEDED: This includes family, friends, {a staff person from the place where {you live/{he/she} lives},} or someone paid to help {you/{him/her}}.

PROBE: Anyone else?

SELECT ALL THAT APPLY

IF PERSON NAMED IS NOT ON THE ROSTER, PRESS CTRL/P TO ADD A PERSON

MC22b. [What is (his/her) first name?] CONFIRM SPELLING

MC22c. [What is (his/her) last name?] CONFIRM SPELLING

MC22d. [What is (his/her) relationship to {you/SP}?] PRESS F1 FOR HELP SCREEN

CODES

2	SPOUSE/PARTNER
3	DAUGHTER
4	SON
5	DAUGHTER-IN-LAW
6	SON-IN-LAW
7	STEPDAUGHTER
8	STEPSON
9	SISTER
10	BROTHER
11	SISTER-IN-LAW
12	BROTHER-IN-LAW
13	MOTHER
14	STEPMOTHER
15	MOTHER-IN-LAW
16	FATHER
17	STEPFATHER
18	FATHER-IN-LAW
19	GRANDDAUGHTER
20	GRANDSON
21	NIECE
22	NEPHEW

- 23 AUNT
- 24 UNCLE
- 25 COUSIN
- 26 STEPDAUGHTER'S SON/DAUGHTER
- 27 STEPSON'S SON/DAUGHTER
- 28 DAUGHTER-IN-LAW'S SON/DAUGHTER
- 29 SON-IN-LAW'S SON/DAUGHTER
- 30 BOARDER/RENTER
- 31 PAID AIDE/HOUSEKEEPER/EMPLOYEE
- 32 ROOMMATE
- 33 EX-WIFE/EX-HUSBAND
- 34 BOYFRIEND/GIRLFRIEND
- 35 NEIGHBOR
- 36 FRIEND
- 37 SOMEONE/SERVICE AT THE PLACE SP LIVES/LIVED
- 38 CO-WORKER
- 39 MINISTER, PRIEST, OR OTHER CLERGY
- 40 PSYCHIATRIST, PSYCHOLOGIST, COUNSELOR, OR
THERAPIST
- 91 OTHER RELATIVE
- 92 OTHER NONRELATIVE

PROGRAMMER INSTRUCTIONS:

For each roster selection/addition at MC22 set HELPEDMAKEINSURANCEDECISIONS flag = 1 (yes).

Go to Section PA- Participation.

Derived Variables from Items in the MC Section	
mc2dmedssfdf	R2 D DIFF LEVEL MEDICATIONS SELF
mc2dmedsreas	R2 D MEDS REASN BY WITH OTHERS

NHATS Round 2

Section PA [PARTICIPATION]

Sequence: 25

BOX PA1PRE

BOX PA1PRE

NOT ON FILE

If DECEASED flag = 1 (YES), go to PA25A.
Otherwise, go to PA1PRE.

PA1PRE

PA1PRE

NOT ON FILE

QUESTION TEXT:

Now let's talk about other activities {you have/SP has} been doing in the last month.

PRESS 1 AND ENTER TO CONTINUE

PA1

pa2vistfrfam

R2 PA1 EVER VISIT FRIENDS FAMILY

DISPLAY INSTRUCTIONS:

Display PA1, PA2, PA3, and PA4 on the same screen.
Display "not" in underlined text.

QUESTION TEXT:

In the last month, did {you/SP} ever visit in person with friends or family not living with {you/him/her}, either at {your/his/her} home or theirs?

CODES

1	YES	
2	NO	
	REFUSED	PA5
	DON'T KNOW	PA5

PA2

pa2hlkepfvst

R2 PA2 HLTH KP FR VIST FAM FRNDS

DISPLAY INSTRUCTIONS:

Display "not" in underlined text.

QUESTION TEXT:

In the last month, did {your/SP's} health or functioning ever keep {you/him/her} from doing this (visiting with friends and family not living with {you/him/her})?

CODES

1	YES
2	NO
	REFUSED
	DON'T KNOW

BOX PA3**BOX PA3**

NOT ON FILE

If DRIVES flag is null, go to PA3.
Otherwise, go to PA4.

PA3**pa2trkpfrvis**

R2 PA3 TRAN PRB KP FR VST FRNDS

DISPLAY INSTRUCTIONS:

Display “not” in underlined text.

QUESTION TEXT:

In the last month, did a transportation problem ever keep {you/SP} from doing this (visiting in person with friends and family not living with {you/him/her})?

CODES

- | | |
|---|------------|
| 1 | YES |
| 2 | NO |
| | REFUSED |
| | DON'T KNOW |

PA4**pa2impvstfam**

R2 PA4 IMPRTNT VISIT FRNDS FAMLY

DISPLAY INSTRUCTIONS:

Display “not” in underlined text.

QUESTION TEXT:

How important is it to {you/SP} to visit in person with friends or family not living with {you/him/her}?
Would you say very important, somewhat important, or not so important?

CODES

- | | |
|---|--------------------|
| 1 | VERY IMPORTANT |
| 2 | SOMEWHAT IMPORTANT |
| 3 | NOT SO IMPORTANT |
| | REFUSED |
| | DON'T KNOW |

PA5**pa2attrelser**

R2 PA5 EVER ATTEND RELIG SERVICES

DISPLAY INSTRUCTIONS:

Display PA4, PA6, PA7, and PA8 on the same screen.

QUESTION TEXT:

In the last month, did {you/SP} ever attend religious services?

CODES

- | | | |
|---|------------|-----|
| 1 | YES | |
| 2 | NO | |
| | REFUSED | PA9 |
| | DON'T KNOW | PA9 |

PA6

pa2htkfrlslr

R2 PA6 HEALTH KEEP FRM RELI SERV

QUESTION TEXT:

In the last month, did {your/SP's} health or functioning ever keep {you/him/her} from doing this (attending religious services)?

CODES

- | | |
|---|------------|
| 1 | YES |
| 2 | NO |
| | REFUSED |
| | DON'T KNOW |

BOX PA7

BOX PA7

NOT ON FILE

If DRIVES flag is null, go to PA7.
Otherwise, go to PA8.

PA7

pa2trprrelsr

R2 A7 TRAN PRO KEEP FM RELG SER

QUESTION TEXT:

In the last month, did a transportation problem ever keep {you/SP} from doing this (attending religious services)?

CODES

- | | |
|---|------------|
| 1 | YES |
| 2 | NO |
| | REFUSED |
| | DON'T KNOW |

PA8

pa2imprelser

R2 PA8 HW IMPORT ARE RELIG SERV

QUESTION TEXT:

How important is it to {you/SP} to attend religious services? Would you say very important, somewhat important, or not so important?

CODES

- | | |
|---|--------------------|
| 1 | VERY IMPORTANT |
| 2 | SOMEWHAT IMPORTANT |
| 3 | NOT SO IMPORTANT |
| | REFUSED |
| | DON'T KNOW |

PA9

pa2clbmtgrac

R2 PA9 CLUB MEETINGS GRP ACTIVES

DISPLAY INSTRUCTIONS:

Display PA9, PA10, PA11, and PA12 on the same screen.
If PA5 = 1 (ATTENDS RELIGIOUS SERVICES), display "besides religious services,".

QUESTION TEXT:

In the last month, {besides religious services,} did {you/SP} ever participate in clubs, classes, or other organized activities?

CODES

1	YES	
2	NO	
	REFUSED	PA13
	DON'T KNOW	PA13

PA10

pa2hlkpfrclb

R2 PA10 HELTH KEP FRM CLB MTINGS

QUESTION TEXT:

In the last month, did {your/SP's} health or functioning ever keep {you/him/her} from doing this (participating in clubs, classes, or other organized activities)?

CODES

1	YES
2	NO
	REFUSED
	DON'T KNOW

BOX PA11

BOX PA11

NOT ON FILE

If DRIVES flag is null, go to PA11.
Otherwise, go to PA12.

PA11

pa2trprkpfgr

R2 PA11 TRANS PROB KEEP FM GROPS

QUESTION TEXT:

In the last month, did a transportation problem ever keep {you/SP} from doing this (participating in clubs, classes, or other organized activities)?

CODES

1	YES
2	NO
	REFUSED
	DON'T KNOW

PA12

pa2imparclub

R2 PA12 IMPORT PARTIC CLUBS GRUP

DISPLAY INSTRUCTIONS:

If PA5 = 1 (ATTENDS RELIGIOUS SERVICES), display "other than religious services"

QUESTION TEXT:

How important is it to {you/SP} to participate in clubs, classes, or other organized activities {other than religious services}? Would you say very important, somewhat important, or not so important?

CODES

- | | |
|---|--------------------|
| 1 | VERY IMPORTANT |
| 2 | SOMEWHAT IMPORTANT |
| 3 | NOT SO IMPORTANT |
| | REFUSED |
| | DON'T KNOW |

PA13**pa2outfrenjy**

R2 PA13 EVER GO OUT FOR ENJOYMNT

DISPLAY INSTRUCTIONS:

Display PA13, PA14, PA15, and PA16 on the same screen.

If PA9 = 1 (PARTICIPATES IN GROUP ACTIVITIES), display “besides participating in club or group activities”.

QUESTION TEXT:

In the last month, {besides participating in club or group activities,} did {you/SP} ever go out for enjoyment? This includes things like going out to dinner, a movie, to gamble, or to hear music or see a play.

CODES

- | | | |
|---|------------|------|
| 1 | YES | |
| 2 | NO | |
| | REFUSED | PA17 |
| | DON'T KNOW | PA17 |

PA14**pa2hlkpgoenj**

R2 PA14 HLTH KP GO OUT ENJOY

QUESTION TEXT:

In the last month, did {your/SP}' health or functioning ever keep {you/him/her} from doing this?

IF NEEDED: This includes things like going out to dinner, a movie, to gamble, or to hear music or see a play.

CODES

- | | |
|---|------------|
| 1 | YES |
| 2 | NO |
| | REFUSED |
| | DON'T KNOW |

BOX PA15**BOX PA15**

NOT ON FILE

If DRIVES flag is null, go to PA15.
Otherwise, go to PA16.

PA15

pa2trprgoout

R2 PA15 TRANSPORB KEEP FM GO OUT

QUESTION TEXT:

In the last month, did a transportation problem ever keep {you/SP} from doing this (going out for enjoyment)?

IF NEEDED: This includes things like going out to dinner, a movie, to gamble, or to hear music or see a play.

CODES

- | | |
|---|------------|
| 1 | YES |
| 2 | NO |
| | REFUSED |
| | DON'T KNOW |

PA16

pa2impouteny

R2 PA16 IMPORT GO OUT FOR ENJOYT

QUESTION TEXT:

How important is it to {you/SP} that {you go/{he/she} goes} out for enjoyment? Would you say very important, somewhat important, or not so important?

IF NEEDED: This includes things like going out to dinner, a movie, to gamble, or to hear music or see a play.

CODES

- | | |
|---|--------------------|
| 1 | VERY IMPORTANT |
| 2 | SOMEWHAT IMPORTANT |
| 3 | NOT SO IMPORTANT |
| | REFUSED |
| | DON'T KNOW |

PA17

pa2workfrpay

R2 PA17 EVER WORK FOR PAY

DISPLAY INSTRUCTIONS:

Display PA17 and PA18 on the same screen.

QUESTION TEXT:

In the last month, did {you/SP} ever work for pay or in a business {you own/{he/she} owns}?

CODES

- | | | |
|---|------------|------|
| 1 | YES | |
| 2 | NO | |
| | REFUSED | PA19 |
| | DON'T KNOW | PA19 |

PA18

pa2hlkpfrwrk

R2 PA18 HEALTH KEEP YOU FRM WORK

DISPLAY INSTRUCTIONS:

If PA17 = 1 (YES), display “did {your/SP’s} health or functioning ever keep {you/him/her} from doing this (working for

pay)”.
If PA17 = 2 (NO), display “was {your/SP’s} health or functioning a reason that {you/he/she} did not do this (work for pay)”.

QUESTION TEXT:

In the last month, {did {your/SP’s} health or functioning ever keep {you/him/her} from doing this (working for pay)/was {your/SP’s} health or functioning a reason that {you/he/she} did not do this (work for pay)}?

CODES

1	YES
2	NO
	REFUSED
	DON’T KNOW

PA19

pa2voltwork

R2 PA19 EVER DO VOLUNTEER WORK

DISPLAY INSTRUCTIONS:

Display PA19 and PA20 on the same screen.

QUESTION TEXT:

In the last month, did {you/SP} ever do volunteer work?

CODES

1	YES	
2	NO	
	REFUSED	PA21
	DON’T KNOW	PA21

PA20

pa2hlkpfrvol

R2 PA20 HELTH KEEP FM VOLUNTRING

DISPLAY INSTRUCTIONS:

If PA19 = 1 (YES), display “did {your/SP’s} health or functioning ever keep {you/him/her} from doing this (volunteer work)”.

If PA19 = 2 (NO), display “was {your/SP’s} health or functioning a reason that {you/he/she} did not do this (volunteer work)”.

QUESTION TEXT:

In the last month, {did {your/SP’s} health or functioning ever keep {you/him/her} from doing this (volunteer work)/was {your/SP’s} health or functioning a reason that {you/he/she} did not do this (volunteer work)}?

CODES

1	YES
2	NO
	REFUSED
	DON’T KNOW

PA21

pa2prcranoth

R2 PA21 PROVIDE CARE ANOTHER PERS

DISPLAY INSTRUCTIONS:

If PA17 = 1 (WORKED FOR PAY) or PA19 = 1 (VOLUNTEER WORK), display “besides as {a job/volunteer work/a job or volunteer work}”.

Otherwise, use null display.

If PA17 = 1 (WORKED FOR PAY) and PA19 = 1 (VOLUNTEER WORK), display “a job or volunteer work”. Else if PA17 = 1 (WORKED FOR PAY), display “a job”.

Else if PA19 = 1 (VOLUNTEER WORK), display “volunteer work”

QUESTION TEXT:

In the last month, {{besides as {a job/volunteer work/a job or volunteer work}},} did {you/SP} ever provide care for or look after an adult or child who cannot care for themselves?

CODES

1	YES	
2	NO	PA23
	REFUSED	PA23
	DON'T KNOW	PA23

PA22**op2spcaredfr**

R2 PA22D SP CARED FOR PERSON

op2relatnshp

R2 RELASHIP TO SP UPDATE AND NEW

DISPLAY INSTRUCTIONS:

Display HELPER RELATIONSHIP CODES.

Display person roster with FIRST NAME, LAST NAME, and RELATIONSHIP TO SP. Allow entry for FIRST NAME and RELATIONSHIP TO SP fields.

Display "first" and "last" in underlined text.

QUESTION TEXT:

Who was that ({you/he/she} provided care for or looked after)?

PROBE: Anyone else?

SELECT ALL THAT APPLY

IF PERSON NAMED IS NOT ON THE ROSTER, PRESS CTRL/P TO ADD A PERSON

PA22b.	[What is (his/her) first name?]	CONFIRM SPELLING
PA22c.	[What is (his/her) last name?]	CONFIRM SPELLING
PA22d.	[What is (his/her) relationship to {you/SP}?]	PRESS F1 FOR HELP SCREEN

CODES

2	SPOUSE/PARTNER
3	DAUGHTER
4	SON
5	DAUGHTER-IN-LAW
6	SON-IN-LAW
7	STEPDAUGHTER
8	STEPSON
9	SISTER
10	BROTHER
11	SISTER-IN-LAW
12	BROTHER-IN-LAW

13	MOTHER
14	STEPMOTHER
15	MOTHER-IN-LAW
16	FATHER
17	STEPFATHER
18	FATHER-IN-LAW
19	GRANDDAUGHTER
20	GRANDSON
21	NIECE
22	NEPHEW
23	AUNT
24	UNCLE
25	COUSIN
26	STEPDAUGHTER'S SON/DAUGHTER
27	STEPSON'S SON/DAUGHTER
28	DAUGHTER-IN-LAW'S SON/DAUGHTER
29	SON-IN-LAW'S SON/DAUGHTER
30	BOARDER/RENTER
31	PAID AIDE/HOUSEKEEPER/EMPLOYEE
32	ROOMMATE
33	EX-WIFE/EX-HUSBAND
34	BOYFRIEND/GIRLFRIEND
35	NEIGHBOR
36	FRIEND
37	SOMEONE/SERVICE AT THE PLACE SP LIVES/LIVED
38	CO-WORKER
39	MINISTER, PRIEST, OR OTHER CLERGY
40	PSYCHIATRIST, PSYCHOLOGIST, COUNSELOR, OR THERAPIST
91	OTHER RELATIVE
92	OTHER NONRELATIVE

PROGRAMMER INSTRUCTIONS:

If code 31 is selected, display hard error message "Relationship code 31 "Paid Aide/Housekeeper/Employee" cannot be selected here. Please confirm the relationship and select another relationship code."

If "SERVICE/SOMEONE FROM THE PLACE SP LIVES" is selected from the person roster, display hard error message ""SERVICE/SOMEONE FROM THE PLACE SP LIVES" cannot be selected here. Please confirm for whom SP provided care and select or add another person."

For each roster selection/addition at PA22, set PERSONSPCARESFOR flag = 1 (YES).

PA24

pa2vigoractv

R2 PA24 EVER VIGOROUS ACTIVITIES

QUESTION TEXT:

In the last month, did {you/SP} ever spend time on vigorous activities that increased {your/his/her} heart rate and made {you/him/her} breathe harder? This includes things like working out, swimming, running or biking, or playing a sport.

CODES

1	YES
2	NO
	REFUSED
	DON'T KNOW

PA25a**pa2dofavact**

R2 PA25A GET TO DO FAV ACT LST YR

DISPLAY INSTRUCTIONS:

If DECEASED flag = 1 (YES), display "Between the last interview in {LAST INT MONTH AND YEAR} and the time of {SP}'s death in {MONTH AND YEAR OF DEATH}, did {he/she} get to do this".

Otherwise, display, "Since the time of the last interview in {LAST INT MONTH AND YEAR}, {have you/has SP} done this activity"

For "LAST INT PA25 TEXT" display text response from LAST INT PA25.

QUESTION TEXT:

DURING THE LAST INTERVIEW, {SP}'S FAVORITE ACTIVITY WAS {LAST INT PA25 TEXT}.

IF NO ACTIVITY LISTED, DO NOT READ QUESTION AND ENTER 95. IF ACTIVITY LISTED, ASK:

During the last interview, we learned that {your/{SP}'s} favorite activity was {LAST INT PA25 TEXT}.

{Since the last interview in {LAST INT MONTH AND YEAR}, {have you/has SP} done this activity/Between the last interview in {LAST INT MONTH AND YEAR} and the time of {SP}'s death in {MONTH AND YEAR OF DEATH}, did {he/she} get to do this?}

CODES

1	YES
2	NO
95	NO ACTIVITY LISTED
	REFUSED
	DON'T KNOW

BOX PA26**BOX PA26**

NOT ON FILE

If DECEASED flag = 1 (YES), go to Section CL - Closing.
Else, if PA25a = 1 (YES) or 2 (NO), go to PA26.
Otherwise, go to Section SD - Smoking.

PA26**pa2helmfvact**

R2 PA26 HEALTH LIMIT FAV ACTIVITY

QUESTION TEXT:

In the last year, did {your/SP's} health or functioning ever keep {you/him/her} from this activity?

CODES

1	YES
2	NO
	NO ACTIVITY LISTED
	REFUSED
	DON'T KNOW

PROGRAMMER INSTRUCTIONS:

Go to Section SD - Smoking

Derived Variables From Items in PA Section	
pa1dfavact	R1 D FAVORITE ACTIVITY
pa1dv2favact	R1 D VERSION 2 FAVORITE ACTIVITY

NHATS Round 2

Section SD [SMOKING]

Sequence: 26

BOX SD2

BOX SD2

NOT ON FILE

If R1 SD1 (EVER SMOKED) = 1 (YES), go to SD2.

Otherwise, go to SECTION PE - Performance.

SD2

sd2smokesnow

R2 SD2 SMOKES NOW

QUESTION TEXT:

{Do you/Does SP} smoke cigarettes now?

CODES

1	YES	SD3
2	NO	SECTION PE
	REFUSED	SECTION PE
	DON'T KNOW	SECTION PE

SD3

sd2numcigday

R2 SD3 NUM OF CIGARETTES PER DAY

QUESTION TEXT:

On average, how many cigarettes per day {do you/does SP} usually smoke?

IF NEEDED: A pack contains 20 cigarettes.

ENTER # OF CIGARETTES

ENTER 999 IF SP SMOKES LESS THAN 1 CIGARETTE PER DAY

ENTER NUMBER

Range	1 to 120
Soft Range	1 to 40
REFUSED	
DON'T KNOW	

PROGRAMMER INSTRUCTIONS:

IF NUMBER ENTERED VIOLATES THE HARD RANGE (SD3<1 OR SD3>120) AND SD3 <>999 THEN DISPLAY ERROR MESSAGE #13 FROM THE GLOBAL SPEC.

NHATS Round 2

Section PE [PERFORMANCE]

Sequence: 27

PE1PRE

PE1PRE

NOT ON FILE

Next I would like to ask {you/SP} to try to perform a few simple movements, that is to move {your/{his/her}} body in different ways. Before we start, I need to ask a few questions.

PRESS 1 AND ENTER TO CONTINUE

PE1

pe2whhndsign

R2 PE1 HAND USE TO SIGN YOUR NAME

QUESTION TEXT:

Which hand {do you/does SP} use to sign {your/{his/her}} name?

CODES

- | | |
|---|------------|
| 1 | LEFT |
| 2 | RIGHT |
| 3 | BOTH |
| | REFUSED |
| | DON'T KNOW |

PROGRAMMER INSTRUCTIONS:

If PE1 = 1, set LEFTHANDED flag = 1 (yes).
If PE1 = 2, set RIGHTHANDED flag = 1 (yes).
If PE1 = 3, set EITHERHANDED flag = 1 (yes).

PE2

pe2surghdwrt

R2 PE2 HAVE SURGRY TO HAND WRIST

DISPLAY INSTRUCTIONS:

Display "in the last 3 months" in bold underlined text.

QUESTION TEXT:

In the last 3 months, that is since {MONTH AND YEAR 3 MONTHS PRIOR TO TODAY'S DATE}, {have you/has SP} had surgery or a serious injury on {your/{his/her}} hand or wrist?

CODES

- | | | |
|---|------------|-----|
| 1 | YES | |
| 2 | NO | PE4 |
| 3 | REFUSED | PE4 |
| | DON'T KNOW | PE4 |
-

PE3

pe2surgyside

R2 PE3 WHICH SIDE WAS SURGERY

QUESTION TEXT:

Which side was that (surgery or serious injury on {your/SP's} hand or wrist)? Was it the left side or right side?

CODES

1	LEFT SIDE	
2	RIGHT SIDE	
3	BOTH SIDES	PE8
	REFUSED	
	DON'T KNOW	

PROGRAMMER INSTRUCTIONS:

If PE3 = 1 (left hand/wrist surgery), set LEFTGRIPTEST flag = 2 (no).
 If PE3 = 2 (right hand/wrist surgery), set RIGHTGRIPTEST flag = 2 (no).
 If PE3 = 3 (both hands/wrists surgery), set LEFTGRIPTEST flag = 2 (no) and RIGHTGRIPTEST flag = 2 (no).

PE4 **pe2flrupain** R2 PE4 EXPER FLARE UP PAIN HAND

DISPLAY INSTRUCTIONS:

Display "currently" in bold underlined text.

QUESTION TEXT:

{Are you/Is SP} currently experiencing a flare-up of pain in either hand or wrist?

CODES

1	YES	
2	NO	PE6
3	REFUSED	PE6
	DON'T KNOW	PE6

PE5 **pe2sideflrup** R2 PE5 SIDE CURRNT FLARE UP PAIN

DISPLAY INSTRUCTIONS:

Display "current" in bold underlined text.

QUESTION TEXT:

Which side is that current flare-up of pain in {your/SP's} hand or wrist? Is it the left side or right side?

CODES

1	LEFT SIDE	
2	RIGHT SIDE	
3	BOTH SIDES	PE8
	REFUSED	
	DON'T KNOW	

PROGRAMMER INSTRUCTIONS:

If PE5 = 1 (left hand/pain flare up), set LEFTGRIPTEST flag = 2 (no).
 If PE5 = 2 (right hand/pain flare up), set RIGHTGRIPTEST flag = 2 (no).
 If PE5 = 3 (both hands/pain flare ups), set LEFTGRIPTEST flag = 2 (no) and RIGHTGRIPTEST flag = 2 (no).

PE6 **pe2surgarmsh** R2 PE6 SURGERY ARM OR SHOULDER

DISPLAY INSTRUCTIONS:

Display "In the last 3 months" in bold underlined text.

QUESTION TEXT:

In the last 3 months, that is since {MONTH AND YEAR 3 MONTHS PRIOR TO TODAY'S DATE}, {have

you/has SP} had surgery or a serious injury on {your/{his/her}} arm or shoulder

CODES

1	YES	
2	NO	PE8
	REFUSED	PE8
	DON'T KNOW	PE8

PE7

pe2sidsurgar

R2 PE7 SIDE SURGERY ARM OR SHLDR

QUESTION TEXT:

Which side was that (surgery or serious injury on {your/SP's} arm or shoulder)? Was it the left side or right side?

CODES

1	LEFT SIDE
2	RIGHT SIDE
3	BOTH SIDES
	REFUSED
	DON'T KNOW

PROGRAMMER INSTRUCTIONS:

If PE7 = 1 (left arm/shoulder surgery), set LEFTGRIPTEST flag = 2 (no).

If PE7 = 2 (right arm/shoulder surgery), set RIGHTGRIPTEST flag = 2 (no).

If PE7 = 3 (both arms/shoulders surgery), set LEFTGRIPTEST flag = 2 (no) and RIGHTGRIPTEST flag = 2 (no).

PE8

pe2surgyhips

R2 PE8 SURG HIPS IN CLUD REPLCMNT

DISPLAY INSTRUCTIONS:

Display "In the last 3 months" in bold underlined text.

QUESTION TEXT:

In the last 3 months, that is since {MONTH AND YEAR 3 MONTHS PRIOR TO TODAY'S DATE}, {have you/has SP} had surgery or a serious injury on {your/{his/her}} hips (including hip replacement surgery)?

CODES

1	YES	
2	NO	BOX PE11
	REFUSED	BOX PE11
	DON'T KNOW	BOX PE11

PE9

pe2sidhipsrg

R2 PE9 SIDE WAS HIP SURGERY ON

QUESTION TEXT:

Was that (surgery or serious injury on {your/SP's} hips) only on one side or on both sides?

CODES

1	ONE SIDE
2	BOTH SIDES
	REFUSED

DON'T KNOW

PROGRAMMER INSTRUCTIONS:

If PE9 = 2 (both hips surgery), set CHAIRSTANDS flag = 2 (no).

BOX PE11

BOX PE11

NOT ON FILE

If MO24 = 1 (always uses mobility device to get out of bed) or MO26 = 4 (never got out of bed by self), go to PE11.

Otherwise go to BOX PE13.

PE11

pe2stndwhold

R2 PE11 STAND WITHOUT HOLDING ON

DISPLAY INSTRUCTIONS:

Display "stand without holding onto anyone or anything" in bold underlined text.

QUESTION TEXT:

For a few of the body movements, I will ask {you/SP} to stand without holding onto anyone or anything. I can help {you/{him/her}} get up if {you/{he/she}} would like me to. {Are you/Is SP} able to try this?

CODES

- | | |
|---|------------|
| 1 | YES |
| 2 | NO |
| | REFUSED |
| | DON'T KNOW |

PROGRAMMER INSTRUCTIONS:

If PE11 = 2 (not able to stand without holding on to anyone/anything), set BALANCESTANDS flag = 2 (no).

BOX PE12

BOX PE12

NOT ON FILE

If CHAIRSTANDS flag = 2 (NO), go to PE13.
Otherwise, go to PE12.

PE12

pe2upchbyslf

R2 PE12 GET UP OUT CHAIR BY SELF

DISPLAY INSTRUCTIONS:

Display "without" and "by {yourself/{himself/herself}}" in bold underlined text.

If CANE flag = 1 (yes) or WALKER flag = 1 (yes), display "and without {your/{his/her}}{cane/walker/cane or walker}".

If CANE flag = 1 (yes) and WALKER flag is null, display "cane".

If WALKER flag = 1 (yes) and CANE flag is null, display "walker".

If CANE flag = 1 (yes) and WALKER flag = 1 (yes), display "cane or walker".

QUESTION TEXT:

I will also ask {you/SP} to get up out of a chair by {yourself/{himself/herself}}{and without {your/{his/her}}{cane/walker/cane or walker}}. {Are you/Is SP} able to try this?

CODES

- | | |
|---|------------|
| 1 | YES |
| 2 | NO |
| | REFUSED |
| | DON'T KNOW |

PROGRAMMER INSTRUCTIONS:

If PE12 = 2 (unable to try getting up from chair without mobility devices/help), set CHAIRSTANDS flag = 2 (no).

BOX PE13

BOX PE13

NOT ON FILE

If MO15 = 1 (used wheelchair every time to get around home/building) or MO16 = 1 (used scooter every time to get around home/building) set WALKING COURSE flag = no (2) and go to PE14.

Otherwise go to PE13.

PE13

pe2wlkdsself

R2 PE13 WALK SHORT DIST BY SELF

DISPLAY INSTRUCTIONS:

Display "walk a short distance in this room by {yourself/{himself/herself}}" in bold underlined text.

If MO13 = 1,2,3, or 4 (used cane every time, most times, sometimes, or rarely when walking around inside) or MO14 = 1,2,3, or 4 (used walker every time, most times, sometimes, or rarely when walking around inside), display "{You/{He/She}} may use {your/{his/her}} {cane/walker/cane or walker} if {you feel/{he/she} feels} {you need/{he/she} needs} it to walk a short distance."

If MO13 = 1,2,3, or 4 and MO14 ≠ 1,2,3, or 4, display ☐cane☐.

If MO14 = 1,2,3, or 4 and MO13 ≠ 1,2,3, or 4, display ☐walker☐.

If MO13 = 1,2,3, or 4 and If MO14 = 1,2,3, or 4, display "cane or walker".

QUESTION TEXT:

I will (also) be asking {you/SP} to walk a short distance in this room by {yourself/{himself/herself}}. {{{You/{He/She}}} may use {your/{his/her}} {cane/walker/cane or walker} if {you feel/{he/she} feels} {you need/{he/she} needs} it to walk a short distance.} {Are you/Is SP} able to try this?

CODES

- | | |
|---|------------|
| 1 | YES |
| 2 | NO |
| | REFUSED |
| | DON'T KNOW |

PROGRAMMER INSTRUCTIONS:

If PE13 = 2 (unable to walk short distance), set WALKINGCOURSE flag = 2 (no).

PE14

PE14

NOT ON FILE

DISPLAY INSTRUCTIONS:

Display "ACTIVITIES TO SET UP AND DEMONSTRATE" in bolded text.

Display grid with 7 rows and 3 columns.

In R1C1, use null display.

In R1C2, display "ACTIVITY" in bolded text.

In R1C3, display "ADMINISTER" in bolded text.

In R2C1, display "1."

In R2C2, display “BALANCE STANDS”.

In R2C3, if BALANCESTANDS flag = 2 (no), set BALANCESTANDESELIG flag = 2 (NO), and display “NO”.

Otherwise, set BALANCESTANDESELIG flag = 1 (YES), and display “YES”.

In R3C1, display “2.”.

In R3C2, display “WALKING COURSE”.

In R3C3, if WALKINGCOURSE flag = 2 (no), set WALKINGCOURSELIG flag = 2 (NO), and display “NO”.

Otherwise, set WALKINGCOURSELIG flag = 1 (YES), and display “YES”.

In R4C1, use null display.

In R4C2, use null display. In R4C3:

If WALKINGCOURSELIG flag = 1 (YES) and [MO13 = 2, 3, or 4 (used cane most times, sometimes, or rarely inside) or MO14 = 2, 3, or 4 (used walker most times, sometimes, or rarely inside)], set AIDUSAGE flag = 2 (SOMETIMES), and display “B. SOMETIMES USES CANE/WALKER AROUND HOME”.

Else, if WALKINGCOURSELIG flag = 1 (YES) and [MO13 = 1 (used cane every time inside) or MO14 = 1 (used walker every time inside)], set AIDUSAGE flag = 3 (ALWAYS), and display “C. ALWAYS USES CANE/WALKER AROUND HOME”.

Otherwise, if WALKINGCOURSELIG flag = 1 (YES), set AIDUSAGE flag = 1 (NEVER), and display “A. DOESN’T USE CANE/WALKER AROUND HOME”.

In R5C1, display “3.”.

In R5C2, display “CHAIR STANDS”.

In R5C3, if CHAIRSTANDS flag = 2 (no), set CHAIRSTANDESELIG flag = 2 (NO), and display “NO”.

Otherwise, set CHAIRSTANDESELIG flag = 1 (YES), and display “YES”.

In R6C1, display “4.”.

In R6C2, display “GRIP STRENGTH”.

In R6C3:

If LEFTGRIPTEST flag=2 (no) and RIGHTGRIPTEST flag=2 (no), set GRIPSTRENGTHLIG flag = 3 (NO), and display “NO”.

Else if LEFTGRIPTEST flag=2 (no) and RIGHTGRIPTEST flag NE 2 (no), set GRIPSTRENGTHLIG flag = 1 (YES RIGHT), and display “YES RIGHT”.

Else if LEFTGRIPTEST flag NE 2 (no) and RIGHTGRIPTEST flag=2 (no), set GRIPSTRENGTHLIG flag = 2 (YES LEFT), and display “YES LEFT”.

Else if [LEFTGRIPTEST flag NE 2 (NO) and RIGHTGRIPTEST flag NE 2 (no)] and [LEFTHANDED flag = 1 (YES)], set GRIPSTRENGTHLIG flag = 2 (YES LEFT), and display “YES LEFT”.

Otherwise, set GRIPSTRENGTHLIG flag = 1 (YES RIGHT), and display “YES RIGHT”.

Display “TRANSFER INFORMATION TO FRONT PAGE OF ACTIVITIES BOOKLET”

Display “AFTER ACTIVITIES ARE COMPLETED, PRESS 1 AND ENTER TO CONTINUE”

QUESTION TEXT:

ACTIVITIES TO SET UP AND DEMONSTRATE

ACTIVITY	ADMINISTER
1. BALANCE STANDS	{YES/NO}
2. WALKING COURSE	{YES/NO}
	{A. DOESN’T USE CANE/WALKER AROUND HOME/ B. SOMETIMES USES CANE/WALKER AROUND HOME/ C. ALWAYS USES CANE/WALKER AROUND HOME}
3. CHAIR STANDS	{YES/NO}
4. GRIP STRENGTH	{YES RIGHT/YES LEFT/NO}

TRANSFER INFORMATION TO FRONT PAGE OF ACTIVITIES BOOKLET

PE15

PE15

NOT ON FILE

QUESTION TEXT:

I will (also) be asking {you/SP} to walk a short distance in this room by {yourself/{himself/herself}}.
 {{{You/{He/She}}} may use {your/{his/her}} {cane/walker/cane or walker} if {you feel/{he/she} feels} {you
 need/{he/she} needs} it to walk a short distance.} {Are you/Is SP} able to try this?

PROGRAMMER INSTRUCTIONS:

Go to Section HW – Height & Weight

Flag Variables Set in PE Section

fl2lefthand	R2 F PE CAN SP DO LEFT HAND TEST
fl2righthand	R2 F PE CAN SP DO RGT HAND TEST
fl2eiherhand	R2 F PE CAN SP DO EITHR HAND TST
fl2lftgrptst	R2 F PE CAN SP DO LFT GRIP TEST
fl2rhtgrptst	R2 F PE CAN SP DO RIGHT GRIP TEST
fl2charstnds	R2 F PE CAN SP DO CHAIR STANDS
fl2balstands	R2 F PE CAN SP DO BALANCE STANDS
fl2wlkingrse	R2 F PE CAN SP DO WALKING COURSE

Affix SP ID Label

ab2datemonth R2 AB COVER DATE MONTH

ab2dateyear R2 AB COVER DATE YEAR

Date:

		/			/	2	0	1	
m	m		d	d		y	y	y	y

Interviewer ID:

N	H	A	T				
---	---	---	---	--	--	--	--


National Health and Aging Trends Study

Activities Booklet



ACTIVITIES TO SET UP AND DEMONSTRATE

Transfer information from laptop screen. Mark administration for each activity "YES" or "NO" and copy to the administration box on the page listed for each activity.

ACTIVITY	ADMINISTER		PAGE
1. BALANCE STANDS	<input type="checkbox"/> YES	<input type="checkbox"/> NO	4
2. WALKING COURSE	<input type="checkbox"/> YES	<input type="checkbox"/> NO	16
			
	<input type="checkbox"/> WA3a. Doesn't use cane/walker around home	}	17
	<input type="checkbox"/> WA3b. Sometimes uses cane/walker around home		
	<input type="checkbox"/> WA3c. Always uses cane/walker around home		
3. CHAIR STANDS	<input type="checkbox"/> YES	<input type="checkbox"/> NO	22
4. GRIP STRENGTH	<input type="checkbox"/> YES RIGHT	<input type="checkbox"/> NO	28
	<input type="checkbox"/> YES LEFT		
5. WAIST CIRCUMFERENCE	YES		34
6. PEAK AIR FLOW	YES		38



GENERAL INSTRUCTIONS

- *Administer activities in the order presented in booklet*
- *Read/say **bold blue text** to SP EXACTLY as written*
- *Check that SP is wearing appropriate shoes (tennis shoes or shoes with less than 1-inch heels, but not slippers). If not, request SP to change shoes or put shoes on*
- *Check lighting to see if adequate for SP to see. If not, ask if there is a light you can turn on*
- *Identify place for SP to sit while watching you demonstrate activities*



GENERAL INSTRUCTIONS

Record start time:

<input type="text"/>	<input type="text"/>	:	<input type="text"/>	<input type="text"/>	<input type="text"/> AM
<input type="text"/>	<input type="text"/>	:	<input type="text"/>	<input type="text"/>	<input type="text"/> PM
HRS			MINS		

Now I would like to ask you to try to perform a few simple movements, that is to move your body in different ways.

For each movement, I will first describe it and show it to you. Then I'd like you to try to do it.

If you feel it would be unsafe to try it, tell me, and we'll move on to the next one.

Do you have any questions before we begin?

in2strtabhrs	R2 IN8 START TIME HOURS
in2strtabmin	R2 IN8 START TIME MINUTES
in2strtmampm	R2 IN8 START TIME AM OR PM



THIS PAGE INTENTIONALLY LEFT BLANK



BALANCE STANDS

Balance Stands Administration:

BA1

☐

YES

☐

NO

GO TO WALKING COURSE p.16



- *Clear space for balance stands activity*
- *Get out stopwatch*

SIDE BY SIDE STAND

➤ Reset stopwatch to 0:00'00"00

Now I'll show you the first movement.

➤ Demonstrate with inside edges of your feet touching at the heels and toes



I want you to try to stand with your feet together, side-by-side, for about 10 seconds. You may use your arms, bend your knees, or move your body in order to keep your balance, but try not to move your feet. Try to hold this position until I tell you to stop.

Do you think it would be safe to try this?

BA2

☐ YES



☐ NO

GO TO BA3 ☒ 3. Not attempted

Help SP into position:

- Support SP's elbow with one hand while standing slightly behind and to the side
- Hold stopwatch behind SP's back
- Check SP's feet position

Are you ready?

YES



NO

GO TO BA3 ☒ 3. Not attempted

Ready, begin.

- Start stopwatch
- Remove support hand
- Step back half a step. Keep your hands near SP's elbow and back





After 10 seconds if SP is still holding position, say:

Stop.

SIDE BY SIDE STAND — RESULTS

ba2sxsresult R2 BA3 SIDE BY SIDE STAND RESULT

BA3

<input type="checkbox"/> 1. COMPLETED, HELD FOR 10 SEC	<input type="checkbox"/> 2. ATTEMPTED, NOT HELD FOR 10 SEC	<input type="checkbox"/> 3. NOT ATTEMPTED
<div style="text-align: center;">  SEMI-TANDEM Next Page </div>	<div style="text-align: right;">BA4</div> <p>Time held:</p> <div style="display: flex; align-items: center;">  <div style="border: 1px solid black; width: 40px; height: 40px; margin: 0 5px;"></div> <div style="border: 1px solid black; width: 40px; height: 40px; margin: 0 5px;"></div> <div style="border: 1px solid black; width: 40px; height: 40px; margin: 0 5px;"></div> </div> <div style="display: flex; justify-content: space-around; margin-top: 5px;"> <div style="background-color: #808080; color: white; padding: 2px 5px;">SECS</div> <div style="background-color: #808080; color: white; padding: 2px 5px;">1/100</div> </div> <div style="text-align: center; margin-top: 20px;">  <p>GO TO WALKING COURSE p.16</p> </div>	<div style="text-align: right;">BA5</div> <p>Reasons not attempted: <u>Mark all that apply</u></p> <p><input type="checkbox"/> 1. SP felt unsafe</p> <p><input type="checkbox"/> 2. Proxy felt unsafe for SP</p> <p><input type="checkbox"/> 3. You felt unsafe for SP/SP unsteady with support</p> <p><input type="checkbox"/> 4. SP unable to understand directions</p> <p><input type="checkbox"/> 9. Other, specify:</p> <div style="border: 1px solid black; height: 60px; width: 100%; margin-top: 5px;"></div> <div style="text-align: center; margin-top: 20px;">  <p>GO TO WALKING COURSE p.16</p> </div>

ba2blstdsecs R2 BA4A SECS SIDE BY SIDE STAND

ba2blstdhndr R2 BA4B HNRDS SIDE BY SIDE STND

ba2rsn1ssstd R2 BA5 1 NO STAND SP FELT UNSAFE

ba2rsn2ssstd R2 BA5 2 NO STAND PRXY FELT UNSF

ba2rsn3ssstd R2 BA5 3 NO STND INTWR FELT UNSF

ba2rsn4ssstd R2 BA5 4NO STND SP UNABL2UNDRSTD

ba2rsn9ssstd R2 BA5 9 NO STAND OTHER SPECIFY

SEMI-TANDEM STAND

➤ Reset stopwatch to 0:00'00"00

Now I'll show you the second movement.

➤ Demonstrate with inside edge of one foot touching the big toe of the other



I want you to try to stand with the side of the heel of one foot touching the big toe of the other foot for about 10 seconds. You may put either foot in front, whichever is more comfortable for you.

You may use your arms, bend your knees, or move your body in order to keep your balance, but try not to move your feet. Again, try to hold this position until I tell you to stop.

Do you think it would be safe to try this?

BA6

☐ YES



☐ NO

GO TO BA7 ☒ 3. Not attempted

Help SP into position:

- Support SP's elbow with one hand while standing slightly behind and to the side
- Hold stopwatch behind SP's back
- Check SP's feet position

Are you ready?

YES



NO

GO TO BA7 ☒ 3. Not attempted

Ready, begin.

- Start stopwatch
- Remove support hand
- Step back half a step. Keep your hands near SP's elbow and back




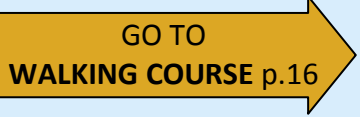
After 10 seconds if SP is still holding position, say:

Stop.

SEMI-TANDEM STAND — RESULTS

ba2stdmreslt R2 BA7 SEMI TANDEM STAND RESULT

BA7

<input type="checkbox"/> 1. COMPLETED, HELD FOR 10 SEC	<input type="checkbox"/> 2. ATTEMPTED, NOT HELD FOR 10 SEC	<input type="checkbox"/> 3. NOT ATTEMPTED
<div style="text-align: center;">  FULL TANDEM Next Page </div>	<div style="text-align: right;">BA8</div> <p>Time held:</p> <div style="display: flex; align-items: center;">  <div style="border: 1px solid black; width: 40px; height: 40px; margin: 0 5px;"></div> <div style="border: 1px solid black; width: 40px; height: 40px; margin: 0 5px;"></div> <div style="border: 1px solid black; width: 40px; height: 40px; margin: 0 5px;"></div> <div style="border: 1px solid black; width: 40px; height: 40px; margin: 0 5px;"></div> </div> <div style="display: flex; justify-content: center; margin-top: 5px;"> <div style="background-color: #444; color: white; padding: 2px 5px; margin: 0 5px;">SECS</div> <div style="background-color: #444; color: white; padding: 2px 5px; margin: 0 5px;">1/100</div> </div> <div style="text-align: center; margin-top: 20px;">  <p>GO TO WALKING COURSE p.16</p> </div>	<div style="text-align: right;">BA9</div> <p>Reasons not attempted: <u>Mark all that apply</u></p> <p><input type="checkbox"/> 1. SP felt unsafe</p> <p><input type="checkbox"/> 2. Proxy felt unsafe for SP</p> <p><input type="checkbox"/> 3. You felt unsafe for SP/SP unsteady with support</p> <p><input type="checkbox"/> 4. SP unable to understand directions</p> <p><input type="checkbox"/> 9. Other, specify:</p> <div style="border: 1px solid black; height: 60px; width: 100%; margin-top: 5px;"></div> <div style="text-align: center; margin-top: 20px;">  <p>GO TO WALKING COURSE p.16</p> </div>

ba2stdmsecs R2 BA8A SECS HELD SEMI TANDEM STD

ba2stdmhndr R2 BA8B HNRDS HLD SEMI TANDEM STD

ba2rsn1ststd R2 BA9 1 NO STNDM SP FELT UNSAFE

ba2rsn2ststd R2 BA9 2NO STNDM PRXY FELT UNSAF

ba2rsn3ststd R2 BA9 3 NO STNDM INTR FELT UNSF

ba2rsn4ststd R2 BA9 4NO STNDM SP UNABL2UNDSTD

ba2rsn9ststd R2 BA9 9 NO STNDM OTHER SPECIFY



FULL TANDEM STAND

- Reset stopwatch to 0:00'00"00

Now I'll show you the third movement.

- Demonstrate with heel of one foot in front of and touching toes of the other



I want you to try to stand with the heel of one foot in front of and touching the toes of the other foot for about 10 seconds. You may put either foot in front, whichever is more comfortable for you.

You may use your arms, bend your knees, or move your body in order to keep your balance, but try not to move your feet. Try to hold this position until I tell you to stop.

Do you think it would be safe to try this?

BA10

☐ YES



☐ NO

GO TO BA11 ☒ 3. Not attempted

Help SP into position:

- Support SP's elbow with one hand while standing slightly behind and to the side
- Hold stopwatch behind SP's back
- Check SP's feet position

Are you ready?

YES



NO

GO TO BA11 ☒ 3. Not attempted

Ready, begin.

- Start stopwatch
- Remove support hand
- Step back half a step. Keep your hands near SP's elbow and back

After 10 seconds if SP is still holding position, say:





Stop.



FULL TANDEM STAND — RESULTS

ba2ftdmreslt R2 BA11 FULL TANDEM STAND RESULT

BA11

<input type="checkbox"/> 1. COMPLETED, HELD FOR 10 SEC	<input type="checkbox"/> 2. ATTEMPTED, NOT HELD FOR 10 SEC	<input type="checkbox"/> 3. NOT ATTEMPTED
<div style="text-align: center;">  ONE LEG EYES OPEN Next Page </div>	<div style="text-align: right;">BA12</div> <p>Time held:</p> <div style="display: flex; align-items: center;">  <div style="border: 1px solid black; width: 40px; height: 40px; margin: 0 5px;"></div> <div style="border: 1px solid black; width: 40px; height: 40px; margin: 0 5px;"></div> <div style="border: 1px solid black; width: 40px; height: 40px; margin: 0 5px;"></div> </div> <div style="display: flex; justify-content: space-around; margin-top: 5px;"> <div style="background-color: #808080; color: white; padding: 2px 5px;">SECS</div> <div style="background-color: #808080; color: white; padding: 2px 5px;">1/100</div> </div> <div style="text-align: center; margin-top: 20px;">  <p>GO TO WALKING COURSE p.16</p> </div>	<div style="text-align: right;">BA13</div> <p>Reasons not attempted: <u>Mark all that apply</u></p> <p><input type="checkbox"/> 1. SP felt unsafe</p> <p><input type="checkbox"/> 2. Proxy felt unsafe for SP</p> <p><input type="checkbox"/> 3. You felt unsafe for SP/SP unsteady with support</p> <p><input type="checkbox"/> 4. SP unable to understand directions</p> <p><input type="checkbox"/> 9. Other, specify:</p> <div style="border: 1px solid black; height: 60px; margin-top: 10px;"></div> <div style="text-align: center; margin-top: 20px;">  <p>GO TO WALKING COURSE p.16</p> </div>

ba2ftdmsecs R2 BA12A SECS HLD FULL TANDM STD

ba2ftdmhndr R2 BA12B HNRDS HLD FLL TANDM STD

ba2rsn1ftstd R2 BA13 1 NO FTNDM SP FLT UNSAFE

ba2rsn2ftstd R2 BA13 2NO FTNDM PRXY FLT UNSAF

ba2rsn3ftstd R2 BA13 3 NO FTNDM INTR FLT UNSF

ba2rsn4ftstd R2 BA13 4NO FTNDM SP UNABL2UNDST

ba2rsn9ftstd R2 BA13 9 NO FTNDM OTHER SPECIFY

ONE LEG STAND EYES OPEN

➤ Reset stopwatch to 0:00'00"00

Now I'll show you the fourth movement.



➤ Demonstrate with one leg raised a few inches off the ground

I want you to try to stand on one leg, whichever one you want, and raise the other leg off the ground a few inches. Stand for as long as you can. I will stop you at 30 seconds.

You may use your arms, bend your knees, or move your body to keep your balance. Try not to move the foot on which you are standing and try not to let your legs touch each other. Try to hold this position until I tell you to stop. If you feel you are losing your balance take a step. I'll hold you up until you feel stable.

Do you think it would be safe to try this?

BA14

☐ YES



☐ NO

GO TO BA15 ☒ 3. Not attempted

Help SP into position:

- Support SP's elbow with one hand while standing slightly behind and to the side
- Hold stopwatch behind SP's back
- Check SP's feet position: 1 foot raised

Are you ready?

YES



NO

GO TO BA15 ☒ 3. Not attempted

Ready, begin.

- Start stopwatch
- Remove support hand
- Step back half a step. Keep your hands near SP's elbow and back



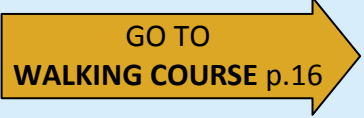
After 30 seconds if SP is still holding position, say:

Stop.

ONE LEG STAND EYES OPEN — RESULTS

ba21leoreslt R2 BA15 ONE LEG STAND EYES OPEN

BA15

<input type="checkbox"/> 1. COMPLETED, HELD FOR 30 SEC	<input type="checkbox"/> 2. ATTEMPTED, NOT HELD FOR 30 SEC	<input type="checkbox"/> 3. NOT ATTEMPTED
<div style="text-align: center;">  ONE LEG EYES CLOSED Next Page </div>	<div style="text-align: right;">BA16</div> <p>Time held:</p> <div style="display: flex; justify-content: center; align-items: center;"> <div style="border: 1px solid black; width: 40px; height: 40px; margin: 2px;"></div> <div style="border: 1px solid black; width: 40px; height: 40px; margin: 2px;"></div> </div> <div style="display: flex; justify-content: center; align-items: center; margin-top: 5px;"> <div style="background-color: #808080; color: white; padding: 2px 5px; margin: 0 5px;">SECS</div> <div style="background-color: #808080; color: white; padding: 2px 5px; margin: 0 5px;">1/100</div> </div> <div style="text-align: center; margin-top: 20px;">  GO TO WALKING COURSE p.16 </div>	<div style="text-align: right;">BA17</div> <p>Reasons not attempted: <u>Mark all that apply</u></p> <p><input type="checkbox"/> 1. SP felt unsafe</p> <p><input type="checkbox"/> 2. Proxy felt unsafe for SP</p> <p><input type="checkbox"/> 3. You felt unsafe for SP/SP unsteady with support</p> <p><input type="checkbox"/> 4. SP unable to understand directions</p> <p><input type="checkbox"/> 9. Other, specify:</p> <div style="border: 1px solid black; height: 60px; width: 100%; margin-top: 5px;"></div> <div style="text-align: center; margin-top: 20px;">  GO TO WALKING COURSE p.16 </div>

ba21leosfsec R2 BA16A SECS HLD 1LEG EYES OPEN

ba21leohndr R2 BA16B HNRDS HLD 1LEG EYE OPEN

ba2rsn11leo R2 BA17 1 NO1LEGEO SP FLT UNSAFE

ba2rsn21leo R2 BA17 2NO1LEGEO PRXY FLT UNSAF

ba2rsn31leo R2 BA17 3 NO1LEGEO INTR FLT UNSF

ba2rsn41leo R2 BA17 4NO1LEGEO SP UNABL2UNDST

ba2rsn91leo R2 BA17 9NO1LEGEO OTHER SPECIFY



ONE LEG STAND EYES CLOSED

➤ Reset stopwatch to 0:00'00"00

Now I'll show you the last of these movements.



➤ Demonstrate with eyes closed and one leg raised a few inches off the ground

This time I want you to close your eyes and try to stand on one leg, whichever one you want, and raise the other leg off the ground a few inches. Stand for as long as you can. I will stop you at 30 seconds.

You may use your arms, bend your knees, or move your body to keep your balance. Try not to move the foot on which you are standing and try not to let your legs touch each other. Try to hold this position until I tell you to stop. If you feel you are losing your balance take a step. I'll hold you up until you feel stable.

Do you think it would be safe to try this?

BA18

☐ YES



☐ NO

GO TO BA19 ☒ 3. Not attempted

Please close your eyes. When you are ready, lift one leg off the ground a few inches. I will not let go until you say you are ready.

Help SP into position:

- Support SP's elbow with one hand while standing slightly behind and to the side
- Hold stopwatch behind SP's back
- Check SP's feet position: 1 foot raised and eyes closed

Are you ready?

YES



NO

GO TO BA19 ☒ 3. Not attempted

Ready, begin.

- Start stopwatch
- Remove support hand
- Step back half a step. Keep your hands near SP's elbow and back

After 30 seconds if SP is still holding position, say:




Stop.



ONE LEG STAND EYES CLOSED — RESULTS

ba21lecsreslt R2 BA19 ONE LEG STAND EYES CLOS

BA19

<input type="checkbox"/> 1. COMPLETED, HELD FOR 30 SEC	<input type="checkbox"/> 2. ATTEMPTED, NOT HELD FOR 30 SEC	<input type="checkbox"/> 3. NOT ATTEMPTED
<div style="text-align: center;">  WALKING COURSE Next Page </div>	<div style="text-align: center;"> Time held: <div style="display: flex; justify-content: center; gap: 10px;"> <div style="border: 1px solid black; width: 40px; height: 40px; display: flex; align-items: center; justify-content: center;"> </div> <div style="border: 1px solid black; width: 40px; height: 40px; display: flex; align-items: center; justify-content: center;"> </div> </div> <div style="display: flex; justify-content: center; gap: 10px; margin-top: 5px;"> <div style="background-color: #808080; color: white; padding: 2px 5px;">SECS</div> <div style="background-color: #808080; color: white; padding: 2px 5px;">1/100</div> </div> <div style="text-align: center; margin-top: 10px;">  WALKING COURSE Next Page </div> </div>	<div style="text-align: center;"> Reasons not attempted: <u>Mark all that apply</u> </div> <div style="margin-top: 10px;"> <input type="checkbox"/> 1. SP felt unsafe <input type="checkbox"/> 2. Proxy felt unsafe for SP <input type="checkbox"/> 3. You felt unsafe for SP/SP unsteady with support <input type="checkbox"/> 4. SP unable to understand directions <input type="checkbox"/> 9. Other, specify: </div> <div style="border: 1px solid black; height: 60px; margin-top: 10px;"></div> <div style="text-align: center; margin-top: 20px;">  WALKING COURSE Next Page </div>

ba21lecsfsec R2 BA20A SECS HLD 1LEG EYES CLOS

ba21lechndr R2 BA20B HNRDS HLD 1LEG EYE CLOS

ba2rsn1lec R2 BA21 1 NO1LEGECE SP FLT UNSAFE

ba2rsn2lec R2 BA21 2NO1LEGECE PRXY FLT UNSAF

ba2rsn3lec R2 BA21 3 NO1LEGECE INTR FLT UNSF

ba2rsn4lec R2 BA21 4NO1LEGECE SP UNABL2UNDST

ba2rsn9lec R2 BA21 9NO1LEGECE OTHER SPECIFY

THIS PAGE INTENTIONALLY LEFT BLANK



WALKING COURSE

Walking Course Administration:

WA1

☐ YES



☐ NO

GO TO CHAIR STANDS p.22



- Get out walking course chain & masking tape
- Look for appropriate space for course (16' x 3'), you may need to use a hallway or nearby room
- Find as smooth a surface as possible to lay out the course. Avoid high-pile carpet
- Do not lay course out over the edge of a rug, a throw rug, or any irregular surface
- Clear any obstacles from activity area (move small furniture, only with permission)

Is there an appropriate space to set up the walking course?

wa2wlkcorpc R2 WA2 WALKING COURSE SPACE WA2

☐ YES



☐ NO

GO TO WA5 ☒ 3. Not attempted



- Lay out chain straight down center of course area. Tape each end to the floor
- Using an arm's length of masking tape, place tape lengths under the two colored links of chain
- Untape chain from floor, leaving only taped start and finish lines



WALKING COURSE 1


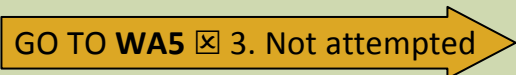



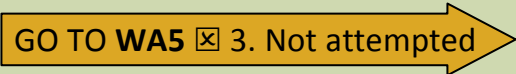
➤ Reset stopwatch to 0:00'00"00

This is our walking course. I want you to walk to the other end of the course at your usual speed, just as if you were walking down the street to go to the store. Walk all the way past the other end of the tape before you stop. I will walk with you.



➤ Demonstrate starting from start line and walking completely past end line


WA3

WA3a <input type="checkbox"/>	<p>Do you think it would be safe to try this?</p> <p><input type="checkbox"/> YES  <input type="checkbox"/> NO </p>
WA3b <input type="checkbox"/>	<p>Do you think it would be safe to try this <u>without</u> a cane or walker?</p> <p><input type="checkbox"/> YES  <input type="checkbox"/> NO </p>
WA3c <input type="checkbox"/>	<p>You may use a cane or walker if you need to. Do you think it would be safe to try this?</p> <p><input type="checkbox"/> YES  <input type="checkbox"/> NO </p>

* Help SP into position:

- Stand slightly behind and to the side
- Hold stopwatch behind SP's back
- Check SP's feet position: both feet on start line

When I want you to start, I will say "Ready, begin."

YES 	NO 
-----------------------------------------------------------------------------------------	-----------------------------------------------------------------------------------------

Ready, begin.

- Start stopwatch when either of SP's feet moves
- Walk slightly behind and to the side of SP
- Stop timing when one of SP's feet completely crosses end line



WALKING COURSE 1 — RESULTS

wa2wkaidused R2 WA4 WALKING AID USED COURSE 1 **WA4**

Aid used:

- ☐ 1. None
- ☐ 2. Cane
- ☐ 3. Walker or rollator
- ☐ 9. Other, specify:

wa2wlkc1rslt R2 WA5 WALKING COURSE 1 RESULT **WA5**

☐ 1. COMPLETED

☐ 2. ATTEMPTED

☐ 3. NOT ATTEMPTED

WA6

WA7

Completion time:

<input type="text"/>	<input type="text"/>	<input type="text"/>	<input type="text"/>
SECS		1/100	



WALKING COURSE 2
Next Page

GO TO
CHAIR STANDS p.22

Reasons not attempted: Mark all that apply

- ☐ 1. SP felt unsafe
- ☐ 2. Proxy felt unsafe for SP
- ☐ 3. You felt unsafe for SP/SP unsteady with support
- ☐ 4. SP unable to understand directions
- ☐ 5. No appropriate space
- ☐ 9. Other, specify:

GO TO
CHAIR STANDS p.22

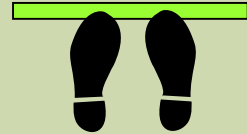
WALKING COURSE 2

➤ Reset stopwatch to 0:00'00"00

Now I want you to repeat the walk. Remember to walk at your usual pace, and go all the way past the tape at the other end of the course.

Help SP into position:

- Stand slightly behind and to the side
- Hold stopwatch behind SP's back
- Check SP's feet position: both feet on start line



When I want you to start, I will say "Ready, begin."

YES



NO

GO TO WA9 ☒ 3. Not attempted

Ready, begin.

- Start stopwatch when either of SP's feet moves
- Walk slightly behind and to the side of SP
- Stop timing when one of SP's feet completely crosses end line

wa2wlc1secs	R2 WA6A SECS HLD WALKNG COURSE1
wa2wlc1hndr	R2 WA6B HNRDS HLD WALKNG COURSE1
wa2rsn1wkc	R2 WA7 1 WLKCOURS1 SP FLT UNSAFE
wa2rsn2wkc	R2 WA7 2WLKCOURS1 PRXY FLT UNSAF
wa2rsn3wkc	R2 WA7 3WLKCOURS1 INTR FLT UNSF
wa2rsn4wkc	R2 WA7 4WLKCOURS1 SP UNABL2UNDST
wa2rsn5wkc	R2 WA7 5WLKCOURS1 NOT APPR SPACE
wa2rsn9wkc	R2 WA7 9WLKCOURS1 OTHER SPECIFY

WALKING COURSE 2 — RESULTS

wa2wkaidusc2 R2 WA8 WALKING AID USED COURSE 2 **WA8**

Aid used:

- ☐ 1. None
- ☐ 2. Cane
- ☐ 3. Walker or rollator
- ☐ 9. Other, specify:

wa2wlkc2rslt R2 WA9 WALKING COURSE 2 RESULT **WA9**

☐ 1. COMPLETED

☐ 2. ATTEMPTED

☐ 3. NOT ATTEMPTED

WA10

WA11

Completion time:

<input type="text"/>	<input type="text"/>	<input type="text"/>	<input type="text"/>
SECS		1/100	



CHAIR STANDS
Next Page



CHAIR STANDS
Next Page

Reasons not attempted: Mark all that apply

- ☐ 1. SP felt unsafe
- ☐ 2. Proxy felt unsafe for SP
- ☐ 3. You felt unsafe for SP/SP unsteady with support
- ☐ 4. SP unable to understand directions
- ☐ 9. Other, specify:



CHAIR STANDS
Next Page

wa2wlkc2secs R2 WA10A SECS HLD WALKNG COURSE2
 wa2wlk2hndr R2 WA10B HNRDS HLD WALKNG COURSE2
 wa2rsn12wkc R2 WA11 1 WKCOURS2 SP FLT UNSAFE
 wa2rsn22wkc R2 WA11 2WKCOURS2 PRXY FLT UNSAF
 wa2rsn32wkc R2 WA11 3WKCOURS2 INTR FLT UNSF
 wa2rsn42wkc R2 WA11 4WKCOURS2 SP UNABL2UNDST
 wa2rsn92wkc R2 WA11 9WKCOURS2 OTHER SPECIFY



THIS PAGE INTENTIONALLY LEFT BLANK

CHAIR STANDS

Chair Stands Administration:

CH1

☐ YES



☐ NO

GO TO GRIP STRENGTH p.28

- Look for appropriate chair(s) for activity (hard back and preferably no arms), you may need to look in a hallway or nearby room
- An SP in a wheelchair can use it as a chair if SP can get up from it without help

Is there an appropriate chair available?

ch2chravail R2 CH2 APPROPRIATE CHAIR AVAIL

CH2

☐ YES



☐ NO

GO TO CH7 ☒ 3. Not attempted

- Place chair for SP with its back against a wall or other solid vertical surface
- Get out measuring tape
- When measuring chair height, ignore plush removable cushions, and always round down to nearest inch

Chair Stands

SINGLE CHAIR STAND

Next I'm going to ask you to stand up, keeping your arms folded across your chest. I want you to fold your arms across your chest and sit so that your feet are on the floor. Then, I'll ask you to stand up, keeping your arms folded across your chest.

Demonstrate standing from a seated position with your arms folded across your chest

Do you think it would be safe to try this?

CH3

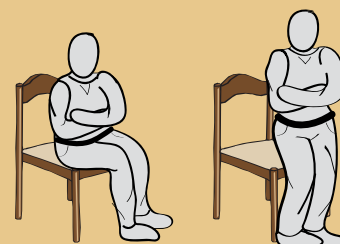
☐ YES



☐ NO

GO TO CH7 ☒ 3. Not attempted

- Check SP's chair is secure against wall
- Stand in front of SP
- Check SP's position: sitting with arms folded over chest



Are you ready?

YES



NO

GO TO CH7 ☒ 3. Not attempted

Stand.

ch2chstcompl R2 CH4 CHAIR STND COMPLETED TRY1

CH4

☐ NOT COMPLETED



☐ COMPLETED

GO TO CH5 Record chair height

Let's try again, this time using your arms.

- Check SP's position: sitting

Are you ready?

- Confirm SP is ready





Stand.



SINGLE CHAIR STAND — RESULT

CH5	CH6
Chair Height: <div style="display: flex; align-items: center;"> <div style="border: 1px solid black; width: 40px; height: 40px; margin-right: 5px;"></div> <div style="border: 1px solid black; width: 40px; height: 40px; margin-right: 5px;"></div> <div>INCHES</div> </div>	<input type="checkbox"/> WHEELCHAIR USED

ch2chairheit R2 CH5 CHAIR HEIGHT(INCHES)
 ch2whlchrusd R2 CH6 WHEELCHAIR USED
 ch2sgchstres R2 CH7 SINGLE CHAIR STAND RESLT

CH7		
<input type="checkbox"/> 1. COMPLETED	<input type="checkbox"/> 2. ATTEMPTED	<input type="checkbox"/> 3. NOT ATTEMPTED
CH8	CH9	
Arm Use: <input type="checkbox"/> 1. With arms <input type="checkbox"/> 2. Without arms <div style="text-align: center; margin-top: 20px;">  REPEATED CHAIR STANDS Next Page </div>	<div style="text-align: center; margin-top: 20px;">   </div>	Reasons not attempted: <u>Mark all that apply</u> <input type="checkbox"/> 1. SP felt unsafe <input type="checkbox"/> 2. Proxy felt unsafe for SP <input type="checkbox"/> 3. You felt unsafe for SP/SP unsteady with support <input type="checkbox"/> 4. SP unable to understand directions <input type="checkbox"/> 5. No appropriate chair <input type="checkbox"/> 9. Other, specify: <div style="border: 1px solid black; height: 60px; width: 100%; margin-top: 5px;"></div> <div style="text-align: center; margin-top: 20px;">  </div>

ch2armuse R2 CH8 CHAIR STAND ARM USE
 ch2rsn11chs R2 CH9 1CH STAND1 SP FLT UNSAFE
 ch2rsn21chs R2 CH9 2CH STAND1 PRXY FLT UNSAF
 ch2rsn31chs R2 CH9 3CH STAND1 INTR FLT UNSF
 ch2rsn41chs R2 CH9 4CH STAND1 SP UNABL2UNDST
 ch2rsn51chs R2 CH9 5CH STAND1 NOT APPR CHAIR
 ch2rsn91chs R2 CH9 9CH STAND1 OTHER SPECIFY



REPEATED CHAIR STANDS

Now, I'm going to ask you to do the same movement, but this time as **QUICKLY** as you can 5 times without stopping in between. After standing up each time, sit back down and then stand up again. Remember to keep your arms folded across your chest. I will count out loud as you stand "1, 2, 3, 4, 5" and time you with a stopwatch.

➤ Demonstrate standing from a seated position with your arms folded across your chest

Do you think it would be safe to try this?

CH10

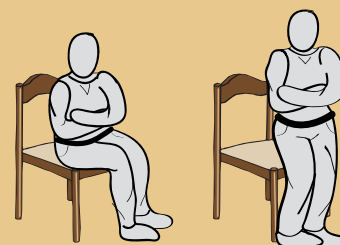
☐ YES



☐ NO

GO TO CH12 ☒ 3. Not attempted

- Stand in front of SP
- Reset stopwatch to 0:00'00"00.
- Check SP's position: sitting with arms folded over chest



Are you ready?

YES



NO

GO TO CH12 ☒ 3. Not attempted

Stand.

- Start stopwatch
- Count the number of stands out loud (1, 2, 3, 4, 5) each time SP rises

➤ Stop timing when SP has stood up the 5th time

GO TO CH12 ☒ 1. Completed

➤ Stop timing if: SP uses his/her arms, has not completed 5 stands in 1 minute, or you become concerned for SP's safety

GO TO CH12 ☒ 2. Attempted

If SP becomes tired, short of breath, or stops before completing 5 stands, ask:

Can you continue?

CH11

☐ YES






☐ NO

GO TO CH12 ☒ 2. Attempted

➤ Continue counting & timing



REPEATED CHAIR STANDS — RESULTS

ch22chstrslt R2 CH12 REPEAT CHAIR STAND RSLTS CH12	
<input type="checkbox"/> 1. COMPLETED	<input type="checkbox"/> 2. ATTEMPTED
<p>CH13</p> <p>Completion time:</p> <div> <div></div> <div></div> <div></div> <div></div> </div> <p>SECS 1/100</p> <p></p> <p>GRIP STRENGTH Next Page</p>	<p>CH14</p> <p># of stands completed:</p> <p><input type="checkbox"/> 1 <input type="checkbox"/> 2 <input type="checkbox"/> 3 <input type="checkbox"/> 4</p> <p>CH15</p> <p>Reasons not completed: <u>Mark all that apply</u></p> <p><input type="checkbox"/> 1. SP became tired or short of breath</p> <p><input type="checkbox"/> 2. SP used SP's arms</p> <p><input type="checkbox"/> 3. All stands not completed in 1 min</p> <p><input type="checkbox"/> 4. You were concerned for SP's safety</p> <p><input type="checkbox"/> 5. SP stopped and was unable to continue</p> <p><input type="checkbox"/> 9. Other, specify:</p> <div></div> <p></p> <p>GRIP STRENGTH Next Page</p>
	<p>CH16</p> <p>Reasons not attempted: <u>Mark all that apply</u></p> <p><input type="checkbox"/> 1. SP felt unsafe</p> <p><input type="checkbox"/> 2. Proxy felt unsafe for SP</p> <p><input type="checkbox"/> 3. You felt unsafe for SP/SP unsteady with support</p> <p><input type="checkbox"/> 4. SP unable to understand directions</p> <p><input type="checkbox"/> 9. Other, specify:</p> <div></div> <p></p> <p>GRIP STRENGTH Next Page</p>

ch2chstndsec R2 CH13A TIME REPEAT CH STD SECS

ch2chstdhndr R2 CH13B TIME RPEAT CH STD HNRDS

ch2chstddone R2 CH14 NUMBER CHAIR STANDS DONE

ch2chstntdn1 R2 CH15 1 CH STD SP TIRED

ch2chstntdn2 R2 CH15 2 CH STD SP USED ARMS

ch2chstntdn3 R2 CH15 3 CH STD OVER 1 MIN

ch2chstntdn4 R2 CH15 4 CH STD CNCRN SP SAFETY

ch2chstntdn5 R2 CH15 5 CH STD SP STOPPED

ch2chstntdn9 R2 CH15 9 CH STD OTHERSPECIFY

ch2chstntat1 R2 CH16 1 NO CH ST SP UNSAFE

ch2chstntat2 R2 CH16 2 NO CH ST PRXY UNSAFE

ch2chstntat3 R2 CH16 3 NO CH ST INTV UNSAFE

ch2chstntat4 R2 CH16 4 NO CH ST SP UNAB2UNDST

ch2chstntat9 R2 CH16 9 NO CH ST OTHER SPEC



THIS PAGE INTENTIONALLY LEFT BLANK



GRIP STRENGTH

Grip Strength Administration:

GR1

☐ YES RIGHT



☐ YES LEFT

☐ NO

GO TO WAIST CIRCUMFERENCE p.34

- Remove the dynamometer from its case. If the display shows no numbers, press **ON/OFF** to turn on
 - As marked in grip strength administration box, set "L" for left hand, or "R" for right hand. Press **SELECT TEST** until the correct letter appears
 - Set the number of trials to 1. If needed, press **# OF TRIALS** until 1 appears
 - Wipe dynamometer handle with an antibacterial cloth
-
- Make sure readings are displaying in KG
 - If SP has a very large hand, you can adjust the grip position to 3
 - If no numbers appear on the dynamometer display when you turn it on, check that the batteries are connected properly, and replace them if necessary



GRIP STRENGTH 1

Next, I'm going to ask you to try to squeeze this handle using your (right/left) hand.

- Demonstrate grip position while sitting with your arm in an L shape, and the dynamometer or forearm resting on a stable surface

First, bend your elbow with your arm against your side. Then grab the two pieces of metal together like this and squeeze as hard as you can. The metal will not move, but the display will give me a measure of your grip. I will ask you to do this 2 times with the same hand. If you feel any pain or discomfort, tell me, and we will stop.

Do you think it would be safe to try this?

GR2

☐ YES



☐ NO

GO TO GR5 ☒ 3. Not attempted

- Press the "TEST" button and then hand dynamometer to SP

Please get in position, but don't squeeze until I say "begin." Hold the handle while you bend your elbow with your arm against your side.

- Check SP's position: sitting with arm in L shape

Are you ready?

YES



NO

GO TO GR3 ☒ Hand tested

Begin.

When SP begins squeezing, say:

Squeeze, squeeze, squeeze!

When the numbers on the display stop changing, say:


Stop.



GRIP STRENGTH 1 — RESULTS

GR3	GR4
Hand tested: <input type="checkbox"/> RIGHT <input type="checkbox"/> LEFT	<input type="checkbox"/> GRIP POSITION SET TO 3

gr2handtstd1 R2 GR3 GRIP1 TEST WHICH HAND
 gr2adjgr1ps3 R2 GR4 GRIP1POSITION ADJUST TO 3
 gr2grp1reslt R2 GR5 GRIP STRENGTH 1 RESULT

GR5	
<input type="checkbox"/> 1. COMPLETED	<input type="checkbox"/> 2. ATTEMPTED
<div>GR6</div> <div>Display reading:</div> <div> <input type="text"/> <input type="text"/> <input type="text"/> KG </div> <div>  <p>GRIP STRENGTH 2 Next Page</p> </div>	<div>GR7</div> <div> <p>GO TO WAIST CIRCUMFERENCE p.34</p> <p>Reasons not attempted: Mark all that apply</p> <p><input type="checkbox"/> 1. SP felt unsafe</p> <p><input type="checkbox"/> 2. Proxy felt unsafe for SP</p> <p><input type="checkbox"/> 3. You felt unsafe for SP/SP unsteady with support</p> <p><input type="checkbox"/> 4. SP unable to understand directions</p> <p><input type="checkbox"/> 9. Other, specify:</p> <div></div> <p>GO TO WAIST CIRCUMFERENCE p.34</p> </div>

gr2grp1rdng R2 GR6 GRP1 DISPLAY READING
 gr2grp1noat1 R2 GR7 1 SP FELT UNSAFE
 gr2grp1noat2 R2 GR7 2 PROXY FELT UNSAFE
 gr2grp1noat3 R2 GR7 3 INTERVIEWR FELT UNSAFE
 gr2grp1noat4 R2 GR7 4 SP UNABLE 2 UNDERSTAND
 gr2grp1noat9 R2 GR7 9 OTHER SPECIFY




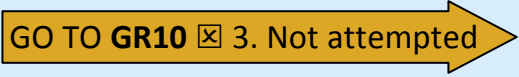
GRIP STRENGTH 2

- Press the "RESET" button to set display back to 0.0
- Press the "TEST" button and then hand dynamometer to SP

Now let's try a second time. Remember to hold the handle while you bend your elbow and with your arm against your side, but don't squeeze until I say "begin."

- Check SP's position: sitting with arm in L shape

Are you ready?

YES 	NO 
---------------------------------------------------------------------------------------	---------------------------------------------------------------------------------------

Begin.

When SP begins squeezing, say:

Squeeze, squeeze, squeeze!

When the numbers on the display stop changing, say:

Stop.



GRIP STRENGTH 2 — RESULTS

GR8	GR9
Hand tested: <input type="checkbox"/> RIGHT <input type="checkbox"/> LEFT	<input type="checkbox"/> GRIP POSITION SET TO 3

gr2handstd2 R2 GR8 GRIP2 TEST WHICH HAND
 gr2adjgr2ps3 R2 GR9 GRIP2POSITION ADJUST TO 3
 gr2grp2reslt R2 GR10GRIP STRENGTH 2 RESULT

GR10	
<input type="checkbox"/> 1. COMPLETED	<input type="checkbox"/> 2. ATTEMPTED
<div>GR11</div> <p>Display reading:</p> <div> <input type="text"/> <input type="text"/> <input type="text"/> KG </div> <p>WAIST CIRCUMFERENCE Next Page</p>	<div>GR12</div> <p>Reasons not attempted: <u>Mark all that apply</u></p> <p><input type="checkbox"/> 1. SP felt unsafe</p> <p><input type="checkbox"/> 2. Proxy felt unsafe for SP</p> <p><input type="checkbox"/> 3. You felt unsafe for SP/SP unsteady with support</p> <p><input type="checkbox"/> 4. SP unable to understand directions</p> <p><input type="checkbox"/> 9. Other, specify:</p> <div></div> <p>WAIST CIRCUMFERENCE Next Page</p>

gr2grp2rdng R2 GR11GRP2 DISPLAY READING

gr2grp2noat1 R2 GR12 1 SP FELT UNSAFE

gr2grp2noat2 R2 GR12 2 PROXY FELT UNSAFE

gr2grp2noat3 R2 GR12 3 INTERVIEWR FELT UNSAFE

gr2grp2noat4 R2 GR12 4 SP UNABLE 2 UNDERSTAND


gr2grp2noat9 R2 GR12 9 OTHER SPECIFY





THIS PAGE INTENTIONALLY LEFT BLANK

Grip Strength



WAIST CIRCUMFERENCE

- *Wipe down flexible measuring tape with antibacterial cloth.*
- *Determine position for SP to perform activity:*
 - *If SP can stand unassisted, perform activity with SP **standing up***
 - *If SP cannot stand or has difficulty, perform activity with SP **sitting***
 - *If SP cannot sit unassisted, perform activity with SP **lying down***
- *When administering activity, check that measuring tape:*
 - *Is horizontal all the way around SP's waist*
 - *Is lined up with SP's navel*
 - *Is snug but not tight*
 - *Has large numbers facing out*
 - *Has end that starts with 1" overlapping end with higher numbers*

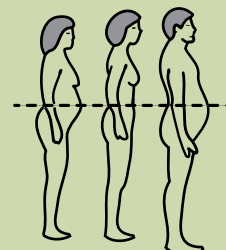


WAIST CIRCUMFERENCE

Next I'm going to measure your waist circumference. While standing up, I will ask you to place this soft measuring tape around your waist, over your clothing, holding it securely at the level of your navel or belly button.

➤ *Demonstrate wrapping measuring tape around navel*

Once the tape measure is in place, I will ask you to take a normal breath and exhale, holding your breath at the end of the exhale. I will then record the measurement.



Do you think it would be safe to try this?

☐ YES



☐ NO

GO TO WC3 ☒ 3. Not attempted

WC1

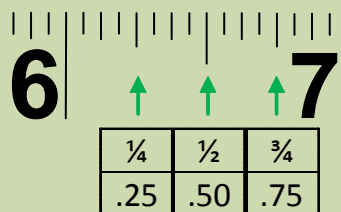
Please point to your navel. Now take this measuring tape and place it around your waist at the level of your navel.

➤ *If SP cannot wrap measuring tape around waist by self, have SP hold one end at navel while you bring around other end, then hand to SP.*

Please take a normal breath and exhale, holding your breath at the end of the exhale.

➤ *Record measurement on the tape to the nearest 1/4 inch after SP exhales*

You can stop now.



WAIST CIRCUMFERENCE — RESULTS

WC2

Measurement difficulties (mark all that apply):

- ☐ 1. None
- ☐ 2. SP had breathing difficulties
- ☐ 3. SP unable to hold breath at end of exhale
- ☐ 4. SP gave less than full effort due to illness, pain, or other symptoms or discomfort
- ☐ 5. SP gave less than full effort for non-health reason
- ☐ 6. SP had difficulty or unable to locate navel
- ☐ 9. Other, specify:

WC3

☐ 1. COMPLETED

☐ 2. ATTEMPTED

☐ 3. NOT ATTEMPTED

WC4

Tape measure reading:

. INCHES

WC5

☐ Bulky clothing worn

WC6

Measured by:

☐ 1. You ☐ 2. SP

WC7

Activity position:

- ☐ 1. Standing
- ☐ 2. Sitting
- ☐ 3. Lying down



PEAK AIR FLOW
Next Page

PEAK AIR FLOW
Next Page

WC8

Reasons not attempted: Mark all that apply

- ☐ 1. SP felt unsafe
- ☐ 2. Proxy felt unsafe for SP
- ☐ 3. You felt unsafe for SP/SP unsteady with support
- ☐ 4. SP unable to understand directions
- ☐ 5. SP Refused
- ☐ 9. Other, specify:



PEAK AIR FLOW
Next Page

Waist Circumference



THIS PAGE INTENTIONALLY LEFT BLANK

wc2measdiff1 R2 WC2 1 MEAS DIFF NONE
wc2measdiff2 R2 WC2 2 MEAS DIFF DIFF BREATH
wc2measdiff3 R2 WC2 3 MEAS DIFF NOHOLD BREATH
wc2measdiff4 R2 WC2 4 MEAS DIFF EFFORT PAIN
wc2measdiff5 R2 WC2 5 MEAS DIFF EFFORT OTHER
wc2measdiff6 R2 WC2 6 MEAS DIFF LOCATE NAVEL
wc2measdiff9 R2 WC2 9 MEAS DIFF OTHER SPECIFY
wc2waistrslt R2 W3 WAIST CIRCUMFRNC RESULTS
wc2wstmsrinc R2 W4A WAIST MEASURE INCHES
wc2wstmsrqrt R2 W4B WAIST MEASURE QTR INCHES
wc2wstbulkcl R2 WC5 BULKY CLOTHING WORN
wc2whomeasur R2 WC6 WHO MEASURED
wc2wstpostn R2 WC7 POSITION 4 WAIST MEASURE
wc2wstnotat1 R2 WC8 1 NO WC SP FELT UNSAFE
wc2wstnotat2 R2 WC8 2 NO WC PROXY UNSAFE
wc2wstnotat3 R2 WC8 3 NO WC INTERVIEWR UNSAFE
wc2wstnotat4 R2 WC8 4 NO WC SP UNABLE2UNDRSTD
wc2wstnotat5 R2 WC8 5 NO WC SP REFUSED
wc2wstnotat9 R2 WC8 9 NO WC OTHER SPECIFY

PEAK AIR FLOW

- Remove peak air flow meter from case and wipe with antibacterial cloth
- Attach interviewer cardboard mouthpiece to meter
- Determine position for SP to perform activity:
 - If SP can stand unassisted, perform activity with SP standing up
 - If SP cannot stand or has difficulty, perform activity with SP sitting
 - If SP cannot sit unassisted, perform activity with SP lying down
- Allow for at least 30 seconds between SP attempts
- When reading peak air flow meter, if the sliding marker falls between two hash marks, round down to the next number

PEAK AIR FLOW 1

Now I'm going to ask you to perform a simple activity that will measure how fast you can push out air from your lungs. When you blow into this instrument, the value of the biggest, fastest "huff" of air will be recorded. It is important that you blow as hard and as fast as you can. I would like you to perform the activity 2 times.

When we are ready to begin, I'll ask you to get into position. Take as deep a breath as possible. Open your mouth and close your lips firmly around the outside of the mouthpiece, and then blow as hard and as fast as you can into the mouthpiece. Like this.

➤ *Demonstrate activity position and movement*

Do you think it would be safe to try this?

PK1

☐

YES


☐

NO

GO TO PK4 ☒ 3. Not attempted



- *Remove interviewer mouthpiece from meter*
- *Help SP into position, hand meter to SP*
- *Open sealed bag with SP mouthpiece*

Please take this new mouthpiece out of the bag and fit it into the meter. Tap it lightly with the palm of your hand to make sure it is firmly attached.

- *Check SP's position: mouthpiece attached, meter in hands, fingers clear of sliding marker and air holes*
- *Reset meter to 0*

Please take a deep breath, place your lips around the outside of the mouthpiece, and blow as hard and as fast as you can into the mouthpiece.



PEAK AIR FLOW 1 — RESULTS

pk2pkarf1pos R2 PK2 PEAK AIR FLOW 1 POSITION **PK2**

Activity position:

- ☐ 1. Standing
- ☐ 2. Sitting
- ☐ 3. Lying down

pk2pkarf11ef R2 PK3 PK AIR FLW 1 EFFORT GIVEN **PK3**

Effort given:

- ☐ 1. Full effort
- ☐ 2. SP gave less than full effort due to illness, pain, or other symptoms or discomfort
- ☐ 3. SP gave less than full effort for non-health reason

pk2pkarf11rs R2 PK4 PEAK AIR FLOW 1 RESULT **PK4**

☐ 1. COMPLETED

☐ 2. ATTEMPTED

☐ 3. NOT ATTEMPTED

PK5

Meter reading:

L/MIN



PEAK AIR FLOW 2

Next Page

PK6

Reasons not attempted:

Mark all that apply

- ☐ 1. SP felt unsafe
- ☐ 2. Proxy felt unsafe for SP
- ☐ 3. You felt unsafe for SP/SP unsteady with support
- ☐ 4. SP unable to understand directions
- ☐ 9. Other, specify:

GO TO CLOSING p.44



PEAK AIR FLOW 2

➤ *Reset meter to 0*

Now let's try a second time. Again, place your lips around the outside of the mouthpiece, and blow as hard and as fast as you can into the mouthpiece.

pk2pkarfl1rd	R2 PK5 PEAK AIR FLOW 1 READING
pk2pk1noatt1	R2 PK6 1 PEAK NO SP FELT UNSAFE
pk2pk1noatt2	R2 PK6 2 PEAK NO PROXY UNSAFE
pk2pk1noatt3	R2 PK6 3 PEAK NO INTERVWR UNSAFE
pk2pk1noatt4	R2 PK6 4 PEAK NO SP UNABL2UNDSTD
pk2pk1noatt9	R2 PK6 9 PEAK NO OTHER SPECIFY



PEAK AIR FLOW 2 — RESULTS

pk2paf2posit R2 PK7 PEAK AIR FLOW 2 POSITION **PK7**

Activity position:




- ☐ 1. Standing
- ☐ 2. Sitting
- ☐ 3. Lying down

pk2pkarfl2ef R2 PK8 PEAK AIR FLW 2 EFFRT GIVN **PK8**

Effort given:

- ☐ 1. Full effort
- ☐ 2. SP gave less than full effort due to illness, pain, or other symptoms or discomfort
- ☐ 3. SP gave less than full effort for non-health reason

pk2pkarfl2rs R2 PK9 PEAK AIR FLOW 2 RESULT **PK9**

<input type="checkbox"/> 1. COMPLETED	<input type="checkbox"/> 2. ATTEMPTED	<input type="checkbox"/> 3. NOT ATTEMPTED
<div>PK10</div> <p>Meter reading:</p> <div> <input type="text"/> <input type="text"/> <input type="text"/> </div> <p>L/MIN</p> <p></p> <p>CLOSING Next Page</p>	<p></p> <p>CLOSING Next Page</p>	<div>PK11</div> <p>Reasons not attempted: <u>Mark all that apply</u></p> <p><input type="checkbox"/> 1. SP felt unsafe</p> <p><input type="checkbox"/> 2. Proxy felt unsafe for SP</p> <p><input type="checkbox"/> 3. You felt unsafe for SP/SP unsteady with support</p> <p><input type="checkbox"/> 4. SP unable to understand directions</p> <p><input type="checkbox"/> 9. Other, specify:</p> <div></div> <p></p> <p>CLOSING Next Page</p>

THIS PAGE INTENTIONALLY LEFT BLANK

pk2pkarfl2rd	R2 PK10 PEAK AIR FLOW 2 READING
pk2pk2noatt1	R2 PK11 1 PEAK NO SP FELT UNSAFE
pk2pk2noatt2	R2 PK11 2 PEAK NO PROXY UNSAFE
pk2pk2noatt3	R2 PK11 3 PEAK NO INTRVWR UNSAFE
pk2pk2noatt4	R2 PK11 4 PEAK NO SP UNABL2UNDST
pk2pk2noatt9	R2 PK11 9 PEAK NO OTHER SPECIFY

CLOSING

Record end time:

<input type="text"/>	<input type="text"/>	:	<input type="text"/>	<input type="text"/>	<input type="checkbox"/> AM
HRS			MINS		<input type="checkbox"/> PM

Put away all equipment:

- Remove SP mouthpiece from peak flow meter and put in trash bag
- Place peak flow meter and dynamometer in proper cases
- Remove all tape from floor
- Gather up all trash, put in bag
- Put all equipment in NHATS tote bag
- Return any borrowed chairs to original area
- Rearrange any moved furniture to original position

GO TO CAPI

cl2endtimhrs	R2 CL1 HRS END TIME HOURS	pk2dpeakadm	R2 D PEAK AIR FLOW ADMIN
cl2endtimmin	R2 CL1 MINS END TIME MINUTES	r2dnhatssppb	R2 D NHATS SPPB SCORE
cl2endtmampm	R2 CL1 AMPM END TIME AM OR PM	r2dnhatsbasc	R2 D NHATS BALANCE SCORE
ba2dblsadm	R2 D BALANCE SIDE BY SIDE ADMIN	r2dnhatswksc	R2 D NHATS WALK SCORE
ba2dblstadm	R2 D BALANCE SEMI TANDEM ADMIN	r2dnhatschsc	R2 D NHATS REPEAT CHAIR SCORE
ba2dblftadm	R2 D BALANCE FULL TANDEM ADMIN	r2dnhatsgrav	R2 D NHATS AVG GRIP SCORE
ba2dblopadm	R2 D BALANCE 1 LEG OP EYE ADMIN	r2dnhatsgrb	R2 D NHATS BEST GRIP SCORE
ba2dblcladm	R2 D BALANCE 1 LEG CLS EYE ADMIN	r2dnhatspkav	R2 D NHATS AVG AIR FLOW SCORE
wa2dwlkadm	R2 D WALKING COURSE ADMIN	r2dnhatspkb	R2 D NHATS BEST AIR FLOW SCORE
ch2dschradm	R2 D SINGLE CHAIR ADMIN	r2dspbmiss	R2 D REASON MISSING SPPB
ch2drchradm	R2 D REPEAT CHAIR ADMIN	r2dorigsppb	R2 D ORIGINAL SPPB SCORE
gr2dgripadm	R2 D GRIP STRENGTH ADMIN	r2dorigbasc	R2 D ORIGINAL BALNCE SCORE
wc2dwaistadm	R2 D WAIST CIRCUMFERENCE ADMIN	r2dorigwksc	R2 D ORIGINAL WALK SCORE
		r2dorigchsc	R2 D ORIGINAL REPEAT CHAIR SCORE



NHATS Round 2

Section HW [HEIGHT AND WEIGHT]

Sequence: 28

HW1PRE

HW1PRE

NOT ON FILE

QUESTION TEXT:

Now, I have a few questions about {your/SP's} height and weight.

PRESS 1 AND ENTER TO CONTINUE

HW2

hw2currweigh

R2 HW2 YOU CURRENTLY WEIGH

QUESTION TEXT:

How much {do you/does SP} currently weigh?

ENTER WEIGHT IN POUNDS

ENTER NUMBER

Range

65 to 600

Soft Range

90 to 300

REFUSED

DON'T KNOW

PROGRAMMER INSTRUCTIONS:

Hard range: 65-600.

Soft range: 90-300.

HW4

hw2lst10pnds

R2 HW4 LOST 10 POUNDS IN LAST YR

DISPLAY INSTRUCTIONS:

Display "lost 10 or more pounds" in bold underlined text.

QUESTION TEXT:

{Have you/Has SP} lost 10 or more pounds in the last 12 months?

CODES

1

YES

2

NO

HW7

REFUSED

HW7

DON'T KNOW

HW7

HW5

hw2trytolose

R2 HW5 WERE YOU TRYING TO LOSE WEIGHT

QUESTION TEXT:

{Were you/Was SP} trying to lose weight?

CODES

1

YES

2

NO

REFUSED

DON'T KNOW

HW7

hw2howtallft

R2 HW7 HOW TALL ARE YOU FEET

DISPLAY INSTRUCTIONS:

Display HW7 and HW8 on the same screen.

QUESTION TEXT:

How tall {are you/is SP}?

ENTER HEIGHT IN FEET

ENTER NUMBER

Range

3 to 7

Soft Range

4 to 6

REFUSED

SECTION EL

DON'T KNOW

SECTION EL

PROGRAMMER INSTRUCTIONS:

Hard range: 3-7.

Soft range: 4-6.

HW8

hw2howtallin

R2 HW8 HOW TALL ARE YOU INCHES

DISPLAY INSTRUCTIONS:

Display HW7 and HW8 on the same screen.

QUESTION TEXT:

[How tall {are you/is SP}?:]

ENTER HEIGHT IN INCHES

ENTER NUMBER

Range

0 to11

REFUSED

DON'T KNOW

PROGRAMMER INSTRUCTIONS:

Range 0-11

Go to Section EL – Early Life

NHATS Round 2

Section EL [EARLY LIFE]

Sequence: 29

BOX EL11

BOXEL11

NOT ON FILE

If LAST INT EL11 = 2 (NO), RF, or DK, SET CURRENT INT EL11 = VALUE OF LAST INT and go to BOX EL12.

If any HOUSEHOLD MEMBER RELATIONSHIP = 13 (MOTHER), set EL11=1 (YES) and go to BOX EL12.
Otherwise go to EL11

EL11

el2mothalive

R2 EL11 YOUR MOTHER STILL LIVING

QUESTION TEXT:

Is {your/SP's} mother still living?

CODES

- | | |
|---|------------|
| 1 | YES |
| 2 | NO |
| | REFUSED |
| | DON'T KNOW |
-

BOX EL12

BOXEL12

NOT ON FILE

If LAST INT EL12 = 2 (NO), RF, or DK, SET CURRENT INT EL12 = VALUE OF LAST INT and go to Section WB - Wellbeing.

If any HOUSEHOLD MEMBER RELATIONSHIP = 16(FATHER), set EL12=1 (YES) and go to Section WB - Wellbeing. Otherwise go to EL12

EL12

el2fathalive

R2 EL12 YOUR FATHER STILL LIVING

QUESTION TEXT:

Is {your/SP's} father still living?

CODES

- | | |
|---|------------|
| 1 | YES |
| 2 | NO |
| | REFUSED |
| | DON'T KNOW |

PROGRAMMER INSTRUCTIONS:

Go to Section WB – Wellbeing.

NHATS Round 2

Section WB [WELL-BEING]

Sequence: 30

BOX WB1PRE

BOXWB1PRE

NOT ON FILE

If PROXY flag=1 (YES), go to Section IP – Insurance Plans.

Otherwise, continue.

WB1PRE

WB1PRE

NOT ON FILE

QUESTION TEXT

The next few questions focus on your feelings over the last month.

PRESS 1 AND ENTER TO CONTINUE

WB1

wb2offelche1

R2 WB1 OFTEN YOU FEEL CHEERFUL

wb2offelche2

R2 WB1 OFTEN YOU FEEL BORED

wb2offelche3

R2 WB1 OFTEN YOU FEEL FULL OF LIFE

wb2offelche4

R2 WB1 OFTEN YOU FEEL UPSET

DISPLAY INSTRUCTIONS:

Use “Same Question Stem” display.

If at WB1a, do not display question text in brackets.

Otherwise, display question text in brackets.

QUESTION TEXT:

SHOW CARD WB1

{[]During the last month, how often did you feel{[]}

{variable text [a-d]}

RESPONSE [1] a. cheerful?

RESPONSE [2] b. bored?

RESPONSE [3] c. full of life?

RESPONSE [4] d. upset?

{[]Would you say every day, most days, some days, rarely, or never?{[]}

CODES

- 1 EVERY DAY (7 DAYS A WEEK)
- 2 MOST DAYS (5-6 DAYS A WEEK)
- 3 SOME DAYS (2-4 DAYS A WEEK)
- 4 RARELY (ONCE A WEEK OR LESS)
- 5 NEVER
- REFUSED
- DON'T KNOW

PROGRAMMER INSTRUCTIONS:

Array the responses and Variable text columns in the panel.
 Display 'variable text' in the a-d sequence until all rows have been displayed.

WB2**wb2truestme1**

R2 WB2 SP LIFE HAS MEANING PURPS

wb2truestme2

R2 WB2 SP FEELS CONFIDENT

wb2truestme3

R2 WB2 SP GAVE UP IMPROVING LIFE

wb2truestme4

R2 WB2 SP LIKES LIVING SITUATION

DISPLAY INSTRUCTIONS:

Use “Same Question Stem” display.

If at WB2a, do not display question text in brackets.

Otherwise, display question text in brackets.

QUESTION TEXT:

{{}}Next, tell me whether you agree a lot, a little, or not at all with the following statements about your life.{{}}

{variable text [a-d]}

RESPONSE [1] a. My life has meaning and purpose.

RESPONSE [2] b. I feel confident and good about myself.

RESPONSE [3] c. I gave up trying to improve my life a long time ago.

RESPONSE [4] d. I like my living situation very much.

CODES

- 1 AGREE A LOT
- 2 AGREE A LITTLE
- 3 AGREE NOT AT ALL
- REFUSED
- DON'T KNOW

PROGRAMMER INSTRUCTIONS:

Array the responses and Variable text columns in the panel.
 Display 'variable text' in the a-d sequence until all rows have been displayed.

WB3**wb2ageyofeel**

R2 WB3 AGE YO FEEL MOST OF TIME

QUESTION TEXT:

Sometimes people feel older or younger than their age. During the last month, what age did you feel most of the time?

ENTER AGE

ENTER NUMBER

- Range
- REFUSED
- DON'T KNOW

18 to 110

WB4

wb2agrwestmt1
wb2agrwestmt2
wb2agrwestmt3

R2 WB4 SP SELF DETERMINATION
R2 WB4 SP WANTS-FINDS WAY TO DO
R2 WB4 SP ADJUSTS TO CHANGE

DISPLAY INSTRUCTIONS:

Use “Same Question Stem” display.

If at WB4a, do not display question text in brackets.

Otherwise, display question text in brackets.

QUESTION TEXT:

{[]For these last few statements, please tell me if you agree a lot, a little, or not at all.[]}

{variable text [a-c]}

RESPONSE [1] a. Other people determine most of what I can and cannot do.

RESPONSE [2] b. When I really want to do something, I usually find a way to do it.

RESPONSE [3] c. I have an easy time adjusting to change.

CODES

- | | |
|---|------------------|
| 1 | AGREE A LOT |
| 2 | AGREE A LITTLE |
| 3 | AGREE NOT AT ALL |
| | REFUSED |
| | DON'T KNOW |

PROGRAMMER INSTRUCTIONS:

Array the responses and Variable text columns in the panel.

Display 'variable text' in the a-c sequence until all rows have been displayed.

Go to Section IP – Insurance Plans.

NHATS Round 2

Section IP [INSURANCE PLANS]

Sequence: 31

IP1PRE

IP1PRE

NOT ON FILE

QUESTION TEXT:

Now we have a few questions about {your/SP's} health insurance.

PRESS 1 AND ENTER TO CONTINUE

IP1

ip2covmedcad

R2 IP1 COVERED BY MEDICARE PART D

QUESTION TEXT:

{Are you/Is SP} {currently} covered by or enrolled in a Medicare Prescription Drug plan, also called Part D?

CODES

- | | | |
|---|------------|-----|
| 1 | YES | IP3 |
| 2 | NO | |
| | REFUSED | |
| | DON'T KNOW | |
-

IP2

ip2otdrugcov

R2 IP2 DRUG COVERG SOME OTHER WAY

QUESTION TEXT:

{Do you/Does SP} have prescription drug coverage through a current or former employer or some other way?

CODES

- | | |
|---|------------|
| 1 | YES |
| 2 | NO |
| | REFUSED |
| | DON'T KNOW |
-

IP3

ip2mgapmedsp

R2 IP3 MEDIGAP OR MEDICARE SUPP

QUESTION TEXT:

Some people have additional coverage besides Medicare to pay for doctors and other medical care. This is sometimes referred to as Medigap or a Medicare Supplement. {Do you/Does SP} have this type of health insurance coverage?

CODES

- | | |
|---|------------|
| 1 | YES |
| 2 | NO |
| | REFUSED |
| | DON'T KNOW |
-

IP4

ip2cmedicaid

R2 IP4 COV BY STATE MEDICAID PRG

DISPLAY INSTRUCTIONS:

Display “, also known as {STATE NAME FOR MEDICAID PROGRAM},” and “{STATE NAME FOR MEDICAID

PROGRAM}" if state name for Medicaid is not "Medicaid".

Otherwise display "Medicaid"

QUESTION TEXT:

Medicaid {, also known as {STATE NAME FOR MEDICAID PROGRAM}}, is a state program for low-income people or for people on public assistance. Sometimes people with very large medical bills are also covered by Medicaid.

{Are you/Is SP} now covered by {Medicaid/{STATE NAME FOR MEDICAID PROGRAM}}?

CODES

- | | |
|---|------------|
| 1 | YES |
| 2 | NO |
| | REFUSED |
| | DON'T KNOW |

PROGRAMMER INSTRUCTIONS:

Use NHATS State Name for Medicaid file for {STATE NAME FOR MEDICAID PROGRAM} display

IP5

ip2covtricar

R2 IP5 COVERED BY TRICARE

QUESTION TEXT:

TRICARE is a health care program for active duty and retired members of the uniformed Armed Forces, their families, and survivors.

{Are you/Is SP} now covered by TRICARE?

CODES

- | | |
|---|------------|
| 1 | YES |
| 2 | NO |
| | REFUSED |
| | DON'T KNOW |

BOX IP5A

BOX IP5A

NOT ON FILE

If LAST INT IP6 = 1 (YES), go to IP5A.

Otherwise, go to IP6

IP5A

ip2nginslast

R2 IP5A HAVE LTC INS FROM LAST INT

QUESTION TEXT:

At the time of the last interview ({LAST INT MONTH, DAY, AND YEAR}), {you/SP} had insurance that paid for a year or more of care in a nursing home, assisted living, or in {your/his/her} home. {Do you/Does {he/she}} still have this insurance?

CODES

- | | | |
|----|--------------------------------------|------------|
| 1 | YES | SECTION LF |
| 2 | NO | SECTION LF |
| 90 | LAST INTERVIEW INFORMATION INCORRECT | |
| | REFUSED | SECTION LF |
| | DON'T KNOW | SECTION LF |

IP6**ip2nginsnurs**

R2 IP6 NONGOV INSR FOR NURS HOME

QUESTION TEXT:

Not including government programs, {do you/does SP} have any insurance that would pay for a year or more of care in a nursing home, assisted living, or in {your/his/her} home?

CODES

1	YES	
2	NO	SECTION LF
	REFUSED	SECTION LF
	DON'T KNOW	SECTION LF

IP7a**ip2typcarco1**

R2 IP7 LTC INS NURSNG HOME COVD

ip2typcarco2

R2 IP7 LTC INS ASSISTD LVNG COVD

ip2typcarco3

R2 IP7 LTC INS HOME HEALTH COVD

QUESTION TEXT:

Which types of care are covered by {your/SP's} policy? Care in: a nursing home, assisted living, or care in {your/his/her} home?

SELECT ALL THAT APPLY

CODES**Code All That Apply**

1	NURSING HOME CARE
2	ASSISTED LIVING
3	CARE BY HOME HEALTH PROVIDERS IN HOME
	REFUSED
	DON'T KNOW

PROGRAMMER INSTRUCTIONS:

Allow code all that apply.

IP8**ip2payprems**

R2 IP8 HOW MUCH PAY IN PREMIUMS

QUESTION TEXT:

SHOW CARD IP1

For the year ending December {CURRENT YEAR-1}, how much altogether did {you/SP} pay in premiums? Would you say

CODES**Code All That Apply**

1	less than \$1,000,
2	\$1,000 to less than \$2,000,
3	\$2,000 to less than \$3,000,
4	\$3,000 to less than \$5,000, or
5	\$5,000 or more?
	REFUSED
	DON'T KNOW

PROGRAMMER INSTRUCTIONS:

Go to Section LF – Labor Force

NHATS Round 2

Section LF [LABOR FORCE]

Sequence: 32

LP1PRE

LP1PRE

NOT ON FILE

QUESTION TEXT:

We have some questions about {you/SP} and {your/his/her} family to help us understand how well people are managing financially these days.

PRESS 1 AND ENTER TO CONTINUE

BOX LF1

BOX LF1

NOT ON FILE

If FACILITY flag=1 (YES) and PA17 NE 1 (WORKED IN LAST MONTH), go to BOX LF13.

Otherwise, go to LF1.

LF1

If2workfpay

R2 LF2 WORKED FOR PAY REENTLY

DISPLAY INSTRUCTIONS:

If TODAY'S date is a Saturday, display "beginning on Sunday {MONTH, DAY OF SUNDAY PRIOR TO INTERVIEW}" and "today"

If TODAY'S date is not a Saturday, display "on Sunday {MONTH, DAY OF SUNDAY PRIOR TO THE SATURDAY BEFORE TODAY'S DATE}" and "on Saturday {MONTH, DAY OF SATURDAY PRIOR TO TODAY'S DATE}"

QUESTION TEXT:

Did {you/SP} do any work for pay in the last week? By the last week, I mean the week beginning on Sunday {MONTH, DAY OF SUNDAY PRIOR TO TODAY/MONTH, DAY OF SUNDAY PRIOR TO THE SATURDAY BEFORE TODAY'S DATE} and ending {today/on Saturday {MONTH, DAY OF SATURDAY PRIOR TO TODAY'S DATE}}?

CODES

1	YES	LF4
2	NO	
3	RETIRED/DON'T WORK ANYMORE	BOX LF13
	REFUSED	
	DON'T KNOW	

LF2

If2abstlstwk

R2 LF2 ABSENT FRM JOB LAST WEEK

QUESTION TEXT:

{Do you/Does SP} have a job from which {you were/{he/she} was} absent last week because of illness, vacation, or some other reason?

CODES

1	YES	LF4
2	NO	
3	RETIRED/DON'T WORK ANYMORE	BOX LF13
	REFUSED	BOX LF13
	DON'T KNOW	BOX LF13

LF3**If2wrkplstmn****R2 LF3 WORK FOR PAY IN LST MONTH****QUESTION TEXT:**

{Do you/Does SP} have a job from which {you were/{he/she} was} absent last week because of illness, vacation, or some other reason?

CODES

1	YES	LF8
2	NO	BOX LF13
	REFUSED	BOX LF13
	DON'T KNOW	BOX LF13

LF4**If2mrthnonjb****R2 LF4 MOR THN ONE JOB LAST WEEK****QUESTION TEXT:**

Now think about last month, that is {MONTH BEFORE INTERVIEW MONTH}. Did {you/SP} do any work for pay at any time in the last month?

CODES

1	YES
2	NO
	REFUSED
	DON'T KNOW

LF5**If2hrswkwork****R2 LF5 HRS PR WEEK WORK MAIN JOB****DISPLAY INSTRUCTIONS:**

If LF4=1 (YES), display "main job" and "By main job, I mean the job at which {you work/{he/she} works} the most hours."

Otherwise, display "job".

QUESTION TEXT:

How many hours per week {do you/does SP} usually work at {your/his/her} {job/main job}? {By main job, I mean the job at which {you work/{he/she} works} the most hours.}

ENTER NUMBER OF HOURS USUALLY WORK

IF NUMBER OF HOURS VARY EACH WEEK, ENTER 97

ENTER NUMBER

Range	1 to 70
REFUSED	LF8
DON'T KNOW	LF8

BOX LF6**BOX LF6****NOT ON FILE**

If LF2=1 (YES, ABSENT LAST WEEK), go to LF7. Otherwise go to LF6.

LF6**If2hrwrkltwk**

R2 LF6 HOURS WORK LAST WEEK

QUESTION TEXT:

How many hours did {you/SP} work last week?

ENTER NUMBER OF HOURS

ENTER NUMBER

1

Range

1 to 70

REFUSED

LF8

DON'T KNOW

LF8

PROGRAMMER INSTRUCTIONS:

ALL RESPONSES SKIP TO LF8

LF7**If2hrwrklstw**

R2 LF7 HOW MNY HOURS DID YOU WRK

QUESTION TEXT:

You said {you were/SP was} absent from work last week. How many hours did {you/he/she} work the last week {you were/{he/she} was} at work?

ENTER NUMBER OF HOURS

ENTER NUMBER

Range

1 to 70

REFUSED

DON'T KNOW

LF8**If2oftpaid**

R2 LF8 HOW OFTN PAID ON MAIN JOB

DISPLAY INSTRUCTIONS:

If LF4=1 (YES), display "In {your/SP's} main job, {are you/is {he/she}}"

Otherwise, display "Are you/Is SP".

QUESTION TEXT:

{Are you/Is SP} /In {your/SP's} main job, {are you/is {he/she}} paid every week, every two weeks, two times a month, or on some other schedule?

CODES

1

EVERY WEEK

LF11A

2

EVERY TWO WEEKS

LF11A

3

TWO TIMES A MONTH

LF11A

4

ONCE A MONTH

LF11A

5

DAILY

LF11A

91

OTHER SCHEDULE (SPECIFY)

REFUSED

LF11A

DON'T KNOW

LF11A

LF8A**LF8A**

NOT ON FILE

QUESTION TEXT:

SPECIFY OTHER PAYMENT SCHEDULE

ENTER TEXT

Length

25

LF11A**LF11A**

NOT ON FILE

QUESTION TEXT:

We are interested in the kind of work {you do/SP does} now. What kind of work is that? (In other words, what is {your/his/her} current occupation?

ENTER OCCUPATION DESCRIPTION

ENTER TEXT

Length

75

REFUSED

DON'T KNOW

BOX LF13**BOX LF13**

NOT ON FILE

If [CURRENT INT SP MARITAL STATUS from PERSON ROSTER= 1 (MARRIED) or 2 (LIVING WITH A PARTNER)] and [(HH11=1 (LIVES WITH SP) AND (FACILITY FLAG NE 1) or HH12=1 (PRIVATE RESIDENCE))], go to LF13. Otherwise, go to Section HP – Home Ownership.

LF13**If2huswifwrk**

R2 LF13 HUSB WIFE PARTN PAY WORK

DISPLAY INSTRUCTIONS:

If PROXY RELATIONSHIP = 2 (SPOUSE/PARTNER), display "you".

Otherwise display "SPOUSE/PARTNER FIRSTNAME LASTNAME".

QUESTION TEXT:

Did {you/SPOUSE/PARTNER FIRSTNAME LASTNAME} do any work for pay in the month of {CURRENT MONTH-1 MONTH}?

CODES

1	YES
2	NO
	REFUSED
	DON'T KNOW

PROGRAMMER INSTRUCTIONS:

Go to Section HP - Home Ownership.

Derived Variables from Items in the LF Section

lf2doccup	R2 D CURRENT OCCUPATION CATEGORY
------------------	-----------------------------------------

NHATS Round 2

Section HP [HOME OWNERSHIP]

Sequence: 33

BOX HP1

BOX HP1

NOT ON FILE

If FACILITY flag = 1 (yes), go to Section EW - Economic Well-being. Otherwise, go to HP1.

HP1

hp2ownrentot

R2 HP1 OWN RENT OR OTHER

DISPLAY INSTRUCTIONS:

If PROXY flag is null or PROXY RELATIONSHIP = 2 (SPOUSE/PARTNER), display "Do you".
Otherwise, display "Does SP".

If CURRENT INT SP MARITAL STATUS from PERSON ROSTER = 1 (MARRIED) or 2 (LIVING WITH A PARTNER), display
"or {SP FIRSTNAME LASTNAME/SPOUSE/PARTNER FIRSTNAME LASTNAME}".

If PROXY RELATIONSHIP = 2 (SPOUSE/PARTNER), display "SP FIRSTNAME LASTNAME".
Otherwise, display "SPOUSE/PARTNER FIRSTNAME LASTNAME".

QUESTION TEXT:

{Do you/Does SP} {or {SP FIRSTNAME LASTNAME/SPOUSE/PARTNER FIRSTNAME LASTNAME}} own the
home (apartment/condo) at {SP's {ADDRESS 1, ADDRESS 2} from PERSON ROSTER}, rent it, or is there
some other arrangement?

CODES

1	OWN	
2	RENT	HP6
3	SOME OTHER ARRANGEMENT	HP5
	REFUSED	HP5
	DON'T KNOW	HP5

HP2

hp2mrtpadoff

R2 HP2 MORTGAGE PAID OFF

DISPLAY INSTRUCTIONS:

If PROXY flag is null or PROXY RELATIONSHIP = 2 (SPOUSE/PARTNER), display "your".
Otherwise, display "SP's".

If CURRENT INT SP MARITAL STATUS from PERSON ROSTER = 1 (MARRIED) or 2 (LIVING WITH A PARTNER), display "or {SP
FIRSTNAME LASTNAME/SPOUSE/PARTNER FIRSTNAME LASTNAME}'s".

If PROXY RELATIONSHIP = 2 (SPOUSE/PARTNER), display "SP FIRSTNAME LASTNAME".
Otherwise, display "SPOUSE/PARTNER FIRSTNAME LASTNAME".

QUESTION TEXT:

Is {your/SP's} {or {SP FIRSTNAME LASTNAME/SPOUSE/PARTNER FIRSTNAME LASTNAME}'s} mortgage
paid off or are monthly mortgage payments still being made?

IF NEEDED: Include any payments on a home equity loan or second mortgage.

CODES

1	PAID OFF	HP4
2	STILL MAKE PAYMENTS	

3	REVERSE MORTGAGE	HP4
	REFUSED	HP4
	DON'T KNOW	HP4

HP3	hp2mthlymort	R2 HP3 MORTGAGE PAYMNT EACH MNTH
------------	---------------------	----------------------------------

QUESTION TEXT:

How much (altogether) is that each month?

ENTER DOLLAR AMOUNT [HP3B]

ENTER NUMBER

Range	1 to 9999
Soft Range	100 to 5000
REFUSED	HP3B
DON'T KNOW	

PROGRAMMER INSTRUCTIONS:

Hard Range: 1-9999
Soft Range: 100-5000

Use input mask in response field (\$9,999) so that dollar sign is displayed and commas are inserted appropriately.

HP3A	hp2mortpaymt	R2 HP3A MORTGAGE PAYMENT AMOUNT
-------------	---------------------	---------------------------------

QUESTION TEXT:

Is {it....

CODES

1	less than \$250,
2	\$250-\$499,
3	\$500-\$999, or
4	\$1,000 or more?
	REFUSED
	DON'T KNOW

HP3B	hp2whnpayoff	R2 HP3B WHEN EXPCT PAY OFF MORTG
-------------	---------------------	----------------------------------

DISPLAY INSTRUCTIONS:

If PROXY flag is null or PROXY RELATIONSHIP =2 (SPOUSE/PARTNER), display "Do you".
Otherwise, display "Does SP".

If CURRENT INT SP MARITAL STATUS from PERSON ROSTER = 1 (MARRIED) or 2 (LIVING WITH A PARTNER), display "or {SP FIRSTNAME LASTNAME/SPOUSE/PARTNER FIRSTNAME LASTNAME}".
If PROXY RELATIONSHIP =2 (SPOUSE/PARTNER), display "SP FIRSTNAME LASTNAME".
Otherwise, display "SPOUSE/PARTNER FIRSTNAME LASTNAME".

QUESTION TEXT:

{Do you/Does SP} {or {SP FIRSTNAME LASTNAME/SPOUSE/PARTNER FIRSTNAME LASTNAME} expect to pay off the mortgage(s) within 5 years, 10 years, or longer?

CODES

- | | |
|---|----------------------|
| 1 | 5 YEARS |
| 2 | 10 YEARS |
| 3 | LONGER THAN 10 YEARS |
| | REFUSED |
| | DON'T KNOW |

HP3C**hp2amtstlowe**

R2 HP3C HOW MUCH STILL OWE

DISPLAY INSTRUCTIONS:

If PROXY flag is null or PROXY RELATIONSHIP = 2 (SPOUSE/PARTNER), display "do you".
Otherwise, display "does SP".

If CURRENT INT SP MARITAL STATUS from PERSON ROSTER = 1 (MARRIED) or 2 (LIVING WITH A PARTNER),
display "or {SP FIRSTNAME LASTNAME/SPOUSE/PARTNER FIRSTNAME LASTNAME}".

If PROXY RELATIONSHIP = 2 (SPOUSE/PARTNER), display "SP FIRSTNAME LASTNAME".

Otherwise, display "SPOUSE/PARTNER FIRSTNAME LASTNAME".

QUESTION TEXT:

About how much {do you/does SP}{or {SP FIRSTNAME LASTNAME/SPOUSE/PARTNER FIRSTNAME
LASTNAME}} still owe on the mortgage(s)?

IF NEEDED: The nearest \$10,000 is fine.

IF NEEDED: We know questions like these may be difficult to answer, but we need to know this to
understand how people manage financially as they age and what effect this might have on their health.

ENTER DOLLAR AMOUNT [HP4]

ENTER NUMBER

Range	1 to 999999
Soft Range	500 to 900000
REFUSED	HP4
DON'T KNOW	

PROGRAMMER INSTRUCTIONS:

Hard Range: 1-9999999

Soft Range: 500-900000

Use input mask in response field (\$9,999,999) so that dollar sign is displayed and commas are inserted appropriately.

HP3D**hp2amoutowed**

R2 HP3D THE AMOUNT OWED IS

QUESTION TEXT:

SHOW CARD HP2

Is the amount owed...

CODES

- | | |
|---|------------------------------------|
| 1 | less than \$50,000, |
| 2 | between \$50,000 and \$100,000, or |
| 3 | over \$100,000? |

REFUSED
DON'T KNOW

HP4**hp2homevalue**

R2 HP4 PRESENT VALUE OF HOME

QUESTION TEXT:

What is the present value of this home? I mean, about what would it bring if it was sold today, not counting any loans or outstanding mortgages?

IF NEEDED: Your best guess or the nearest \$10,000 is fine.

IF NEEDED: We know questions like these may be difficult to answer, but we need to know this to understand how people manage financially as they age and what effect this might have on their health.

ENTER DOLLAR AMOUNT [SECTION EW]

ENTER NUMBER

Range	1 to 999999
Soft Range	500 to 900000
REFUSED	SECTION EW
DON'T KNOW	

PROGRAMMER INSTRUCTIONS:

Hard Range: 1-9999999
Soft Range: 500-900000

Use input mask in response field (\$9,999,999) so that dollar sign is displayed and commas are inserted appropriately.

HP4A**hp2homvalamt**

R2 HP4A HOME VALUE AMOUNT

QUESTION TEXT:

SHOW CARD HP3

Would it be...

CODES

1	less than \$50,000,	SECTION EW
2	\$50,000-\$74,999,	SECTION EW
3	\$75,000-\$99,999,	SECTION EW
4	\$100,000-\$199,999,	SECTION EW
5	\$200,000-\$299,999,	SECTION EW
6	\$300,000-\$499,999,	SECTION EW
7	\$500,000-\$749,999, or	SECTION EW
8	\$750,000 or more?	SECTION EW
	REFUSED	SECTION EW
	DON'T KNOW	SECTION EW

HP5**hp2payrent**

R2 HP5 DO YOU PAY RENT

DISPLAY INSTRUCTIONS:

If PROXY flag is null or PROXY RELATIONSHIP=2 (SPOUSE/PARTNER), display "Do you".

Otherwise, display “Does SP”.

If CURRENT INT SP MARITAL STAUS from PERSON ROSTER = 1 (MARRIED) OR 2 (LIVING WITH A PARTNER), display “or {SP FIRSTNAME LASTNAME/SPOUSE/PARTNER FIRSTNAME LASTNAME}”.

If PROXY RELATIONSHIP=2 (SPOUSE/PARTNER), display “SP FIRSTNAME LASTNAME”.
Otherwise, display “SPOUSE/PARTNER FIRSTNAME LASTNAME”.

QUESTION TEXT:

{Do you/Does SP} {or {SP FIRSTNAME LASTNAME/SPOUSE/PARTNER FIRSTNAME LASTNAME} pay rent to live here?

CODES

1	YES	
2	NO	SECTION EW
	REFUSED	SECTION EW
	DON'T KNOW	SECTION EW

HP6

hp2rentamt

R2 HP6 RENT PAID EACH MONTH

QUESTION TEXT:

How much is that each month?

ENTER DOLLAR AMOUNT [BOX HP7]

ENTER NUMBER

Range	1 to 9999
Soft Range	1 to 3000
REFUSED	HP7
DON'T KNOW	

PROGRAMMER INSTRUCTIONS:

Hard Range: 1-9999
Soft Range: 1-3000

Use input mask in response field (\$9,999) so that dollar sign is displayed and commas are inserted appropriately.

HP6A

hp2rentamout

R2 HP6A RENT AMOUNT

QUESTION TEXT:

SHOW CARD HP1

Is it...

CODES

1	less than \$250,
2	\$250-\$499,
3	\$500-\$999, or
4	\$1,000 or more?
	REFUSED
	DON'T KNOW

PROGRAMMER INSTRUCTIONS:

Hard Range: 1-9999
Soft Range: 1-3000

Use input mask in response field (\$9,999) so that dollar sign is displayed and commas are inserted appropriately.

BOX HP7

BOX HP7

NOT ON FILE

If HP6>=\$500 or HP6a=3 (\$500-999) or 4 (\$1,000 or more), go to Section EW - Economic Well-Being. Otherwise, go to HP7.

HP7

hp2sec8pubsn

R2 HP7 HME SEC 8 PUBL/SENIOR HOUS

QUESTION TEXT:

Is this home in Section 8 or public housing or housing for low-income seniors?

CODES

- | | |
|---|------------|
| 1 | YES |
| 2 | NO |
| | REFUSED |
| | DON'T KNOW |

PROGRAMMER INSTRUCTIONS:

Go to Section EW – Economic Well-being..

NHATS Round 2

Section EW [ECONOMIC WELL-BEING)

Sequence: 34

EW1

ew2pycredbal

R2 EW1 PAY OFF CREDIT CARD BALAN

DISPLAY INSTRUCTIONS:

If PROXY flag is null, or PROXY RELATIONSHIP = 2 (SPOUSE/PARTNER), display "Do you". Otherwise display "Does SP".

If CURRENT INT SP MARITAL STATUS from PERSON ROSTER = 1 (MARRIED) or 2 (LIVING WITH A PARTNER), display "or {SP FIRSTNAME LASTNAME/SPOUSE/PARTNER FIRSTNAME LASTNAME}".

If PROXY RELATIONSHIP = 2 (SPOUSE/PARTNER), display "SP FIRSTNAME LASTNAME".
Otherwise, display "SPOUSE/PARTNER FIRSTNAME LASTNAME".

If HP2 = 2 (HAVE TRADITIONAL MORTGAGE) or HP2 = 3 (HAVE REVERSE MORTGAGE), display "other kinds of".

QUESTION TEXT:

These next questions are about {other kinds of} debt.

{Do you/Does SP} {or {SP FIRSTNAME LASTNAME/SPOUSE/PARTNER FIRSTNAME LASTNAME}} usually pay off all credit card balances every month or only the minimum amount due?

CODES

1	PAY OFF BALANCE	EW5
2	PAY MINIMUM	
3	PAY MORE THAN MINIMUM, BUT NOT ENTIRE BALANCE	
4	DON'T HAVE ANY CREDIT CARDS REFUSED DON'T KNOW	EW5

EW2

ew2crecardeb

R2 EW2 TOTAL CREDIT CARD DEBT

QUESTION TEXT:

SHOW CARD EW1

Adding up all credit card balances, is the amount owed.....

CODES

1	less than \$1,000,
2	\$1,000 - \$1,999,
3	\$2,000 - \$3,999,
4	\$4,000 - \$5,999,
5	\$6,000 - \$9,999,
6	\$10,000 - \$19,999, or
7	\$20,000 or more?
	REFUSED
	DON'T KNOW

EW3**ew2credcdmed**

R2 EW3 CREDIT CARD MEDICAL CARE

QUESTION TEXT:

Is any of the amount owed on credit cards for medical care?

CODES

1	YES	
2	NO	EW5
	REFUSED	EW5
	DON'T KNOW	EW5

EW4**ew2amtcrdmed**

R2 EW4 AMT ON CARDS FOR MED CARE

QUESTION TEXT:

Is any of the amount owed on credit cards for medical care?

CODES

1	MOST
2	SOME
3	A LITTLE
	REFUSED
	DON'T KNOW

EW5**ew2medpaovtm**

R2 EW5 MED BILLS PAID OVERTIME

DISPLAY INSTRUCTIONS:

If PROXY flag is null or PROXY RELATIONSHIP = 2 (SPOUSE/PARTNER), display "Do you".
Otherwise, display "Does SP".

If CURRENT INT SP MARITAL STATUS from PERSON ROSTER = 1 (MARRIED) or 2 (LIVING WITH A PARTNER), display
"or {SP FIRSTNAME LASTNAME/SPOUSE/PARTNER FIRSTNAME LASTNAME}".

If PROXY RELATIONSHIP = 2 (SPOUSE/PARTNER), display "SP FIRSTNAME LASTNAME".
Otherwise, display "SPOUSE/PARTNER FIRSTNAME LASTNAME".

Display "paid off over time" in underlined text.

QUESTION TEXT:

{Do you/Does SP} {or {SP FIRSTNAME LASTNAME/SPOUSE/PARTNER FIRSTNAME LASTNAME}} have any
medical bills that are being paid off over time?

CODES

1	YES	
2	NO	EW7
	REFUSED	EW7
	DON'T KNOW	EW7

EW6**ew2ampadovrt**

R2 EW6 AMT FOR MED BIL OVR TIME

QUESTION TEXT:

SHOW CARD EW2

About how much is that amount? Is it....

CODES

- | | |
|---|-------------------------|
| 1 | less than \$500, |
| 2 | \$500 - \$999, |
| 3 | \$1,000 - \$1,999, |
| 4 | \$2,000 - \$3,999, |
| 5 | \$4,000 - \$5,999, |
| 6 | \$6,000 - \$9,999, |
| 7 | \$10,000 - \$19,999, or |
| 8 | \$20,000 or more? |
| | REFUSED |
| | DON'T KNOW |

EW7**ew2finhlpfam**

R2 EW7 FINANCIAL HELP FRM FAMILY

DISPLAY INSTRUCTIONS:

If PROXY flag is null or PROXY RELATIONSHIP = 2 (SPOUSE/PARTNER), display "you".
Otherwise, display "SP".

If CURRENT INT SP MARITAL STATUS from PERSON ROSTER = 1 (MARRIED) or 2 (LIVING WITH A PARTNER), display
"or {SP FIRSTNAME LASTNAME/SPOUSE/PARTNER FIRSTNAME LASTNAME}".

If PROXY RELATIONSHIP = 2 (SPOUSE/PARTNER), display "SP FIRSTNAME LASTNAME".
Otherwise, display "SPOUSE/PARTNER FIRSTNAME LASTNAME".

If any PERSON ROSTER members have relationship codes = 3 (DAUGHTER), 4 (SON), 7 (STEPDAUGHTER), or 8 (STEPSON), display "children or other".

QUESTION TEXT:

Family members often help each other out financially. The next questions are about last year, ending
December 31, {CURRENT YEAR - 1 YEAR}.

Last year, did {you/SP} {or {SP FIRSTNAME LASTNAME/SPOUSE/PARTNER FIRSTNAME LASTNAME}}
receive any financial help or financial gifts from {children or other} relatives, either regularly -- like every
month -- or just every so often as needed?

CODES

- | | | |
|---|------------|------|
| 1 | YES | |
| 2 | NO | EW11 |
| | REFUSED | EW11 |
| | DON'T KNOW | EW11 |

BOX EW8**BOX EW8**

NOT ON FILE

If any PERSON ROSTER members have relationship codes = 3 (DAUGHTER), 4 (SON), 7 (STEPDAUGHTER),
or 8 (STEPSON), go to EW8.
Otherwise, go to EW10.

EW8**ew2whohelfi1**

R2 EW8 CHILD HELPED FINANCIALLY

ew2whohelfi2

R2 EW8 OTHER HELPED FINANCIALLY

DISPLAY INSTRUCTIONS:

If PROXY flag is null or PROXY RELATIONSHIP = 2 (SPOUSE/PARTNER), display "your".
Otherwise, display "SP's".

If CURRENT INT SP MARITAL STATUS from PERSON ROSTER = 1 (MARRIED) or 2 (LIVING WITH A PARTNER), display "or {SP FIRSTNAME LASTNAME/SPOUSE/PARTNER FIRSTNAME/LASTNAME}'s".
If PROXY RELATIONSHIP = 2 (SPOUSE/PARTNER), display "SP FIRSTNAME LASTNAME".
Otherwise, display "SPOUSE/PARTNER FIRSTNAME LASTNAME".

QUESTION TEXT:

Was that one of {your/SP's} {or {SP FIRSTNAME/LASTNAME/SPOUSE/PARTNER FIRSTNAME
LASTNAME}'s} children or someone else who helped out (financially)?

SELECT ALL THAT APPLY

CODES

1	CHILD/CHILDREN	
2	SOMEONE ELSE	EW10
	REFUSED	EW10
	DON'T KNOW	EW10

PROGRAMMER INSTRUCTIONS:

Allow code all that apply

EW9**op2chhlpfin**

R2 E29 CHILDREN WHO HELP FINANCE

DISPLAY INSTRUCTIONS:

Display PERSON ROSTER members with relationship codes = 3 (DAUGHTER), 4 = (SON), 7 (STEPDAUGHTER), or 8 (STEPSON) with FIRST NAME, LAST NAME, and RELATIONSHIP TO SP.

QUESTION TEXT:

Which children helped out (financially)?

PROBE: Any other children?

SELECT ALL THAT APPLY

ENTER TEXT**PROGRAMMER INSTRUCTIONS:**

Allow code all that apply

EW10**ew2atchhelyr**

R2 EW10 AMT FROM CHILDR LST YR

QUESTION TEXT:

SHOW CARD EW2

About how much was that in the last year (ending December 31, {CURRENT YEAR - 1 YEAR})? Would you say....

CODES

- | | |
|---|-------------------------|
| 1 | less than \$500, |
| 2 | \$500 - \$999, |
| 3 | \$1,000 - \$1,999, |
| 4 | \$2,000 - \$3,999, |
| 5 | \$4,000 - \$5,999, |
| 6 | \$6,000 - \$9,999, |
| 7 | \$10,000 - \$19,999, or |
| 8 | \$20,000 or more? |
| | REFUSED |
| | DON'T KNOW |

EW11

ew2fingftfam

R2 EW11 FINANCIAL GIFTS TO FAMILY

DISPLAY INSTRUCTIONS:

If PROXY flag is null or PROXY RELATIONSHIP = 2 (SPOUSE/PARTNER), display "you".
Otherwise, display "SP".

If CURRENT INT SP MARITAL STATUS from PERSON ROSTER = 1 (MARRIED) or 2 (LIVING WITH A PARTNER)], display
"or {SP FIRSTNAME LASTNAME/SPOUSE/PARTNER FIRSTNAME LASTNAME}".

If PROXY RELATIONSHIP = 2 (SPOUSE/PARTNER), display "SP FIRSTNAME LASTNAME".

Otherwise display "SPOUSE/PARTNER FIRSTNAME LASTNAME".

If any PERSON ROSTER members have relationship codes = 3 (DAUGHTER), 4 (SON), 7 (STEPDAUGHTER), or 8 (STEPSON), display "children or other".

QUESTION TEXT:

Last year, ending December 31, {CURRENT YEAR - 1 YEAR}, did {you/SP} {or {SP FIRSTNAME
LASTNAME/SPOUSE/PARTNER FIRSTNAME LASTNAME}} give any financial help or financial gifts to
{children or other} relatives, either regularly -- like every month -- or just every so often as needed?

CODES

- | | | |
|---|------------|------|
| 1 | YES | |
| 2 | NO | EW15 |
| | REFUSED | EW15 |
| | DON'T KNOW | EW15 |

BOX EW12

BOX E12

NOT ON FILE

If any PERSON ROSTER members have relationship codes = 3 (DAUGHTER), 4 (SON), 7 (STEPDAUGHTER), or 8 (STEPSON), go to EW12.
Otherwise, go to EW14.

EW12

ew2whregoth1

R2 EW12 GAVE CHILD FINCL HLP

ew2whregoth2

R2 EW12 SP GAVE GRANDCHD FIN HLP

ew2whregoth3

R2 EW12 SP GAVE OTHR FINANCL HLP

DISPLAY INSTRUCTIONS:

If PROXY flag is null or PROXY RELATIONSHIP = 2 (SPOUSE/PARTNER), display "your".
Otherwise, display "SP's".

If CURRENT INT SP MARITAL STATUS from PERSON ROSTER = 1 (MARRIED) or 2 (LIVING WITH A PARTNER), display
"or {SP FIRSTNAME LASTNAME/SPOUSE/PARTNER FIRSTNAME LASTNAME}'S".

If PROXY RELATIONSHIP = 2 (SPOUSE/PARTNER), display "SP FIRSTNAME LASTNAME".
Otherwise, display "SPOUSE/PARTNER FIRSTNAME LASTNAME".

QUESTION TEXT:

Was that (financial) help to one of {your/SP's} {or {SP FIRSTNAME LASTNAME/SPOUSE/PARTNER
FIRSTNAME LASTNAME}'s} children, a grandchild, or someone else?

SELECT ALL THAT APPLY

CODES

1	CHILD/CHILDREN	
2	GRANDCHILD/GRANDCHILDREN	EW14
	SOMEONE ELSE	EW14
	REFUSED	EW14
	DON'T KNOW	EW14

PROGRAMMER INSTRUCTIONS:

Allow code all that apply

EW13**op2hlpchfin****R2 EW13 HELPED CHILDREN FINANCE****DISPLAY INSTRUCTIONS:**

Display PERSON ROSTER members with relationship codes = 3 (DAUGHTER), 4 = (SON), 7 (STEPDAUGHTER), or 8 (STEPSON) with FIRST NAME, LAST NAME, and RELATIONSHIP TO SP.

QUESTION TEXT:

Which children helped (financially)?

PROBE: Any other children?

SELECT ALL THAT APPLY

ENTER TEXT**PROGRAMMER INSTRUCTIONS:**

Allow code all that apply

EW14**ew2amthlpgiv****R2 EW14 AMOUNT OF HELP GIVEN****QUESTION TEXT:**

SHOW CARD EW2

About how much was that in the last? Would you say...

CODES

- 1 less than \$500,
 - 2 \$500 - \$999,
 - 3 \$1,000 - \$1,999,
 - 4 \$2,000 - \$3,999,
 - 5 \$4,000 - \$5,999,
 - 6 \$6,000 - \$9,999,
 - 7 \$10,000 - \$19,999, or
 - 8 \$20,000 or more?
- REFUSED
DON'T KNOW

BOX EW15

BOX E15

NOT ON FILE

Go to EW15.

EW15

ew2progneed1

R2 EW15 SP RECEIVD FOOD STAMPS

ew2progneed2

R2 EW15 SP REC OTHR FOOD ASST

ew2progneed3

R2 EW15 SP REC GAS ENERGY ASST

DISPLAY INSTRUCTIONS:

If PROXY flag is null, or PROXY RELATIONSHIP = 2 (SPOUSE/PARTNER), display "you".
Otherwise, display "SP".

If CURRENT INT SP MARITAL STATUS from PERSON ROSTER = 1 (MARRIED) or 2 (LIVING WITH A PARTNER), display "or {SP FIRSTNAME LASTNAME/SPOUSE/PARTNER FIRSTNAME LASTNAME}".
If PROXY RELATIONSHIP = 2 (SPOUSE/PARTNER), display "SP FIRSTNAME LASTNAME".
Otherwise, display "SPOUSE/PARTNER FIRSTNAME LASTNAME".

Use "Same Question Stem" display.
If at EW15a, do not display question text in brackets.
Otherwise, display question text in brackets.

Display "in the last year" in bold underlined text.

QUESTION TEXT:

{{ There are several state and federal programs that help people in need. In the last year, did {you/SP} {or {SP FIRSTNAME LASTNAME/SPOUSE/PARTNER FIRSTNAME LASTNAME}} receive help from any of these programs? {{

RESPONSE [1] a. Food stamps (also called the Supplemental Nutrition Assistance Program, or SNAP)?
RESPONSE [2] b. Other food assistance such as Meals-on-Wheels?
RESPONSE [3] c. Gas, electricity, or other energy assistance?

CODES

- 1 YES
- 2 NO
- REFUSED
- DON'T KNOW

PROGRAMMER INSTRUCTIONS:

Array the responses and variable text columns in the panel.

Display "variable text" in the a-c sequence until all rows have been displayed.

EW16

ew2mealskip1

R2 EW16 SKIP MEALS NO MONEY

DISPLAY INSTRUCTIONS:

If PROXY flag is null or PROXY RELATIONSHIP = 2 (SPOUSE/PARTNER), display "you".
Otherwise, display "SP".

If CURRENT INT SP MARITAL STATUS from PERSON ROSTER = 1 (MARRIED) or 2 (LIVING WITH A PARTNER), display "or {SP FIRSTNAME LASTNAME/SPOUSE/PARTNER FIRSTNAME LASTNAME}".
If PROXY RELATIONSHIP = 2 (SPOUSE/PARTNER), display "SP FIRSTNAME LASTNAME".
Otherwise, display "SPOUSE/PARTNER FIRSTNAME LASTNAME".

Display "last month" in underlined text.

QUESTION TEXT:

We know people sometimes find it hard to make ends meet. Thinking about the last month, did {you/SP} {or {SP FIRSTNAME LASTNAME/SPOUSE/PARTNER FIRSTNAME LASTNAME}} skip any meals because there was not enough food, or money to buy food?

CODES

1	YES	
2	NO	EW18
	REFUSED	EW18
	DON'T KNOW	EW18

EW17

ew2mealskip2

R2 EW17 SKIP MEALS HOW OFTEN

DISPLAY INSTRUCTIONS:

If PROXY flag is null or PROXY RELATIONSHIP = 2 (SPOUSE/PARTNER), display "you".
Otherwise, display "SP".

If CURRENT INT SP MARITAL STATUS from PERSON ROSTER = 1 (MARRIED) or 2 (LIVING WITH A PARTNER), display "or {SP FIRSTNAME LASTNAME/SPOUSE/PARTNER FIRSTNAME LASTNAME}".
If PROXY RELATIONSHIP = 2 (SPOUSE/PARTNER), display "SP FIRSTNAME LASTNAME".
Otherwise, display "SPOUSE/PARTNER FIRSTNAME LASTNAME".

Display "last month" in underlined text.

QUESTION TEXT:

How many days in the last month did {you/SP} {or {SP FIRSTNAME LASTNAME/SPOUSE/PARTNER FIRSTNAME LASTNAME}} skip meals? Would you say nearly every day, more than half the days, several days, but less than half the days, or a few days?

CODES

1	NEARLY EVERY DAY
2	MORE THAN HALF THE DAYS
3	SEVERAL DAYS (LESS THAN HALF)
4	A FEW DAYS
	REFUSED
	DON'T KNOW

EW18

ew2nopayhous

R2 EW18A NO MONEY FOR HOUSING

ew2nopayutil

R2 EW18B NO MONEY FOR UTILITIES

ew2nopaymed

R2 EW18C NO MONEY FOR MEDICAL

DISPLAY INSTRUCTIONS:

Use "Same Question Stem" display.
Display "last year" in underlined text.

If at EW18a, do not display question text in brackets.
Otherwise, display question text in brackets.

QUESTION TEXT:

{{}}Were there times in the last year when {you/SP} did not have enough money to... {{}}

RESPONSE [1] a. pay the rent or mortgage?

RESPONSE [2] b. pay utility bills (gas, electric)?

RESPONSE [3] c. pay medical or prescription drug bills

CODES

1	YES
2	NO
	REFUSED
	DON'T KNOW

PROGRAMMER INSTRUCTIONS:

Array the responses and variable text columns in the panel.
Display "variable text" in the a-c sequence until all rows have been displayed.

Go to Section HL – Helpers.

Sequence: 35

NOT ON FILE

If no PERSON ROSTER MEMBERS are flagged = 1 (YES) for
HELPSGOOUTSIDE and
HELPSAROUNDINSIDE and
HELPSOUTOF BED and
TOOKPLACESMOSTOFTEN and
TOOKPLACES and
HELPSWITHEATING and
HELPSWITHBATHING and
HELPSWITHTOILETING and
HELPSWITHDRESSING and
HELPEDWITHLAUNDRY and
HELPEDWITHSHOPPING and
HELPEDWITHMEALS and
HELPEDWITHBANKING and
HELPEDWITHMONEYMATTERS and
HELPEDTRACKMEDS and
SATINWITHDOCTOR and
HELPEDMAKEINSURANCEDECISIONS, go to Section MS - Module Selection.

Else if the only PERSON ROSTER MEMBERS flagged = 1 (YES) for
HELPSGOOUTSIDE and
HELPSAROUNDINSIDE and
HELPSOUTOF BED and
TOOKPLACESMOSTOFTEN and
TOOKPLACES and
HELPSWITHEATING and
HELPSWITHBATHING and
HELPSWITHTOILETING and
HELPSWITHDRESSING and
HELPEWITHLAUNDRY and
HELPEWITHSHOPPING and
HELPEWITHMEALS and
HELPEWITHBANKING and
HELPEWITHMONEYMATTERS and
HELPEWITHMEDS and
SATINWITHDOCTOR and
HELPEWITHINSURANCEDECISIONS
are STAFF PERSON FROM PLACE SP LIVES or RESTAURANT/TAKE OUT SERVICES (for
HELPEWITHMEALS), or
MEALS ON WHEELS (for HELPEWITHMEALS), go to Section MS - Module Selection.

Otherwise, go to HL1PRE.

NOT NO FILE

QUESTION TEXT:

Next I have a few questions about the people who you said help {you/SP} with daily activities.

PRESS 1 AND ENTER TO CONTINUE

ENTER TEXT

BOX HL1**op2ishelper**

R2 BXHL1 HELPS SP

For each PERSON ROSTER MEMBER flagged = 1 (YES) for
 HELPSGOOUTSIDE or
 HELPSAROUNDINSIDE or
 HELPSOUTOF BED or
 TOOKPLACESMOSTOFTEN or
 TOOKPLACES or
 HELPSWITHEATING or
 HELPSWITHBATHING or
 HELPSWITHTOILETING or
 HELPSWITHDRESSING or
 HELPEDWITHLAUNDRY or
 HELPEDWITHSHOPPING or
 HELPEDWITHMEALS or
 HELPEDWITHBANKING or
 HELPEDWITHMONEYMATTERS or
 HELPEDTRACKMEDS or
 SATINWITHDOCTOR or
 HELPEDMAKEINSURANCEDECISIONs
 who is not a STAFF PERSON FROM PLACE SP LIVES or RESTAURANT/TAKE OUT SERVICES (for
 HELPEDWITHMEALS), or MEALS ON WHEELS (for HELPED WITH MEALS), set HELPER flag=1 (YES).

Write HELPER flag to PERSON ROSTER for each roster member.

Loop through HL1 and HL8 for each PERSON ROSTER MEMBER with a HELPER flag =1 (YES).

HL1**op2helpsched**

R2 HL1 HELP IS REG SCHEDULED

QUESTION TEXT:

Does {PERSON ROSTER MEMBER FIRSTNAME LASTNAME} have a regular schedule, or does his/her
 schedule vary?

CODES

1	REGULAR	
2	VARIED	HL3
	REFUSED	HL3
	DON'T KNOW	HL3

PROGRAMMER INSTRUCTIONS:

Write HELPSCHEDULE response to PERSON ROSTER for roster member.

HL2**op2numdayswk**

R2 HL2 NUM DAYS HELP PER WK

QUESTION TEXT:

In the last month, on how many days per week did {PERSON ROSTER MEMBER FIRST NAME LASTNAME}
 help {you/SP}?

ENTER NUMBER OF DAYS

ENTER NUMBER

Range
REFUSED
DON'T KNOW

0 to 7

PROGRAMMER INSTRUCTIONS:

Write #DAYSHelpWEEK response to PERSON ROSTER for roster member.

BOX HL3

BOX HO4

NOT ON FILE

If HL2 = 0, go to BOX HL5.

Otherwise, go to HL4.

HL3

op2numdaysmn

R2 HL3 NUM DAYS HELP PER MON

QUESTION TEXT:

In the last month, on how many days did {PERSON ROSTER MEMBER FIRST NAME LASTNAME} help {you/SP}?

ENTER NUMBER OF DAYS

ENTER NUMBER

Range
REFUSED
DON'T KNOW

0 to 31

PROGRAMMER INSTRUCTIONS:

Write #DAYSHelpMONTH response to PERSON ROSTER for roster member.

BOX HL4

BOX HL4

NOT ON FILE

If HL3 = 0, go to BOX HL5.

Otherwise, go to HL4.

HL4

op2numhrsday

R2 HL4 NUM HRS HELP PER DAY

QUESTION TEXT:

On days when {PERSON ROSTER MEMBER FIRST NAME LASTNAME} helped, about how many hours per day did (he/she) help {you/SP}?

ENTER NUMBER OF HOURS

IF LESS THAN 1 HOUR, ENTER ZERO

ENTER NUMBER

Range
REFUSED
DON'T KNOW

0 to 24

PROGRAMMER INSTRUCTIONS:

Write #HOURSHELP response to PERSON ROSTER for roster member.

BOX HL5**BOX HL5****NOT ON FILE**

If PERSON ROSTER member relationship = 2 (SPOUSE/PARTNER), go to BOX HL9.

Else if PERSON ROSTER member relationship = 31 (PAID AIDE/HOUSEKEEPER/EMPLOYEE), go to HL6.

Otherwise, go to HL5.

HL5**op2paidhelp****R2 HL5 HELPER IS PAID****QUESTION TEXT:**

Is {PERSON ROSTER MEMBER FIRST NAME LASTNAME} paid to provide this help?

IF NEEDED: By paid help, we mean paid by someone as part of a job. We will ask next who pays the person.

CODES

1	YES	
2	NO	BOX HL9
	REFUSED	BOX HL9
	DON'T KNOW	BOX HL9

PROGRAMMER INSTRUCTIONS:

Write #PAIDHELP response to PERSON ROSTER for roster member.

HL6**op2sppayshlp****R2 HL6 SP PAYS FOR HELP****op2govpayhlp****R2 HL6 GOVT PAYS FOR HELP****op2inspayhlp****R2 HL6 INSUR PAYS FOR HELP****op2othpayhlp****HL6 OTHER PAYS FOR HELP****QUESTION TEXT:**

Is {PERSON ROSTER MEMBER FIRST NAME LASTNAME} paid by {you/SP}, {your/his/her} family, by a government program, by {your/his/her} insurance, or what?

SELECT ALL THAT APPLY

CODES

1	SP AND/OR FAMILY	BOX HL7
2	GOVERNMENT PROGRAM	BOX HL7
3	INSURANCE	BOX HL7
91	OTHER (SPECIFY)	
	REFUSED	BOX HL7
	DON'T KNOW	BOX HL7

PROGRAMMER INSTRUCTIONS:

Allow code all that apply.

Write WHOPAYS response to PERSON ROSTER for roster member.

HL6A**HL6A**

NOT ON FILE

QUESTION TEXT:

SPECIFY WHO PAYS FOR PERSON WHO HELPS {SP}.

Text 50 char

ENTER TEXT

Length

50

BOX HL7**BOX HL7**

NOT ON FILE

If HL6=1 (SP AND/OR FAMILY), go to HL7.

Else if HL6=2, go to HL8.

Otherwise, go to BOX HL9.

HL7**op2payunit**

R2 HL7 PAYMENT UNIT

QUESTION TEXT:How much did {you/SP} (and {your/his/her} family) pay {PERSON ROSTER MEMBER FIRST NAME
LASTNAME} last month?

INDICATE RESPONSE UNIT

CODES

1	HOURLY	HL7A
2	WEEKLY	HL7B
3	MONTHLY	HL7C
4	DID NOT PAY IN LAST MONTH	BOX HL8
	REFUSED	BOX HL8
	DON'T KNOW	BOX HL8

PROGRAMMER INSTRUCTIONS:

Write PAYUNIT response to PERSON ROSTER for roster member.

HL7A**op2hourlypay**

R2 HL7A HOURLY AMOUNT PAID

QUESTION TEXT:

ENTER HOURLY AMOUNT PAID

\$ _____.

ENTER NUMBER

Range

1 to 9999

Soft Range

50 to 1000

PROGRAMMER INSTRUCTIONS:Write HOURLYAMOUNT response to PERSON ROSTER for roster member. If
valid amount given, skip to Box HL8.

HL7B**op2weeklypay**

R2 HL7B WEEKLY AMOUNT PAID

QUESTION TEXT:

ENTER WEEKLY AMOUNT PAID

\$

ENTER NUMBER

Range

1 to 9999

Soft Range

50 to 1000

PROGRAMMER INSTRUCTIONS:

Write WEEKLYAMOUNT response to PERSON ROSTER for roster member.

If valid amount given, skip to Box HL8.

HL7C**op2monthlypy**

R2 HL7C MONTHLY AMOUNT PAID

QUESTION TEXT:

ENTER MONTHLY AMOUNT PAID

\$

ENTER NUMBER

Range

1 to 9999

Soft Range

50 to 5000

PROGRAMMER INSTRUCTIONS:

Write MONTHLYAMOUNT response to PERSON ROSTER for roster member.

BOX HL8**BOX HL8**

NOT ON FILE

If HL6=2 (GOVERNMENT PROGRAM), go to HL8.

Otherwise, go to Box HL9.

HL8**op2progmpaid**

R2 HL8 PROGRAM PAID FOR HELPER

DISPLAY INSTRUCTIONS:

Display “, also known as {STATE NAME FOR MEDICAID PROGRAM}” if state name for Medicaid is not “Medicaid”.

QUESTION TEXT:

Do you know whether this program is Medicaid {, also known as {STATE MEDICAID PROGRAM NAME}}, Medicare, a state program, or something else?

CODES

1	MEDICAID	BOX HL9
2	MEDICARE	BOX HL9
3	STATE PROGRAM	BOX HL9
91	OTHER (SPECIFY)	
	REFUSED	BOX HL9
	DON'T KNOW	BOX HL9

PROGRAMMER INSTRUCTIONS:

Use NHATS State Name for Medicaid file for {STATE NAME FOR MEDICAID PROGRAM} display.
Write PROGRAMPAID response to PERSON ROSTER for roster member.

HL8A

HL8A

NOT ON FILE

QUESTION TEXT:

SPECIFY OTHER PROGRAM.

Text 50 char

ENTER TEXT

Length

50

BOX HL9

BOX HL9

NOT ON FILE

Go to HL1 for next PERSON ROSTER MEMBER with HELPER flag=1 (YES).
If no additional PERSON ROSTER MEMBER with HELPER flag=1 (YES), go to Section MS - Module Selection.

Derived Variables From Items in HL Section	
--------------------------------------------	--

op2dhrsmth	R2 D HL2 HL3 HL4 HRS HELP MONTH
------------	---------------------------------

NHATS Round 2

Section AD [ACS DISABILITY QUESTIONS]

Sequence: 36

AD1PRE

AD1PRE

NOT ON FILE

QUESTION TEXT:

With this next set of questions, we want to learn about people who have physical, mental, or emotional conditions that cause serious difficulties with their daily activities. Though different, these questions may sound similar to ones I asked earlier.

PRESS 1 AND ENTER TO CONTINUE

AD1

ad2heardif

R2 AD1 SP IS DEAF OR DIFF HEARING

QUESTION TEXT:

{Are you/Is SP} deaf or {do you/does {he/she}} have serious difficulty hearing?

CODES

- 1 YES
 - 2 NO
REFUSED
DON'T KNOW
-

AD2

ad2seedif

R2 AD2 SP IS BLIND OR DIFF SEEING

QUESTION TEXT:

{Are you/Is SP} blind or {do you/does {he/she}} have serious difficulty seeing even when wearing glasses?

CODES

- 1 YES
 - 2 NO
REFUSED
DON'T KNOW
-

AD3

ad2concdif

R2 AD3 DIFF CONCENTRATE DECIDE

QUESTION TEXT:

Because of a physical, mental, or emotional condition, {do you/does SP} have serious difficulty concentrating, remembering, or making decisions?

CODES

- 1 YES
 - 2 NO
REFUSED
DON'T KNOW
-

AD4

ad2walkdif

R2 AD4 DIFFICULTY WALKING STAIRS

QUESTION TEXT:

{Do you/Does SP} have serious difficulty walking or climbing stairs?

CODES

- | | |
|---|------------|
| 1 | YES |
| 2 | NO |
| | REFUSED |
| | DON'T KNOW |

AD5**ad2dresdif**

R2 AD5 DIFFICULTY DRESS BATHE

QUESTION TEXT:

{Do you/Does SP} have difficulty dressing or bathing?

CODES

- | | |
|---|------------|
| 1 | YES |
| 2 | NO |
| | REFUSED |
| | DON'T KNOW |

AD6**ad2erranddif**

R2 AD6 DIFFICULTY DOING ERRANDS

QUESTION TEXT:

Because of a physical, mental, or emotional condition, {do you/does SP} have difficulty doing errands alone, such as visiting a doctor's office or shopping?

CODES

- | | |
|---|------------|
| 1 | YES |
| 2 | NO |
| | REFUSED |
| | DON'T KNOW |

PROGRAMMER INSTRUCTIONS:

Go to Section CL -- Closing.

NHATS Round 2

Section EH [ENGAGEMENT IN HEALTH CARE]

Sequence: 37

EH1PRE

EH1PRE

NOT ON FILE

QUESTION TEXT:

People today are faced with many decisions about their health care – for example whether to start or change a medicine. We want to know how you prefer to have doctors and family or friends help with decisions.

PRESS 1 AND ENTER TO CONTINUE

EH1

eh2advisedoc

R2 EH1 MAKE DECISION WITH DOCTOR

QUESTION TEXT:

SHOWCARD EH1

Thinking about {your/{SP}'s} doctors first, {do you/ does {SP}} prefer to make decisions: without much advice from them, get their advice and then make decisions, make decisions together, or leave decisions up to them?

CODES

- 1 MAKE DECISIONS WITHOUT MUCH ADVICE FROM THEM
- 2 GET THEIR ADVICE AND THEN MAKE DECISIONS
- 3 MAKE DECISIONS TOGETHER
- 4 LEAVE DECISIONS UP TO THEM
- REFUSED
- DON'T KNOW

EH2

eh2advicefam

R2 EH2 MAKE DECISION WITH FAMILY

QUESTION TEXT:

SHOWCARD EH1

Now thinking about {your/{SP}'s} family and close friends, {do you/does {SP}} prefer to make decisions: without much advice from them, get their advice and then make decisions, make decisions together, or leave decisions up to them?

CODES

- 1 MAKE DECISIONS WITHOUT MUCH ADVICE FROM THEM
- 2 GET THEIR ADVICE AND THEN MAKE DECISIONS
- 3 MAKE DECISIONS TOGETHER
- 4 LEAVE DECISIONS UP TO THEM
- REFUSED
- DON'T KNOW

EH3PRE**EH3PRE**

NOT ON FILE

QUESTION TEXT:

SPECIFY REASON FOR PROXY People today are asked by their doctors and other health care providers to do many things to stay healthy or treat health problems -- for example, manage medicines, get tests and lab work done, watch weight and blood pressure, or have yearly exams.

PRESS 1 AND ENTER TO CONTINUE

EH3**eh2medmgmt**

R2 EH3 MANAGE MEDICAL CARE

QUESTION TEXT:

SHOW CARD EH2

How {do you/does {SP}} usually handle these things? {Do you/Does {he/she}} handle these things mostly by {yourself/himself/herself}, handle them together with family or close friends, family or close friends mostly handle these things, or does it vary?

IF NEEDED: These things include managing medicines, getting tests and lab work done, watching weight and blood pressure, or having yearly exams.

CODES

- | | |
|---|-------------------------------------------------------|
| 1 | HANDLE MOSTLY BY SELF |
| 2 | HANDLE TOGETHER WITH
FAMILY OR CLOSE FRIENDS |
| 3 | FAMILY OR CLOSE FRIENDS
MOSTLY HANDLE THESE THINGS |
| 4 | IT VARIES
REFUSED
DON'T KNOW |

BOX EH4**BOX EH4**

NOT ON FILE

QUESTION TEXT:

If EH3= 3 (FAMILY/FRIENDS HANDLE), go to EH5.

Otherwise, go to EH4.

EH4**eh2meddif**

R2 EH4 DIFF MANAGE MEDICAL CARE

QUESTION TEXT:

How often are the things {you are/{SP} is} asked to do to stay healthy or treat health problems hard for {you/{him/her}} to do? Would you say never, rarely, sometimes, or often?

IF NEEDED: These things include managing medicines, getting tests and lab work done, watching weight and blood pressure, or having yearly exams.

CODES

- | | |
|---|-----------|
| 1 | NEVER |
| 2 | RARELY |
| 3 | SOMETIMES |

4
OFTEN
REFUSED
DON'T KNOW

BOX EH5**BOX EH5**

NOT ON FILE

QUESTION TEXT:

If EH3= 2 (HANDLE TOGETHER) or 4 (VARIES), go to EH5.

Otherwise, go to EH6.

EH5**eh2medfamdif**

R2 EH5 DIFF FAMILY MANAGE CARE

QUESTION TEXT:

How often are these things difficult for {your/{SP}'s} family or close friends to handle? Would you say never, rarely, sometimes, or often?

IF NEEDED: These things include managing medicines, getting tests and lab work done, watching weight and blood pressure, or having yearly exams.

CODES

1 NEVER
2 RARELY
3 SOMETIMES
4 OFTEN
REFUSED
DON'T KNOW

EH6**eh2meddelay**

R2 EH6 DELAY IN MANAGE MED CARE

QUESTION TEXT:

How often do these things that {you are/{SP} is} asked to do to stay healthy or treat a health problem get delayed or not get done? Would you say never, rarely, sometimes, or often?

IF NEEDED: These things include managing medicines, getting tests and lab work done, watching weight and blood pressure, or having yearly exams.

CODES

1 NEVER
2 RARELY
3 SOMETIMES
4 OFTEN
REFUSED
DON'T KNOW

BOX EH7**BOX EH7**

NOT ON FILE

QUESTION TEXT:

If PROXY flag = 1 (YES) or EH6=1 (NEVER), go to Section CL – Closing.
Otherwise, go to EH7.

QUESTION TEXT:

How often do you feel that doctors and other health care providers ask you to do too much to stay healthy or treat health problems? Would you say never, rarely, sometimes, or often?

IF NEEDED: These things include managing medicines, getting tests and lab work done, watching weight and blood pressure, or having yearly exams.

CODES

- | | |
|---|------------|
| 1 | NEVER |
| 2 | RARELY |
| 3 | SOMETIMES |
| 4 | OFTEN |
| | REFUSED |
| | DON'T KNOW |

PROGRAMMER INSTRUCTIONS:

Go to Section CL -- Closing.

NHATS Round 2

Section EP [END OF LIFE PLANS AND CARE]

Sequence: 38

EP1PRE

EP1PRE

NOT ON FILE

QUESTION TEXT:

These last few questions are about planning for care at the end of life.
PRESS 1 AND ENTER TO CONTINUE

EP1

ep2eoltalk

R2 EP1 TALK END OF LIFE CARE

QUESTION TEXT:

{Have you/Has SP} talked to anyone about the types of medical treatment {you want or don't want/he/she wants or doesn't want} if {you become/SP becomes} seriously ill in the future?

CODES

1	YES	
2	NO	EP3
	REFUSED	EP3
	DON'T KNOW	EP3

EP2

ep2eoltalk2 to ep2eoltalk92

R2 EP2 PRSN TALK "relationship"

QUESTION TEXT:

How is that person related to {you/SP}?

PROBE: Anyone else?

SELECT ALL THAT APPLY

PRESS F1 FOR HELP SCREEN

CODES

2	SPOUSE/PARTNER
3	DAUGHTER
4	SON
5	DAUGHTER-IN-LAW
6	SON-IN-LAW
7	STEPDAUGHTER
8	STEPSON
9	SISTER
10	BROTHER
11	SISTER-IN-LAW
12	BROTHER-IN-LAW
13	MOTHER
14	STEPMOTHER
15	MOTHER-IN-LAW
16	FATHER

17	STEPFATHER
18	FATHER-IN-LAW
19	GRANDDAUGHTER
20	GRANDSON
21	NIECE
22	NEPHEW
23	AUNT
24	UNCLE
25	COUSIN
26	STEPDAUGHTER'S SON/DAUGHTER
27	STEPSON'S SON/DAUGHTER
28	DAUGHTER-IN-LAW'S SON/DAUGHTER
29	SON-IN-LAW'S SON/DAUGHTER
30	BOARDER/RENTER
31	PAID AIDE/HOUSEKEEPER/EMPLOYEE
32	ROOMMATE
33	EX-WIFE/EX-HUSBAND
34	BOYFRIEND/GIRLFRIEND
35	NEIGHBOR
36	FRIEND
37	SERVICE/SOMEONE FROM THE PLACE SP LIVES
38	CO-WORKER
39	MINISTER, PRIEST, OR OTHER CLERGY
40	PSYCHIATRIST, PSYCHOLOGIST, COUNSELOR, OR THERAPIST
91	OTHER RELATIVE
92	OTHER NONRELATIVE

EP3

ep2poweratty

R2 EP3 POWER OF ATTORNEY

QUESTION TEXT:

{Have you/Has SP} made any legal arrangements for someone to make decisions about {your/his/her} medical care if {you become/SP becomes} unable to make those decisions {yourself/himself/herself}? This is sometimes called a durable power of attorney for health care.

CODES

1	YES	
2	NO	EP5
	REFUSED	EP5
	DON'T KNOW	EP5

EP4

ep2eolpow2 to ep2eolpow92

R2 EP4 POW "relationship"

QUESTION TEXT:

How is the person who will make decisions related to {you/SP}?

PROBE: Anyone else?

SELECT ALL THAT APPLY

PRESS F1 FOR HELP SCREEN

CODES

2	SPOUSE/PARTNER
3	DAUGHTER
4	SON
5	DAUGHTER-IN-LAW
6	SON-IN-LAW
7	STEPDAUGHTER
8	STEPSON
9	SISTER
10	BROTHER
11	SISTER-IN-LAW
12	BROTHER-IN-LAW
13	MOTHER
14	STEPMOTHER
15	MOTHER-IN-LAW
16	FATHER
17	STEPFATHER
18	FATHER-IN-LAW
19	GRANDDAUGHTER
20	GRANDSON
21	NIECE
22	NEPHEW
23	AUNT
24	UNCLE
25	COUSIN
26	STEPDAUGHTER'S SON/DAUGHTER
27	STEPSON'S SON/DAUGHTER
28	DAUGHTER-IN-LAW'S SON/DAUGHTER
29	SON-IN-LAW'S SON/DAUGHTER
30	BOARDER/RENTER
31	PAID AIDE/HOUSEKEEPER/EMPLOYEE
32	ROOMMATE
33	EX-WIFE/EX-HUSBAND
34	BOYFRIEND/GIRLFRIEND
35	NEIGHBOR
36	FRIEND
37	SERVICE/SOMEONE FROM THE PLACE SP LIVES
38	CO-WORKER
39	MINISTER, PRIEST, OR OTHER CLERGY
40	PSYCHIATRIST, PSYCHOLOGIST, COUNSELOR, OR THERAPIST
91	OTHER RELATIVE
92	OTHER NONRELATIVE

EP5

ep2livngwill

R2 EP5 HAS LIVING WILL

QUESTION TEXT:

{Do you/Does SP} have a living will or advance directive? These are written instructions about the type of medical treatment you would want to receive if you were unconscious or unable to communicate.

1	YES
2	NO
	REFUSED
	DON'T KNOW

BOX EP6PRE**BOX EP6PRE**

NOT ON FILE

QUESTION TEXT:

If PROXY FLAG = 1 (YES), go to Section CL - Closing.
Otherwise, go to EP6PRE.

EP6PRE**EP6PRE**

NOT ON FILE

QUESTION TEXT:

Next, suppose you were at the end of your life, and you had a serious illness.

PRESS 1 AND ENTER TO CONTINUE

CODES

- 1 RECEIVE ALL TREATMENTS
- 2 STOP/REJECT ALL TREATMENTS
REFUSED
DON'T KNOW

EP6**ep2paintrmnt**

R2 EP6 CARE IF IN CONSTANT PAIN

QUESTION TEXT:

What if you could speak, walk, and recognize others, but you were in constant, severe physical pain?
Would you want to receive life-prolonging treatments or stop all treatments?

CODES

- 1 RECEIVE ALL TREATMENTS
- 2 STOP/REJECT ALL TREATMENTS
REFUSED
DON'T KNOW

EP7**ep2talkrmnt**

R2 EP7 CARE IF CANT TALK WALK

QUESTION TEXT:

What if you were not in pain, but could not speak, walk, or recognize others? Would you want to receive life- prolonging treatments or stop all treatments?

CODES

- 1 RECEIVE ALL TREATMENTS
- 2 STOP/REJECT ALL TREATMENTS
REFUSED
DON'T KNOW

EP8APRE**EP8APRE**

NOT ON FILE

QUESTION TEXT:

Some people develop difficulties in doing everyday activities as they age. We are interested in people's ideas about how best to provide care when this happens.

PRESS 1 AND ENTER TO CONTINUE

EP8A

ep2bstcre

R2 EP8A BEST CARE FOR PAT

DISPLAY INSTRUCTIONS:

Display “he” if preloaded gender of SP = 1 (MALE).
Display “she” if preloaded gender of SP = 2 (FEMALE).

QUESTION TEXT:

SHOWCARD EP1

Imagine a person named Pat, who is 80 years old with health problems. Because of these problems, he/she} needs someone to help with bathing, dressing and getting around inside. Please look at this card and tell me what would be best for Pat?

- | | | |
|---|--------------------------------------------------------------------------|-----|
| 1 | LIVING IN THEIR OWN HOME
WITH HELP FROM FRIENDS AND
FAMILY | |
| 2 | LIVING IN THEIR OWN HOME
WITH HELP FROM SOMEONE
PAID TO COME IN | |
| 3 | LIVING WITH AN ADULT CHILD | |
| 4 | LIVING IN AN ASSISTED LIVING
FACILITY OR CONTINUING CARE
RESIDENCE | |
| 5 | LIVING IN A NURSING HOME
REFUSED | EP9 |
| | DON'T KNOW | EP9 |

EP8B

ep2sndbstcre

R2 EP8B SECOND BEST CARE FOR PAT

DISPLAY INSTRUCTIONS:

Display “he” if preloaded gender of SP = 1 (MALE). Display
“she” if preloaded gender of SP = 2 (FEMALE).

QUESTION TEXT:

SHOWCARD EP1

[Imagine a person named Pat, who is 80 years old with health problems. Because of these problems, {he/she} needs someone to help with bathing, dressing and getting around inside. Please look at this card and tell me what would be best for Pat?]

What do you think is next or second best?

- | | |
|---|-----------------------------------------------------------------------|
| 1 | LIVING IN THEIR OWN HOME WITH HELP FROM FRIENDS
AND FAMILY |
| 2 | LIVING IN THEIR OWN HOME WITH HELP FROM SOMEONE
PAID TO COME IN |
| 3 | LIVING WITH AN ADULT CHILD |
| 4 | LIVING IN AN ASSISTED LIVING FACILITY OR CONTINUING
CARE RESIDENCE |
| 5 | LIVING IN A NURSING HOME |

REFUSED
DON'T KNOW

PROGRAMMER INSTRUCTIONS:

Do not allow code selected at EP8A to be selected at EP8B.

If code selected at EP8B = code selected at EP8A, display message "RESPONSE ALREADY SELECTED AS FIRST OPTION. SELECT A DIFFERENT OPTION."

EP9

ep2money

R2 EP9 FUTURE CARE USE MST MONEY

QUESTION TEXT:

Now, please think about the kind of daily care that you might need in the future.
Do you think that paying someone to care for you will use up most of your money?

CODES

- | | |
|---|------------------------------------------------------------|
| 1 | YES |
| 2 | NO |
| 3 | DOESN'T HAVE ANY
MONEY TO PAY A
CAREGIVER |
| 4 | WOULD NOT USE A PAID
CAREGIVER
REFUSED
DON'T KNOW |

PROGRAMMER INSTRUCTIONS:

Go to Section CL -- Closing.

NHATS Round 2

Section IR [INTERVIEWER REMARKS]

Sequence: 39

IR1A1 **ir2intlang** R2 IR1A1 INTERVIEW LANGUAGE

QUESTION TEXT:

What language did you use to conduct this interview?

CODES

1	English	IR1
2	Spanish	IR1
3	Other (specify)	

IR1A2 **IR1A2** NOT ON FILE

QUESTION TEXT:

Specify language used to conduct interview.

ENTER TEXT

Length 25

IR1 **IR1** NOT ON FILE

QUESTION TEXT:

Was the SP interview completed in person or by telephone?

ENTER TEXT

Length 500

IR1A **IR1A** NOT ON FILE

QUESTION TEXT:

Describe why the SP interview was conducted by telephone.

CODES

1	In person	IR2
2	Telephone	

IR2 **ir2spattitud** R2 IR2 SP ATTITUDE TOWARD INTVW

QUESTION TEXT:

In general, what was the respondent's attitude toward the interview?

CODES

- | | |
|---|---------------------------------------------|
| 1 | Friendly and interested |
| 2 | Cooperative but not particularly interested |
| 3 | Impatient and restless |
| 4 | Hostile |

IR3

IR3

NOT ON FILE

QUESTION TEXT:

In general, how was the respondent's understanding of the questions?

CODES

- | | | |
|---|------|---------|
| 1 | Good | Box IR4 |
| 2 | Fair | |
| E | Poor | |

IR3A

ir2undrstand

R2 IR3 SP UNDERSTAND QUESTION

QUESTION TEXT:

Select any issues that may have affected respondent's understanding of the questions

Select all that apply.

CODES

Code All That Apply

- | | | |
|----|-----------------------------|---------|
| 1 | Hearing problems | BOX IR4 |
| 2 | Language barrier | BOX IR4 |
| 3 | SP has Alzheimer's/Dementia | BOX IR4 |
| 91 | Other (Specify) | |

IR3B

IR3B

NOT ON FILE

QUESTION TEXT:

Describe any circumstances that may have affected respondent's understanding of the questions.

ENTER TEXT

Length

500

BOX IR4

BOX IR4

NOT ON FILE

If DECEASED flag = 1 (YES), go to IR23.

Else if PROXY flag = 1 (yes), go to IR4.

Otherwise go to IR6

IR4

ir2sppresent

R2 IR4 AMT OF INTERVIEW SP PRESENT

QUESTION TEXT:

About how much of the interview was the SP present for?

CODES

1	All of the time	IR6
2	Most of the time	IR6
3	Some of the time	IR6
4	Only for the cognition and/or performance parts	IR6
5	None of the time	

IR5

ir2sppresreas1	R2 IR5 REASON SP NOT PRESENT_SLEEP
ir2sppresreas2	R2 IR5 REASON SP NOT PRESENT_2ILL
ir2sppresreas3	R2 IR5 REASON SP NOT PRESENT_ALZH
ir2sppresreas4	R2 IR5 REASON SP NOT PRESENT_PROXYREQ
ir2sppresreas5	R2 IR5 REASON SP NOT PRESENT_INFCLTY
ir2sppresreas6	R2 IR5 REASON SP NOT PRESENT_OTHSFPY

QUESTION TEXT:

Select reason(s) why the SP wasn't present for the interview?

CODES

1	SP was sleeping	IR6
2	SP was too ill	IR6
3	SP has Alzheimer's/Dementia	IR6
4	Proxy request	IR6
5	SP in facility	IR6
91	Other (Specify)	

IR5A

IR5A

NOT ON FILE

QUESTION TEXT:

Explain why the SP wasn't present for the interview.

ENTER TEXT

Length

500

IR6

ir2intvwhelp

R2 IR6 ANYONE HELP WITH INTVW

DISPLAY INSTRUCTIONS:

If PROXY flag = 1 (yes), display "and the proxy".

QUESTION TEXT:

Besides the SP {and the proxy}, was there anyone else who helped answer questions during the interview?

CODES

1	Yes
---	-----

2	No	BOX IR7
3	Interview was conducted by telephone	BOX IR7

IR6A	ir2prsnhlp1	R2 IR6A SPOUSE HELPED WITH INTVW
	ir2prsnhlp2	R2 IR6A CHILD HELPED WITH INTVW
	ir2prsnhlp3	R2 IR6A RELATIVE HELP WITH INTVW
	ir2prsnhlp4	R2 IR6A FRIEND HELPED WITH INTVW
	ir2prsnhlp5	R2 IR6A STAFF HELPED WITH INTVW
	ir2prsnhlp6	R2 IR6A AIDE HELPED WITH INTVW
	ir2prsnhlp91	R2 IR6A OTHER HELPED WITH INTVW

QUESTION TEXT:

Select any issues that may have affected respondent's understanding of the questions

Select all that apply.

CODES	Code All That Apply
1	Spouse/Partner
2	Child of SP
3	Other relative
4	Friend/Neighbor
5	Staff person from place Sp lives
6	Personal helper/aide
91	Other

BOX IR7	BOX IR7	NOT ON FILE
----------------	----------------	-------------

If IR4 = 5 (none of the time), go to IR8.

Otherwise, go to IR7.

IR7	IR7	NOT ON FILE
------------	------------	-------------

QUESTION TEXT:

Did you encounter any problems or issues with administering the SP cognition section?

CODES	
1	Yes
2	No
3	Not Administered

IR8

IR7A	IR7A	NOT ON FILE
-------------	-------------	-------------

QUESTION TEXT:

Describe the SP cognition section problems, issues, or reasons not administered.

ENTER TEXT

Length

500

IR8

IR8

NOT ON FILE

QUESTION TEXT:

Did you encounter any problems or issues with CAPI?

CODES

1 Yes

2 No

BOX IR10

IR8A

IR8A

NOT ON FILE

QUESTION TEXT:

Describe problem or issues with CAPI.

ENTER TEXT

Length

500

BOX IR10

BOX IR10

NOT ON FILE

If IR4 = 5 (none of the time), go to IR12.

Otherwise, go to IR10.

IR10

IR10

NOT ON FILE

QUESTION TEXT:

Did you encounter any problems or issues with administering the physical activities?

CODES

1 Yes

2 No

3 Not Administered

IR10B

IR10A

IR10A

NOT ON FILE

QUESTION TEXT:

Describe the physical activities problems, issues, or reasons not administered.

ENTER TEXT

Length

500

IR10B

ir2demolang1

R2 PHYS ACT DEMO SAFETY TRANS

QUESTION TEXT:

Was the physical activities demonstration or the safety question "Do you think it would be safe to try this?"

Translate for the SP into a language other than English or Spanish?

CODES

1	Yes	
2	No	IR11

IR10C**ir2demolang2 (Sensitive)**

R2 PHYS ACT DEMO SAFETY LANG

QUESTION TEXT:

What language was the physical activity demonstration or the safety question “Do you think it would be safe to try this?” translated into?

CODES

1	Arabic
2	Armenian
3	Bengali
4	Chinese - Cantonese
5	Chinese - Mandarin
6	Creole
7	Czech
8	Farsi
9	French
10	German
11	Greek
12	Guajarat
13	Hindi
14	Hungarian
15	Italian
16	Japanese
17	Korean
18	Laotian
19	Lithuanian
20	Panjabi
21	Polish
22	Portuguese
23	Russian
24	Slovak
25	Tagalog
26	Thai
27	Urdu
28	Vietnamese
91	Other (Specify)

PROGRAMMER INSTRUCTIONS:

If IR10C=1-28, go to IR11.
Otherwise, go to IR10D.

IR10D**IR10D**

NOT ON FILE

QUESTION TEXT:

Enter the other language that the physical activities were translated into.

ENTER TEXT

Length

25

IR11

ir2strprob

R2 IR11 PROBLEMS ADMIN STROOP

QUESTION TEXT:

Did you encounter any problems or issues administering the STROOP task?

CODES

1	Yes	
2	No	IR12
3	Not Administered	

IR11A

IR11A

NOT ON FILE

QUESTION TEXT:

Describe the STROOP task problems, issues, or reasons not administered.

ENTER TEXT

Length

500

IR12

ir2sessions

R2 IR12 MORE ONE INTVW SESSION

QUESTION TEXT:

Did you have to complete the SP interview in more than one session?

CODES

1	Yes	
2	No	IR12C

IR12A

ir2sessrsn1

R2 IR12A MORE 1 SESSION SP TIRED

ir2sessrsn2

R2 IR12A MORE 1 SESSION SP ILL

ir2sessrsn3

R2 IR12A MORE 1 SESSION SCHEDULE

ir2sessrsn91

R2 IR12A MORE 1 SESSION OTHER

QUESTION TEXT:

Select reason(s) for completing interview in more than 1 session.

Select all that apply

CODES

1	SP/Proxy too tired to complete in 1 session
2	SP/Proxy felt poorly/ill/SP's health
3	Schedule conflict for respondent
91	Other (Specify)

PROGRAMMER INSTRUCTIONS:

If 91 selected by itself or with any other response, go to IR12B.

Otherwise, go to IR12C.

IR12B

IR12B

NOT ON FILE

QUESTION TEXT:

Describe other reason why the interview was completed in more than 1 session.

ENTER TEXT

Length

500

IR12C

ir2conhomapt

R2 IR12C INTRV CONDTD AT HME/APT

QUESTION TEXT:

Was the entire interview conducted inside SP's home/apartment/unit?

CODES

1	Yes	IR12E
2	No	
3	Entire interview conducted by telephone	IR12E

IR12D

IR12D

NOT ON FILE

QUESTION TEXT:

Describe where the interview was completed and why it was not administered in SP's home/apartment/unit.

ENTER TEXT

Length

500

IR12E

ir2insidhome

R2 IR12E GO INSIDE HOME/APT/UNIT

QUESTION TEXT:

Did you go inside SP's home/apartment/unit?

CODES

1	Yes
2	No

BOX IR13

BOX IR13

NOT ON FILE

If IR12C = 1 (ENTIRE INTERVIEW IN HOME) or IR12E = 1 (WENT INSIDE HOME), go to IR13.

Otherwise, go to IR15.

IR13

ir2condihom1

R2 IR13 PAINT PEELING IN SP HOME

ir2condihom2	R2 IR13 PESTS IN SP HOME
ir2condihom3	R2 IR13 BROKN FURNITURE SP HOME
ir2condihom4	R2 IR13 FLOORING NEEDS REPAIR
ir2condihom5	R2 IR13 HOM OTHR TRIPPING HAZRD

DISPLAY INSTRUCTIONS:

Use "Same Question Stem" display.
If at IR13a, do not display question text in brackets.
Otherwise, display question text in brackets.

QUESTION TEXT:

{{}}Inside the SP's home/apartment/unit, did you observe...{{}}

{variable text [a-e]}

RESPONSE [1] a. peeling or flaking paint?
RESPONSE [2] b. evidence of pests (e.g., cockroaches, rodents, etc.)?
RESPONSE [3] c. broken furniture or lamps?
RESPONSE [4] d. flooring in need of repair (e.g., torn carpet, broken tiles, split wood)?
RESPONSE [5] e. other tripping hazards (e.g., pathways not clear, throw rugs not secured, electrical cords in path)?

CODES

1	Yes
2	No

PROGRAMMER INSTRUCTIONS:

Array the responses and variable text columns in the panel.
Display 'variable text' in the a-e sequence until all rows have been displayed.

IR14	ir2clutter1	R2 IR14 CLUTTR IN INTERVIEW ROOM
	ir2clutter2	R2 IR14 CLUTTR IN OTHR SP ROOMS

DISPLAY INSTRUCTIONS:

Use "Same Question Stem" display.
If at IR14a, do not display question text in brackets.
Otherwise, display question text in brackets.

If at IR14b, display response option 4, "Could not see other rooms".

QUESTION TEXT:

{{}}How cluttered...{{}}

{variable text [a-b]}

RESPONSE [1] a. was the room where the interview was held?
RESPONSE [2] b. were the other rooms in the SP's home/apartment/unit?

CODES

1	Not at all cluttered
2	Somewhat cluttered
3	Very cluttered
4	Could not see other rooms

PROGRAMMER INSTRUCTIONS:

Array the responses and variable text columns in the panel.

Display 'variable text' in the a-b sequence until all rows have been displayed.

IR15**ir2areacond1**

R2 IR15 LITTER GLASS ON SDWLK ST

ir2areacond2

R2 IR15 GRAFFITI ON BUILDG WALLS

ir2areacond3

R2 IR15 VACANT HOUSES OR STORES

DISPLAY INSTRUCTIONS:

Use "Same Question Stem" display.

If at IR15a, do not display question text in brackets.

Otherwise, display question text in brackets.

QUESTION TEXT:

REFER TO THE HOME ENVIRONMENT CHECKLIST EC2a-c ITEMS WHEN ANSWERING THESE QUESTIONS.

{{}} When standing in front of the SP's home/building, and looking around in every direction, how much of the following did you see?{{}}

{variable text [a-c]}

RESPONSE [1] a. Litter, broken glass, or trash, on sidewalks and streets?

RESPONSE [2] b. Graffiti on buildings and walls?

RESPONSE [3] c. Vacant or deserted houses or storefronts?

CODES

- | | |
|---|-------------------|
| 1 | None |
| 2 | A Little |
| 3 | Some |
| 4 | A lot |
| 5 | Could not observe |

PROGRAMMER INSTRUCTIONS:

Array the responses and variable text columns in the panel.

Display 'variable text' in the a-c sequence until all rows have been displayed.

IR16**ir2condhome1**

R2 IR16 BROKEN WINDOWS IN HOME

ir2condhome2

R2 IR16 CRUMBLING FOUNDTN IN HOME

ir2condhome3

R2 IR16 MISSING BRCKS SIDNG IN HM

ir2condhome4

R2 IR16 ROOF PROBLEM IN HOME

ir2condhome5

R2 IR16 BROKEN STEPS TO HOME

ir2condhome6

R2 IR16 CONTINUOUS SIDEWALKS

DISPLAY INSTRUCTIONS:

Use "Same Question Stem" display.

If at IR16a, do not display question text in brackets.

Otherwise, display question text in brackets.

QUESTION TEXT:

REFER TO THE HOME ENVIRONMENT CHECKLIST EC3a-F ITEMS WHEN ANSWERING THESE QUESTIONS.

{{Standing in front of the SP's home/building, did it have...}}

{variable text [a-f]}

RESPONSE [1] a. any broken or boarded up windows?

RESPONSE [2] b. a crumbling foundation or open holes?

RESPONSE [3] c. missing bricks, siding, or other outside materials?

RESPONSE [4] d. roof problems (e.g., missing material, sagging, or a hole in roof)?

RESPONSE [5] e. uneven walking surfaces or broken steps in the area leading to the home/building?

RESPONSE [6] f. continuous sidewalks in both directions?

CODES

1	Yes
2	No
7	Could not observe

PROGRAMMER INSTRUCTIONS:

Array the responses and variable text columns in the panel.

Display 'variable text' in the a-f sequence until all rows have been displayed.

IR17**IR17**

NOT ON FILE

QUESTION TEXT:

Are there any driving directions that you'd like to enter for the next round interviewer

CODES

1	Yes	
2	No	IR23

IR17A**IR17A**

NOT ON FILE

QUESTION TEXT:

Provide driving directions for the next round interviewer.

ENTER TEXT

Length

500

IR23**IR23**

NOT ON FILE

QUESTION TEXT:

Is there any information you have recorded in the CAPI SP interview that you would like the Home Office staff to correct?

CODES

1	Yes	
2	No	IR24

IR23A**IR23A**

NOT ON FILE

QUESTION TEXT:

Describe information you have recorded in the CAPI SP interview that you would like the Home Office staff to correct.

ENTER TEXT

Length

500

IR24

IR24

NOT ON FILE

QUESTION TEXT:

Are there any other comments about the case or the interviewing situation you would like to make?

CODES

1 Yes

2 No

IR25

IR24A

IR24A

NOT ON FILE

QUESTION TEXT:

Describe other comments about the case or interviewing situation.

ENTER TEXT

Length

500

IR25

IR25

NOT ON FILE

QUESTION TEXT:

Press 1 and Enter to return to IMS

PROGRAMMER INSTRUCTIONS:

Return to IMS.

Finalize SP IRQ task as complete (code 20).

NHATS Round 2

Section FQ [FACILITY STAFF QUESTIONNAIRE]

Sequence: 40

FQ1PRE

FQ1PRE

NOT ON FILE

DISPLAY INSTRUCTIONS:

If CMS DODFLAG=1 (DECEASED), display "CMS REPORTED {SP} WAS DECEASED. CONFIRM WITH FACILITY THAT THE SP IS ALIVE BEFORE CONTINUING. IF THE SP IS DECEASED, BREAKOFF AND COMPLETE THE NHATS INTERVIEW WITH THE FACILITY RESPONDENT."

QUESTION TEXT:

YOU HAVE SELECTED THE FACILITY STAFF QUESTIONNAIRE (FQ) FOR CASE

{CASE ID}, {SP}

{CMS REPORTED {SP} WAS DECEASED. CONFIRM WITH FACILITY THAT THE SP IS ALIVE BEFORE CONTINUING. IF THE SP IS DECEASED, BREAKOFF AND COMPLETE THE NHATS INTERVIEW WITH THE FACILITY RESPONDENT.}

IF THIS IS THE CORRECT CASE AND {SP} IS ALIVE, PRESS 1 AND ENTER TO CONTINUE

TO SELECT ANOTHER CASE OR TASK, BREAKOFF AND SELECT THE CORRECT CASE ID AND TASK FROM THE IMS

FQ1Consent

FQ1Consent

NOT ON FILE

QUESTION TEXT:

During the course of the study, we would like to record some of the questions and answers for training and data quality. I'd like to continue now unless you have any questions.

PRESS 1 AND ENTER TO CONTINUE

IF RESPONDENT REFUSES TO ALLOW AUDIO RECORDING, PRESS 7 AND ENTER

CODES

1

CONSENT TO RECORDING

FQ1A

7

REFUSE CONSENT TO RECORD

FQ1NotRec

FQ1NotRec

NOT ON FILE

That's fine. The interview will not be recorded.

PRESS 1 AND ENTER TO CONTINUE

FQ1A

FQ1A

NOT ON FILE

DISPLAY INSTRUCTIONS:

Display "FIRST" in bold underlined text.

Display FQ1a and FQ1b on the same screen.

QUESTION TEXT:

First, I would like to confirm your name and contact information.

What is your name?

ENTER FIRST NAME. CONFIRM SPELLING.

ENTER TEXT

Length

25

FQ1B

FQ1B

NOT ON FILE

DISPLAY INSTRUCTIONS:

Display "LAST" in bold underlined text.

Display FQ1a and FQ1b on the same screen.

QUESTION TEXT:

ENTER LAST NAME. CONFIRM SPELLING.

ENTER TEXT

Length

25

FQ2

FQ2

NOT ON FILE

QUESTION TEXT:

What is your job title?

ENTER TEXT

Length

50

FQ3A

FQ3A

NOT ON FILE

DISPLAY INSTRUCTIONS:

Display FQ3a, 3b, 3c, 3d, and 3e on the same screen.

Display "address" as underlined text.

QUESTION TEXT:

What is the mailing address here?

CONFIRM SPELLING

ENTER TEXT

Length

25

PROGRAMMERS INSTRUCTIONS:

If Breakoff at or before this screen, do not save any FQ data and set FQ task status = 11 (READY).

FQ3B

FQ3B

NOT ON FILE

DISPLAY INSTRUCTIONS:

Display FQ3a, 3b, 3c, 3d, and 3e on the same screen.
Display "address" as underlined text.

QUESTION TEXT:

[What is the mailing address here?]

CONFIRM SPELLING

IF NO APT/SUITE NUMBER, PRESS ENTER TO CONTINUE

ENTER TEXT

Length

25

PROGRAMMERS INSTRUCTIONS:

Allow empty

FQ3C

fq2facadcity (Restricted)

R2 FQ3C FAC ADDRESS CITY

DISPLAY INSTRUCTIONS:

Display FQ3a, 3b, 3c, 3d, and 3e on the same screen.
Display "city" as underlined text.

QUESTION TEXT:

[What is the city?]

CONFIRM SPELLING

ENTER TEXT

Length

25

FQ3D

fq2facadstat (Restricted)

R2 FQ3D FACIL ADDRESS STATE

DISPLAY INSTRUCTIONS:

Display FQ3a, 3b, 3c, 3d, and 3e on the same screen.
Display "state" as underlined text.

QUESTION TEXT:

[What is the state?]

TYPE THE FIRST LETTER OF THE STATE, THEN USE ARROW KEYS IF NEEDED TO LOCATE STATE, AND PRESS
ENTER TO SELECT

PROGRAMMERS INSTRUCTIONS:

Use lookup file of state names

FQ3E

fq2facaddzip (Restricted)

R2 FQ3E FAC ADDRESS ZIP CODE

DISPLAY INSTRUCTIONS:

Display FQ3a, 3b, 3c, 3d, and 3e on the same screen.
Display "zip code" as underlined text.

QUESTION TEXT:

[What is the zip code?]

ENTER A 5-DIGIT ZIP CODE

ENTER TEXT

Length

5

PROGRAMMERS INSTRUCTIONS:

5-digit entry required. If less than 5 digits entered, display Error Message #11.

FQ3F**FQ3F**

NOT ON FILE

QUESTION TEXT:

What is the phone number here?

ENTER AREA CODE AND PHONE NUMBER

ENTER TEXT

Length

10

REFUSED

PROGRAMMERS INSTRUCTIONS:

Hard edit: if the answer from FQ3f contains less than 10 digits, display error message #12.

Use number input mask (xxx-xxx-xxxx) in the response field.

FQ4**FQ4**

NOT ON FILE

QUESTION TEXT:

What is your email address here?

ENTER 97 IF NOT EMAIL ADDRESS

ENTER TEXT

Length

50

REFUSED

FQ5**FQ5**

NOT ON FILE

DISPLAY INSTRUCTIONS:

Display “whole” as bold underlined text.

QUESTION TEXT:

What is the name of this place? If there are different names for certain parts of levels of care in this place, please tell me the name for the whole place.

ENTER TEXT

Length

75

FQ6**fq2dfacdescr**

R2 FQ6 FACILITY TYPE

DISPLAY INSTRUCTIONS:

Display text from FQ5 as FACILITY NAME.
Display "whole" as underlined text.

QUESTION TEXT:

SHOW CARD FQ1

Now I'm going to show you a list of places.

Which of these BEST describes {FACILITY NAME FROM FQ5}? Again, if there are different parts or levels of care in this place, please tell me about the whole place.

PRESS F1 FOR HELP SCREEN

CODES

1	FREE STANDING NURSING HOME	FQ15
2	FREE STANDING ASSISTED LIVING FACILITY	FQ7
3	NURSING HOME AND ASSISTED LIVING FACILITY	FQ7
4	CONTINUING CARE RETIREMENT COMMUNITY (CCRC)	FQ7
5	ADULT FAMILY CARE HOME	FQ15
6	GROUP HOME	FQ15
7	BOARD AND CARE HOME	FQ15
8	RETIREMENT COMMUNITY OR SENIOR HOUSING (NOT CCRC)	FQ7
91	OTHER (SPECIFY)	
	REFUSED	FQ7
	DON'T KNOW	FQ7

FQ6A

fq2dosfacd

R2 FQ6A OTHER SPECIFY FAC TYPE

QUESTION TEXT:

SPECIFY TYPE OF PLACE

ENTER TEXT

Length

50

FQ7

FQ7

NOT ON FILE

QUESTION TEXT:

Next, I need to confirm where {SP} is living.

PRESS 1 AND ENTER TO CONTINUE

FQ8

fq2prtlivnam

R2 FQ8 FAC NM DIFF4PLC SP LIVES

QUESTION TEXT:

Does the part of {PLACE NAME FROM FQ5} in which {SP} lives have a different name?

CODES

1	YES	
2	NO	FQ10
	REFUSED	FQ10
	DON'T KNOW	FQ10

FQ9**FQ9**

NOT ON FILE

QUESTION TEXT:

What is the name of {SP}'s area?

ENTER TEXT

Length

50

FQ10**fq2dfacarea**

R2 FQ10 FACILITY AREA SP LIVES

QUESTION TEXT:

Is the place where {SP} lives considered independent living, assisted living, a special care unit, a nursing home care unit, or something else?

CODES

1	INDEPENDENT LIVING	FQ12
2	ASSISTED LIVING	FQ12
3	SPECIAL CARE, MEMORY CARE, OR ALZHEIMER'S UNIT	FQ11
4	NURSING HOME	FQ12
91	OTHER (SPECIFY)	
	REFUSED	FQ12
	DON'T KNOW	FQ12

FQ10A**fq2dosfaca**

R2 FQ10A OTHER SPECIFY FAC AREA

QUESTION TEXT:

SPECIFY OTHER TYPE OF PLACE

ENTER TEXT

Length

50

PROGRAMMERS INSTRUCTIONS:Go to FQ12

FQ11**fq2assdnrsng**

R2 FQ11 ASSIST LIV OR NURSG HOME

QUESTION TEXT:

Is this special care unit part of an assisted living facility or is it part of a nursing home?

CODES

1	ASSISTED LIVING
2	NURSING HOME
	REFUSED
	DON'T KNOW

FQ12**fq2othrlevls**

R2 FQ12 OTH LEVELS OF CARE AVAIL

QUESTION TEXT:

Besides where {SP} lives, are there other levels of care available at {PLACE NAME FREOM FQ5} such as independent living, assisted living, a special care unit, or a nursing home care unit?

CODES

1	YES	FQ13
2	NO	FQ15
	REFUSED	FQ15
	DON'T KNOW	FQ15

FQ13

fq2whotlevl1	R2 FQ13 INDEPN DNT LIV CARE AVAIL
fq2whotlevl2	R2 FQ13 ASSISSTED LVNG CARE AVAIL
fq2whotlevl3	R2 FQ13 ALZHEIMER CARE AVAIL
fq2whotlevl4	R2 FQ13 NURSING HOME CARE AVAIL
fq2whotlevl5	R2 FQ13 OTHR SPECIFY CARE AVAIL

QUESTION TEXT:

What other levels of care are available?

SELECT ALL THAT APPLY

CODES

1	INDEPENDENT LIVING	FQ15
2	ASSISTED LIVING	FQ15
3	SPECIAL CARE, MEMORY CARE, OR ALZHEIMER'S UNIT	FQ15
4	NURSING HOME	FQ15
91	OTHER (SPECIFY)	FQ15
	REFUSED	FQ15
	DON'T KNOW	FQ15

FQ13A**FQ13A**

NOT ON FILE

QUESTION TEXT:

SPECIFY TYPE OF PLACE

ENTER TEXT

Length

50

FQ15

fq2servaval1	R2 FQ15 MEALS AVAIL
fq2servaval2	R2 FQ15 HELP WITH MEDS AVAIL
fq2servaval3	R2 FQ15 HELP W BATH DRESS AVAIL
fq2servaval4	R2 FQ15 LAUNDRY SERVCS AVAIL
fq2servaval5	R2 FQ15 HOUSEKEEPING SERV AVAIL
fq2servaval6	R2 FQ15 TRANSPRT MED CARE AVAIL
fq2servaval7	R2 FQ15 TRANSPRT TO STORE EVENT

fq2servaval8

R2 FQ15 RECREATIONAL FAC AVAIL

fq2servaval9

R2 FQ15 SOCIAL EVENTS AVAIL

DISPLAY INSTRUCTIONS:

Use "Same Question Stem" display

If at FQ15a, do not display question text in brackets.

Otherwise, display question text in brackets.

Display "at {SP}'s current level of care" and "offered" as bold underlined text.

QUESTION TEXT:

SHOW CARD FQ2

{{}}We are interested in the services that are available to people at {SP}'s current level of care.
Please look at this list. {{}}

{{}}For each service, please tell me if the service is offered to people at {SP}'s level of care. If the
service is offered, please also indicate whether it is part of {SP}'s package of services provided by
{PLACE NAME from FQ5} or if there is an extra charge for it. {{}}

{variable text [a-i]}

RESPONSE [1] a. Meals (in common dining areas or in resident's own rooms)?

RESPONSE [2] b. Help with medications?

RESPONSE [3] c. Help with bathing and dressing?

RESPONSE [4] d. Laundry services for linens or clothing? RESPONSE [5] e. Housekeeping services?

RESPONSE [6] f. A van or shuttle to doctors or other medical care providers?

RESPONSE [7] g. A van or shuttle to stores or events like concerts?

RESPONSE [8] h. Recreational facilities, like swimming pools, game rooms, or tennis courts, for residents?

RESPONSE [9] i. Organized social events and activities?

CODES

- | | |
|---|-------------------------------------------|
| 1 | YES, SERVICE PROVIDED AS PART OF PACKAGE |
| 2 | YES, SERVICE PROVIDED AT AN EXYTRA CHARGE |
| 3 | NO, SERVICE NOIT PROVIDED |
| | REFUSED |
| | DON'T KNOW |

PROGRAMMER INSTRUCTIONS:

Array the responses and Variable text columns in the panel.

Display 'variable text' in the a-i sequence until all rows have been displayed.

FQ16PRE

FQ16PRE

NOT ON FILE

QUESTION TEXT:

These next questions are about the sources of payment for {SP}'s care.
PRESS 1 AND ENTER TO CONTINUE

FQ16

fq2paysourc1

R2 FQ16 SP OR SP FAMILY PAYMENT

fq2paysourc2

R2 FQ16 SOC SEC SSI PAYMENT

fq2paysourc3

R2 FQ16 MEDICAID PAYMENT

fq2paysourc4

R2 FQ16 MEDICARE PAYMENT

fq2paysourc5

R2 FQ16 PRIVATE INSURANCE PAYMNT

fq2paysourc6

R2 FQ16 OTHR GOVT PAYMENT

DISPLAY INSTRUCTIONS:

Use "Same Question Stem" display

If at FQ16a, do not display question text in brackets.

Otherwise, display question text in brackets.

If FQ6= 1 (FREE STANDING NURSING HOME) or FQ10=4 (NURSING HOME), OR FQ11=2 (NURSING HOME), display FQ16d {Medicare}.

Display dollar amounts using commas to separate zeroes.

QUESTION TEXT:

SHOW CARD FQ3

{{}}In the last billing month for which you have complete payment information, what did each of these sources pay for {SP}'s care?{{}}

{{}}For each one, please tell me the total amount paid by each source for this part of {SP}'s care.{{}}

ENTER DOLLAR AMOUNT

ENTER ZERO IF NO PAYMENT FROM SOURCE

{variable text [a-f]}

RESPONSE [1] a. SP OR SP'S
FAMILY

RESPONSE [2] b. SOCIAL SECURITY OR SSI

RESPONSE [3] c. MEDICAID

RESPONSE [4] d. MEDICARE

RESPONSE [5] e. PRIVATE INSURANCE

RESPONSE [6] f. OTHER GOVERNMENT SOURCE (VA, STATE, COUNTY)

ENTER NUMBER

Range

Soft Range

0 to 26000

REFUSED

0 to 10000

DON'T KNOW

PROGRAMMER INSTRUCTIONS:

Array the responses and Variable text columns in the panel.

Display 'variable text' in the a-f sequence until all rows have been displayed.

BOX FQ17

BOX FQ17

NOT ON FILE

If DK or RF entered at FQ16 for any amount category, go to FQ19.

FQ17

fq2totalpaym

R2 FQ17 TOTAL PAYMENT FOR CARE

DISPLAY INSTRUCTIONS:

Display dollar amounts using comas to separate zeroes.

QUESTION TEXT:

That adds up to {TOTAL AMOUNT CALCULATED FROM FQ16}

Is that the total monthly payment for {SP}'s care?

CODES

1	YES	FQ19
2	NO	
	REFUSED	FQ19
	DON'T KNOW	FQ19

FQ18

fq2mnthlyamt

R2 FQ18 TOT MTHLY AMT FOR CARE

DISPLAY INSTRUCTIONS:

Display dollar amounts using comas to separate zeroes.

QUESTION TEXT:

Display dollar amounts using commas to separate zeroes.

ENTER AMOUNT

ENTER NUMBER

Range	0 to 26000
REFUSED	
DON'T KNOW	

FQ19

fq2primpayer

R2 FQ19 PRIMARY PAYER FOR CARE

DISPLAY INSTRUCTIONS:

If FQ6= 1 (FREE STANDING NURSING HOME) or FQ10=4 (NURSING HOME), OR FQ11=2 (NURSING HOME), display {Medicare,} and response category 4.

QUESTION TEXT:

Would you say the primary payer for {SP}'s care is {SP} or {his/her} family, Social Security, Medicaid, {Medicare,} or some other source?

CODES

1	SP/FAMILY	BOX FQ21
2	SOCIAL SECURITY/SSI	BOX FQ21
3	MEDICAID	BOX FQ21
4	MEDICARE	BOX FQ21
5	OTHER SOURCE	
	REFUSED	BOX FQ21
	DON'T KNOW	BOX FQ21

FQ20

fq2govsource

R2 FQ20 GOVERNMENT SOURCE

QUESTION TEXT:

Is that a government source?

CODES

- | | |
|---|------------|
| 1 | YES |
| 2 | NO |
| | REFUSED |
| | DON'T KNOW |

BOX FQ21

BOX FQ21

NOT ON FILE

If R1 final disposition code was code 61 (Final NH complete) or code 64 (Final FQ, SP not complete), go to FQ21.

Otherwise, go to FQ29

FQ21

FQ21

NOT ON FILE

QUESTION TEXT:

I would like to confirm that {SP}'s name is {SP'S MIDDLE NAME} {SP'S LAST NAME}. Is that correct?

CODES

- | | | |
|---|------------|------|
| 1 | YES | FQ22 |
| 2 | NO | |
| | REFUSED | |
| | DON'T KNOW | |

FQ21A

FQ21A

NOT ON FILE

DISPLAY INSTRUCTIONS:

Display preloaded SP name in the response fields.

Display "FIRST" in bold underlined text.

Display SP first name in fill as bold underlined

QUESTION TEXT:

What is the correct spelling of {SP}'s full name?

{FIRST NAME} {MIDDLE NAME} {LAST NAME}

CORRECT FIRST NAME. CONFIRM SPELLING.

ENER TEXT

Length

25

PROGRAMMER INSTRUCTIONS:

Display FQ21a, 21b, and 21c on the same screen.

FQ21B

FQ21B

NOT ON FILE

DISPLAY INSTRUCTIONS:

Display "MIDDLE" in bold underlined text.

Display SP middle name in fill as bold underlined

QUESTION TEXT:

What is the correct spelling of {SP}'s full name?
{FIRST NAME} {MIDDLE NAME} {LAST NAME}
CORRECT MIDDLE NAME. CONFIRM SPELLING.
PRESS ENTER IF NO MIDDLE NAME OR INITIAL

ENTER TEXT

Length 25

PROGRAMMER INSTRUCTIONS:

Allow empty.

Display FQ21a, 21b, and 21c on the same screen.

FQ21C

FQ21C

NOT ON FILE

DISPLAY INSTRUCTIONS:

Display "LAST" in bold underlined text.

Display SP last name in fill as bold underlined

QUESTION TEXT:

What is the correct spelling of {SP}'s full name?
{FIRST NAME} {MIDDLE NAME} {LAST NAME}
CORRECT LAST NAME. CONFIRM SPELLING.

ENTER TEXT

Length 25

PROGRAMMER INSTRUCTIONS:

Display FQ21a, 21b, and 21c on the same screen.

Set flag to indicate SP name was updated.

FQ22

fq2updategen

R2 FQ22 SP GENDER UPDATE

QUESTION TEXT:

THE SP IS LISTED AS A {MALE/FEMALE}
IF GENDER IS OBVIOUS, CODE WITHOUT ASKING
OTHERWISE ASK: Is {SP} male or female?

CODES

1 MALE
2 FEMALE

BOX FQ22A

BOX FQ22A

NOT ON FILE

Compare preloaded CMS gender of SP with FQ22 value just entered.
If they are the same, go to FQ23.
Otherwise, go to FQ22a

FQ22A**FQ22A**

NOT ON FILE

QUESTION TEXT:

YOU JUST CHANGED SP'S GENDER FROMN {PRELOADED CMS GENDER MALE/FEMALE} TO {FEMALE/MALE FROM FQ22} DID YOU INTEND TO DO THAT?

CODES

1 YES
2 NO

FQ22

FQ23**FQ23**

NOT ON FILE

DISPLAY INSTRUCTIONS:

Display preloaded CMS DOB in the question text.

SPELL OUT MONTH WHEN DISPLAYING {BIRTH MONTH BIRTH DAY, BIRTH YEAR}.

FORMAT AS MM/DD/YYYY WHEN DISPLAYING ({BIRTH MM/BIRTH DD/BIRTH YEAR}).

QUESTION TEXT:

I also want to confirm {SP}'s birth date is {BIRTH MONTH, BIRTH DAY, BIRTH YEAR} ({BIRTH MM/BIRTHDD/BIRTH YEAR}). Is that correct?

CODES

1 YES
2 NO

FQ26

FQ24**FQ24**

NOT ON FILE

DISPLAY INSTRUCTIONS:

Display preloaded CMS DOB.

QUESTION TEXT:

What is {SP}'s date of birth?

ENTER MONTH, DAY, AND YEAR (MM-DD-YYYY)

PROGRAMMER INSTRUCTIONS:

Use mask to collect DOB. Separate mm/dd/yyyy with hyphens for data entry.

MONTH range: 1-31

DAY range 1-31

YEAR range: (CURRENT YEAR-65 – FQ24 DOB).

FQ25**FQ25**

NOT ON FILE

DISPLAY INSTRUCTIONS:

COMPUTE AGE AS (CURRENT DATE – FQ24 DOB).

QUESTION TEXT:

I also want to confirm {SP}'s birth date is {CALCULATED AGE}? Is that correct?

CODES

1	YES	
2	NO	FQ24
	REFUSED	
	DON'T KNOW	

FQ26**FQ26**

NOT ON FILE

QUESTION TEXT:

SHOW CARD FQ4

What race does {SP} consider {himself/herself} to be: White, Black or African American, American Indian, Alaska Native, Asian, Native Hawaiian, Pacific Islander, or something else?

SELECT ALL THAT APPLY

CODES

1	WHITE/CAUCASIAN	BOX FQ27
2	BLACK/AFRICAN AMERICAN	BOX FQ27
3	AMERICAN INDIAN	BOX FQ27
4	ALASK NATIVE	BOX FQ27
5	ASIAN	BOX FQ27
6	NATIVE HAWAIIAN	BOX FQ27
7	PACIFIC ISLANDER	BOX FQ27
91	OTHER (SPECIFY)	
	REFUSED	BOX FQ27
	DON'T KNOW	BOX FQ27

PROGRAMMER INSTRUCTIONS:

Use mask to collect DOB. Separate mm/dd/yyyy with hyphens for data entry.

MONTH range: 1-31

DAY range 1-31

YEAR range: (CURRENT YEAR-65 – FQ24 DOB).

FQ26A**FQ26A**

NOT ON FILE

QUESTION TEXT:

SPECIFY OTHER RACE

ENTER TEXT

Length

75

BOX FQ27**BOX FQ27**

NOT ON FILE

If more than one response category selected at FQ26, go to FQ27.

Otherwise, go to FQ28

FQ27**fq2updater2 (Sensitive)**

R2 FQ27 SP PRIMARY RACE UPDATE

DISPLAY INSTRUCTIONS:

Display “or” between each race in question text.

In question text, display only response categories selected at FQ26.

QUESTION TEXT:

SHOW CARD FQ4

Does SP consider {himself/herself} primarily {RESPONSE CATEGORIES SELECTED AT FQ26}?

CODES

- | | |
|----|------------------------|
| 1 | WHITE/CAUCASIAN |
| 2 | BLACK/AFRICAN AMERICAN |
| 3 | AMERICAN INDIAN |
| 4 | ALASK NATIVE |
| 5 | ASIAN |
| 6 | NATIVE HAWAIIAN |
| 7 | PACIFIC ISLANDER |
| 91 | OTHER (SPECIFY) |
| | REFUSED |
| | DON'T KNOW |

PROGRAMMER INSTRUCTIONS:

Use mask to collect DOB. Separate mm/dd/yyyy with hyphens for data entry.

MONTH range: 1-31

DAY range 1-31

YEAR range: (CURRENT YEAR-65 – FQ24 DOB).

FQ28**fq2updatehis (Sensitive)**

R2 FQ28 SP HISPANIC UPDATE

QUESTION TEXT:

Does {SP} consider {himself/herself} Hispanic or Latino?

CODES

- | | |
|---|------------|
| 1 | YES |
| 2 | NO |
| | REFUSED |
| | DON'T KNOW |

FQ29**FQ29**

NOT ON FILE

QUESTION TEXT:

YOU HAVE COMPLETED THE FACILITY STAFF QUESTIONNAIRE. THANK RESPONDENT.

PRESS 1 AND ENTER TO CONTINUE

FQ30**FQ30**

NOT ON FILE

DISPLAY INSTRUCTIONS:

If (LAST INT disposition code =61 (Final NH Complete) or LAST INT disposition code =64 (Final FQ complete, SP

INT NOT COMPLETE)) and CMS DODFLAG <> 1 (SP ALIVE), display “NO ADDITIONAL DATA COLLECTION REQUIRED FOR THIS CASE.”

QUESTION TEXT:

{NO ADDITIONAL DATA COLLECTION REQUIRED FOR THIS CASE.}

PRESS 1 AND ENTER TO RETURN TO IMS SCREEN

PROGRAMMER INSTRUCTIONS:

If FQ8=1 (YES), FACILITY NAME = text from FQ9.

Else FACILITY NAME = text from FQ5.

Write FACILITY NAME to Management file for use in the NHATS Interview task and the IMS.

If FQ6 = 1 or [(FQ6 = 2 or 3 or 4 or 8 or 91 or RF or DK) and FQ10 = 4] or FQ11 = 2, set FACILITY TYPE flag = 1 (NURSING HOME).

Otherwise, set FACILITY TYPE flag = 2 (OTHER FACILITY).

If LAST INT final disposition code was code 61 (Final NH complete) and if FACILITY TYPE flag = 1 (NURSING HOME) and CMS DODFLAG <> 1 (SP ALIVE), set NHATS Interview Task=code 24 (FINAL NOT REQUIRED) and IRQ SP Task=code 24 (FINAL NOT REQUIRED) and set Stroop Task=code 24 (FINAL NOT REQUIRED) and set the final case status to code 61, "Complete, NH Facility".

Else If LAST INT final disposition code was code 64 (Final FQ complete, SP not complete) and CMS DODFLAG <> 1 (SP ALIVE), set NHATS Interview Task=code 24 (FINAL NOT REQUIRED) and set Stroop Task=code 24 (FINAL NOT REQUIRED) and IRQ SP Task=code 24 (FINAL NOT REQUIRED); set the final case status to code 61, "Complete, NH Facility" if the FACILITY TYPE flag = 1 (NURSING HOME); set the final case status to code 64 (FINAL FQ, SP INTERVIEW NOT COMPLETED) if the FACILITY TYPE flag=2 (OTHER FACILITY). If

FACILITY TYPE flag = 1 or 2, set FACILITY flag = 1 (YES).

Write FACILITY TYPE flag and FACILITY flag to Management file for use in the IMS and for use in the NHATS Interview task if the SP Interview Task=11 (READY).

Set IRQ Facility Task=code 11 (READY).

Derived Variables From Items in FQ Section	
--------------------------------------------	--

fq2dlocsp	R2 D FQ6 6A 10 10A FOR SAMP WGT
-----------	---------------------------------