
NHATS Round 12

Section IS [INTERVIEW SETUP]

Sequence: 3

BOX IS1

VARIABLE NAME(S) AND LABEL(S):

NOT ON FILE

Do not set any flags or any status until there has been a response to RE3, and RE3 has been exited.
If Part 2 (SP Activities), go to IS1.

IS1PRE

VARIABLE NAME(S) AND LABEL(S):

NOT ON FILE

QUESTION TEXT:

ARE YOU CONDUCTING THIS PART OF THE INTERVIEW IN PERSON OR BY PHONE?

CODES

- | | |
|---|-----------|
| 1 | IN PERSON |
| 2 | BY PHONE |

PROGRAMMER INSTRUCTIONS:

IF IS1PRE= 1 (IN PERSON), SET CAPI PHONE Flag = 3 (FIP)
IF IS1PRE = 2 (BY PHONE), SET CAPI PHONE Flag = 2 (LIP)

IS1

VARIABLE NAME(S) AND LABEL(S):

NOT ON FILE

QUESTION TEXT:

YOU HAVE SELECTED CASE {CASE ID} FOR {SP}.

IF THIS IS CORRECT, PRESS 1 AND ENTER TO CONTINUE

TO SELECT ANOTHER CASE, BREAKOFF AND SELECT THE CORRECT CASE ID FROM THE IMS.

BOXIS2

VARIABLE NAME(S) AND LABEL(S):

NOT ON FILE

If Part 2 (SP Activities) and CAPI PHONE = 3 (FIP) and Part 1 Proxy Flag = 1, set Part 2 Proxy Flag = 1 and copy Part 1 ProxyNum to Part 2 ProxyNum flag.

If Part 2 (SP Activities) and CAPI PHONE = 3 (FIP), go to BOX IS2C.
Otherwise, go to IS2.

IS2

VARIABLE NAME(S) AND LABEL(S):

is12resptype R12 IS2 TYPE OF RESPONDENT

op12proxy R12 IS2 PROXY

QUESTION TEXT:

SELECT TYPE OF RESPONDENT

CODES

1	SAMPLE PERSON (SP)	BOX IS2C
2	PROXY	

PROGRAMMER INSTRUCTIONS:

If IS2=2 (PROXY), SET PROXY flag = 1 (YES) AND DISPLAY APPROPRIATE PROXY DISPLAYS FOR ALL QUESTIONNAIRE ITEMS.

IS2A

VARIABLE NAME(S) AND LABEL(S):

is12reasnprx1 R12 IS2A PROXY REAS SP DEMENTIA

is12reasnprx2 R12 IS2A PROXY REAS SP ILL

is12reasnprx3 R12 IS2A PRXY REAS SP SPCH IMPAIR

is12reasnprx4 R12 IS2A PRXY REAS SP HEAR IMPAIR

is12reasnprx5 R12 IS2A PROXY REAS LANG BARRIER

is12reasnprx6 R12 IS2A PROXY REAS TEMP UNAVAIL

is12reasnprx7 R12 IS2A PROXY REAS DECEASED

is12reasnprx9 R12 IS2A PROXY REAS OTHER

QUESTION TEXT:

SPECIFY REASON FOR PROXY

SELECT ALL THAT APPLY

CODES Code All That Apply

1	DEMENTIA/COGNITIVE/MENTAL IMPAIRMENT REPORTED BY PROXY	BOX IS2C
2	SP TOO ILL/MAJOR PHYSICAL HEALTH ISSUES	BOX IS2C
3	SP SPEECH IMPAIRED	BOX IS2C
4	SP HEARING IMPAIRED	BOX IS2C
5	LANGUAGE BARRIER	BOX IS2C
6	SP TEMPORARILY UNAVAILABLE	IS2B2
7	SP DECEASED	BOX IS2C
91	OTHER (SPECIFY)	

PROGRAMMER INSTRUCTIONS:

Allow select all that apply.

If IS2A = 7 (DECEASED) and NEW SAMPLE Flag <> 1 (YES), display soft error message "YOU HAVE SELECTED SP DECEASED. IF SP IS STILL LIVING, SELECT A DIFFERENT OPTION. IF SP IS DECEASED, SELECT SUPPRESS TO CONFIRM."

If IS2A = 7 (DECEASED) and NEW SAMPLE Flag <> 1 (YES) AND 1-6 OR 91, display error message "INCONSISTENT ANSWER. SP DECEASED CANNOT BE SELECTED WITH OTHER PROXY REASONS."

If ISA = 7 (DECEASED) AND NEW SAMPLE Flag = 1 (YES), display error message "SP DECEASED IS NOT AVAILABLE FOR NEW SAMPLE. CONTACT YOUR SUPERVISOR".

If IS2A = 7 (DECEASED), set DECEASED flag = 1 (YES).

IS2B

VARIABLE NAME(S) AND LABEL(S):

NOT ON FILE

QUESTION TEXT:

SPECIFY REASON FOR PROXY

ENTER TEXT

Length

50

PROGRAMMER INSTRUCTIONS:

If IS2A = 6 (SP UNAVAILABLE), go to IS2B2.

Otherwise, go to BOX IS2C.

IS2B2

VARIABLE NAME(S) AND LABEL(S):

is12tempres

R12 IS2B2 TEMPORARY RESIDENCE

QUESTION TEXT:

SPECIFY WHERE SP IS TEMPORARILY RESIDING.

IF NEEDED, ASK: Where is {SP} currently residing or staying?

CODES

1	HOSPITAL	BOX IS2C
2	NURSING HOME/REHAB CENTER	BOX IS2C
91	OTHER (SPECIFY)	
	REFUSED	BOX IS2C
	DON'T KNOW	BOX IS2C

IS2B3

VARIABLE NAME(S) AND LABEL(S):

NOT ON FILE

QUESTION TEXT:

SPECIFY OTHER PLACE SP IS TEMPORARILY RESIDING.

ENTER TEXT

Length

50

BOX IS2C

VARIABLE NAME(S) AND LABEL(S):

NOT ON FILE

IF Part 1 CASE IS A RESTART (CAPI STATUS CODE 12) AND IS2=1 (SP) AND (SP AUDIO ASSENT=1 (YES) OR SP AUDIO ASSENT=2 (NO)), GO TO IS3.

ELSE IF Part 1 CASE IS A RESTART (CAPI STATUS CODE 12) AND IS2=2 (PROXY) AND (PROXY AUDIO ASSENT=1 (YES) OR PROXY AUDIO ASSENT=2 (NO)), GO TO IS3.

Else if Part 1 (SP Interview) AND CAPI Phone = 2 (LIP)_AND NEWSAMPLE Flag = 1 (YES), GO TO IS2CST1

Respondent Interview (ALL) :: IS

(Review Consent form-phone).

Else if Part 1 (SP Interview) AND CAPI Phone = 3 (FIP) AND NEWSAMPLE FLAG = 1(YES), go to IS2CST2 (Review consent form-in person)

Else Part 2 (SP Activities) AND CAPI Phone = 2 (LIP) AND NEWSAMPLE FLAG = 1(YES), go to IS2CST4 (Collect consent form-part 1 was on phone).

Else if Part 1 (SP interview) , go to IS2C.

Else if Part 2 (SP Activities), go to BoxIS3.

IS2CST1

VARIABLE NAME(S) AND LABEL(S):

NOT ON FILE

QUESTION TEXT:

Before we start, let's go over the information I left with you about the study. Do you need a moment to get that?

IF NEEDED: There's a document in there that I'll ask you to sign.

WAIT UNTIL SP GETS FORM AND INSTRUCT SP TO TAKE OUT CONSENT FORM AND SIGNATURE PAGE TO REVIEW TOGETHER.

CODES

1	HAS FORM	IS2CST2
2	DOES NOT HAVE FORM	IS2CST3

IS2CST2

VARIABLE NAME(S) AND LABEL(S):

NOT ON FILE

DISPLAY INSTRUCTIONS:

If CAPI Phone = 2 (LIP), display "Please let me know when you've signed the last page of the form." and "AFTER SIGNS: Thank you. Please put it somewhere safe and I will pick it up when I visit you."

If CAPI PHONE = 3 (FIP), display "Before we start, let's go over some information about the study."

QUESTION TEXT:

{Before we start, let's go over some information about the study}

REVIEW CONSENT FORM; ANSWER QUESTIONS.

Respondent Interview (ALL) :: IS

{Please let me know when you've signed the last page of the form.}

{AFTER SIGNS: Thank you. Please put it somewhere safe and I will pick it up when I visit you.}

CODES

1	CONSENTED TO STUDY & SIGNED FORM	IS2C
7	REFUSES TO CONSENT TO STUDY	Breakoff

IS2CST3

VARIABLE NAME(S) AND LABEL(S):

NOT ON FILE

QUESTION TEXT:

That's ok. Let me tell you more about the study.

REVIEW CONSENT FORM; ANSWER QUESTIONS.

CODES

1	CONSENTED TO STUDY - FORM NOT AVAILABLE	IS2C
7	REFUSES TO CONSENT TO STUDY	Breakoff

IS2CST4

VARIABLE NAME(S) AND LABEL(S):

NOT ON FILE

QUESTION TEXT:

I would like to get the form from you that we reviewed on the phone together. I can wait while you get that.

IF SP HAS FORM CHECK TO SEE IF FORM IS SIGNED. IF NOT, ASK SP TO SIGN.

IF SP DOES NOT HAVE FORM, ASK SP TO SIGN NEW FORM.

CODES

1	CONSENTED TO STUDY & SIGNED FORM	BOXIS3
7	{REFUSES TO CONSENT TO STUDY}	

PROGRAMMER INSTRUCTIONS:

If Part 2 (SP Activities) do not display response code 7 - REFUSES TO CONSENT To STUDY.

IS2C

VARIABLE NAME(S) AND LABEL(S):

NOT ON FILE

DISPLAY INSTRUCTIONS:

DO NOT DISPLAY RESPONSE CODES AND LABELS
If Part 1, display "During the course of the study, we"
Else display "We"

QUESTION TEXT:

{During the course of the study, we/We} would like to record some of the questions and answers for training and data quality purposes. I'd like to continue now, unless you have any questions.

PRESS 1 AND ENTER TO CONTINUE

IF RESPONDENT REFUSES TO ALLOW AUDIO RECORDING, PRESS 7 AND ENTER

CODES

1	CONSENT TO RECORDING	BOXIS3
7	REFUSE CONSENT TO RECORD	IS2D

PROGRAMMER INSTRUCTIONS:

IF IS2c=1 (OK TO RECORD), SET AUDIORECORDING FLAG=1 (YES).
IF RESPONDENT TYPE AT IS2=1 (SP), SET SPAUDIOASSENT FLAG=1 (YES).
IF RESPONDENT TYPE AT IS2=2 (PROXY), SET PROXYAUDIOASSENT FLAG=1 (YES).

ELSE IF IS2c=7 (REFUSED TO RECORD), SET AUDIORECORDING FLAG =2 (NO).
IF RESPONDENT TYPE AT IS2=1 (SP), SET SPAUDIOASSENT FLAG = 2 (NO).
IF RESPONDENT TYPE AT IS2=2 (PROXY), SET PROXYAUDIOASSENT=2 (NO).

DO NOT DISPLAY THIS SCREEN ON BACK UP OR RESTARTS (CASE STATUS = 12 (STARTED) UNLESS
RESPONDENT TYPE IS CHANGED AT IS2 ON RESTART (CASE STATUS = 12 (STARTED)).

IS2D

VARIABLE NAME(S) AND LABEL(S):

NOT ON FILE

QUESTION TEXT:

That's fine. The interview will not be recorded.

PRESS 1 AND ENTER TO CONTINUE

BOXIS3

VARIABLE NAME(S) AND LABEL(S):

NOT ON FILE

Respondent Interview (ALL) :: IS

If Part 2 (SP Activities), go to Section CD - CLOCK DRAWING.

Else go to IS3.

IS3

VARIABLE NAME(S) AND LABEL(S):

NOT ON FILE

DISPLAY INSTRUCTIONS:

If IS2A=7 (SP DECEASED), display "was".

Otherwise, display "is".

QUESTION TEXT:

Before we start, I just want to confirm that {your/SP's} name {is/was} {SP'S FIRST NAME} {SP'S MIDDLE NAME} {SP'S LAST NAME}. Is that correct?

SPELL OUT SP'S NAME. CONFIRM SPELLING.

CODES

1 YES

BOX IS4

2 NO

PROGRAMMER INSTRUCTIONS:

If Breakoff at or before this screen, do not save any data and set case status = 11 (READY).

IS3A

VARIABLE NAME(S) AND LABEL(S):

NOT ON FILE

DISPLAY INSTRUCTIONS:

Display preloaded SP name in the response fields.

Display "FIRST" in bold underlined text.

Display SP first name in fill as bold underlined.

If IS2A=7 (SP DECEASED), display "was".

Otherwise, display "is".

QUESTION TEXT:

What {is/was} the correct spelling of {your/SP's} full name?

{FIRST NAME} {MIDDLE NAME} {LAST NAME}

CORRECT FIRST NAME. CONFIRM SPELLING

ENTER TEXT

Length

45

PROGRAMMER INSTRUCTIONS:

Display IS3a, 3b, and 3c on the same screen.

IS3B

VARIABLE NAME(S) AND LABEL(S):

NOT ON FILE

DISPLAY INSTRUCTIONS:

Display "MIDDLE" in bold underlined text.

Display SP middle name in fill as bold underlined.

If IS2A=7 (SP DECEASED), display "was".
Otherwise, display "is".

QUESTION TEXT:

[What {is/was} the correct spelling of {your/SP's} full name?]

{FIRST NAME} {MIDDLE NAME} {LAST NAME}

CORRECT MIDDLE NAME. CONFIRM SPELLING

PRESS ENTER IF NO MIDDLE NAME OR INITIAL

ENTER TEXT

Length

25

PROGRAMMER INSTRUCTIONS:

Display IS3a, 3b, and 3c on the same screen.

Allow empty.

IS3C

VARIABLE NAME(S) AND LABEL(S):

NOT ON FILE

DISPLAY INSTRUCTIONS:

Display "LAST" in bold underlined text.

Display SP last name in fill as bold underlined.

If IS2A=7 (SP DECEASED), display "was".
Otherwise, display "is".

QUESTION TEXT:

[What {is/was} the correct spelling of {your/SP's} full name?]

{FIRST NAME} {MIDDLE NAME} {LAST NAME}

CORRECT LAST NAME. CONFIRM SPELLING

ENTER TEXT

Length

25

PROGRAMMER INSTRUCTIONS:

Write corrected SP name to the person roster.

Set NameChanged field = YES if IS3= NO.

BOX IS4

VARIABLE NAME(S) AND LABEL(S):

NOT ON FILE

If NEWSAMPLE flag = 1 (YES), go to IS4.
Otherwise, go to BOX IS8.

IS4

VARIABLE NAME(S) AND LABEL(S):

r12dgender

R12 D GENDER OF SP

QUESTION TEXT:

THE SP IS LISTED AS A {MALE/FEMALE}

IF GENDER IS OBVIOUS, CODE WITHOUT ASKING

OTHERWISE ASK: {Are you /Is SP} male or female?

CODES

1	MALE
2	FEMALE

BOX IS4A

VARIABLE NAME(S) AND LABEL(S):

NOT ON FILE

Compare preloaded gender of SP with IS4 value just entered.
If they are the same, go to IS6.
Otherwise, go to IS4A.

IS4A

VARIABLE NAME(S) AND LABEL(S):

NOT ON FILE

QUESTION TEXT:

YOU JUST CHANGED SP'S GENDER FROM {PRELOADED GENDER FROM CMS MALE/FEMALE} TO {FEMALE/MALE FROM IS4}. DID YOU INTEND TO DO THAT?

CODES

1	YES	
2	NO	IS4

PROGRAMMER INSTRUCTIONS:

If IS4A= 2 (NO), display hard error message "SELECT "GO TO" TO RETURN TO IS4 AND RE-ENTER RESPONSE."

IS6

VARIABLE NAME(S) AND LABEL(S):

r12dbirthmth	R12 D BIRTH MONTH OF SP
r12dbirthyr	R12 D BIRTH YEAR OF SP

DISPLAY INSTRUCTIONS:

Display preloaded DOB from CMS in the response field.

QUESTION TEXT:

What is {your/SP's} date of birth?

ENTER MONTH, DAY, AND YEAR (MM-DD-YYYY)

PROGRAMMER INSTRUCTIONS:

Use mask to collect DOB. Separate mm/dd/yyyy with hyphens for data entry.
MONTH range: 1-12
DAY range: 1-31
YEAR range: (CURRENT YEAR-65) - (CURRENT YEAR-115)

IS7

VARIABLE NAME(S) AND LABEL(S):

Respondent Interview (ALL) :: IS

r12dintvwrage R12 D AGE OF SP AT INTERVIEW

r12d2intvrage R12 D SP CAT AGE AT INTVW

DISPLAY INSTRUCTIONS:

COMPUTE AGE AS (CURRENT DATE – IS6 DOB).

QUESTION TEXT:

That makes {you/SP} {CALCULATED AGE} today. Is that correct?

CODES

1	YES	
2	NO	IS6

PROGRAMMER INSTRUCTIONS:

If IS7 = 2 (NO), display error message “SELECT “GO TO” TO RETURN TO IS6 AND RE-ENTER RESPONSE.”

BOX IS8

VARIABLE NAME(S) AND LABEL(S):

NOT ON FILE

Write SP name (preloaded or if corrected at IS3a-c) to the PERSON ROSTER.

If NEWSAMPLE flag =1, write SP DOB (from IS6) and calculated age from IS7 and SP gender (from IS4) to the PERSON ROSTER and set relationship to SP = 1 (SAMPLE PERSON).

If NEWSAMPLE flag = 1 (YES) and IS2=2 (PROXY), go to IS8A.

Else if IS2 = 2 (PROXY), go to IS8.

Otherwise, go to Section RE - Residence.

IS8

VARIABLE NAME(S) AND LABEL(S):

NOT ON FILE

DISPLAY INSTRUCTIONS:

Display PERSON ROSTER with FIRST NAME, LAST NAME, and RELATIONSHIP TO SP.

Display “NOT ON LIST” as first roster option.

QUESTION TEXT:

What is your name?

CHOOSE PERSON FROM LIST.

PROGRAMMER INSTRUCTIONS:

If existing ROSTER MEMBER selected, set PROXY RESP CURRENT INT FLAG = 1 for ROSTER MEMBER and go to IS11.

Otherwise, go to IS8A.

IS8A

VARIABLE NAME(S) AND LABEL(S):

NOT ON FILE

DISPLAY INSTRUCTIONS:

Display "first" in bold underlined text.

QUESTION TEXT:

What is your full name?

ENTER FIRST NAME. CONFIRM SPELLING.

ENTER TEXT

Length

45

PROGRAMMER INSTRUCTIONS:

Display IS8A, IS8B, and IS8C on the same screen.

Write ROSTER MEMBER to next open position on PERSON ROSTER.

Set PROXY RESP CURRENT INT FLAG = 1 for ROSTER MEMBER.

IS8B

VARIABLE NAME(S) AND LABEL(S):

NOT ON FILE

DISPLAY INSTRUCTIONS:

Display "middle" in bold underlined text.

QUESTION TEXT:

ENTER MIDDLE NAME. CONFIRM SPELLING.

PRESS ENTER IF NO MIDDLE NAME OR INITIAL.

ENTER TEXT

Length

25

PROGRAMMER INSTRUCTIONS:

Display IS8A, IS8B, and IS8C on the same screen.

Allow empty.

IS8C

VARIABLE NAME(S) AND LABEL(S):

DISPLAY INSTRUCTIONS:

Display "last" in bold underlined text.

QUESTION TEXT:

ENTER LAST NAME. CONFIRM SPELLING.

ENTER TEXT

Length

25

PROGRAMMER INSTRUCTIONS:

Display IS8A, IS8B, and IS8C on the same screen.

IS9

HELP AVAILABLE

VARIABLE NAME(S) AND LABEL(S):

is12prxyrelat

R12 IS9 PROXY RELATIONSHIP TO SP

op12relatnshp

R12 RELASHIP TO SP UPDATE AND NEW

DISPLAY INSTRUCTIONS:

Display PROXY RELATIONSHIP CODE LIST.

QUESTION TEXT:

How are you related to {SP}?

IF NEEDED: Are you {his/her}...?

CODE RELATIONSHIP OF PROXY TO SP

PRESS F1 FOR HELP SCREEN

CODES

2	SPOUSE/PARTNER
3	DAUGHTER
4	SON
5	DAUGHTER-IN-LAW
6	SON-IN-LAW
7	STEPDAUGHTER
8	STEPSON
9	SISTER
10	BROTHER
11	SISTER-IN-LAW
12	BROTHER-IN-LAW
13	MOTHER
14	STEPMOTHER
15	MOTHER-IN-LAW
16	FATHER

17	STEPFATHER
18	FATHER-IN-LAW
19	GRANDDAUGHTER
20	GRANDSON
21	NIECE
22	NEPHEW
23	AUNT
24	UNCLE
25	COUSIN
26	STEPDAUGHTER'S SON/DAUGHTER
27	STEPSON'S SON/DAUGHTER
28	DAUGHTER-IN-LAW'S SON/DAUGHTER
29	SON-IN-LAW'S SON/DAUGHTER
30	BOARDER/RENTER
31	PAID AIDE/HOUSEKEEPER/EMPLOYEE
32	ROOMMATE
33	EX-SPOUSE/PARTNER
34	BOYFRIEND/GIRLFRIEND
35	NEIGHBOR
36	FRIEND
37	SERVICE/SOMEONE FROM THE PLACE SP LIVES/LIVED
91	OTHER RELATIVE
92	OTHER NONRELATIVE

PROGRAMMER INSTRUCTIONS:

If NEWSAMPLE flag <> 1 (YES) and code = 2 (SPOUSE/PARTNER), 3 (DAUGHTER), 4 (SON), 7 (STEPDAUGHTER), OR 8 (STEPSON) selected for new addition to the roster, display soft error message, "UNLIKELY RESPONSE. REVIEW NAMES AND RELATIONSHIPS ON ROSTER AT IS8 TO MAKE SURE PERSON DOESN'T ALREADY EXIST ON THE ROSTER."

If IS9 = 2 (SPOUSE/PARTNER), set SPOUSE/PARTNER flag = 1 (YES) for ROSTER MEMBER ADDED AT IS9, and for ROSTER MEMBER that had LAST INT RELATIONSHIP CODE = 2 (SPOUSE/PARTNER), set CURRENT INT RELATIONSHIP CODE = 33 (EX-SPOUSE/PARTNER).

If 3 (daughter), 5 (daughter-in-law), 7 (stepdaughter), 9 (sister), 11 (sister-in-law), 13 (mother), 14 (stepmother), 15 (mother-in-law), 19 (granddaughter), 21 (niece), or 23 (aunt) selected, set IS10 = 2 (female) and go to BOX IS11.

ELSE If 4 (son), 6 (son-in-law), 8 (stepson), 10 (brother), 12 (brother-in-law), 16 (father), 17 (stepfather), 18 (father-in-law), 20 (grandson), 22 (nephew), or 24 (uncle) selected, set IS10 = 1 (male) and go to BOX IS11.

If IS9 = 91 or 92, go to IS9a.

Otherwise, GO TO IS10.

IS9A

VARIABLE NAME(S) AND LABEL(S):

NOT ON FILE

Respondent Interview (ALL) :: IS

QUESTION TEXT:

SPECIFY RELATIONSHIP OF PROXY TO {SP}

ENTER TEXT

Length

50

IS10

VARIABLE NAME(S) AND LABEL(S):

is12prxygendr	R12 IS10 PROXY GENDER
op12dgender	R12 D GENDER UPDATE AND NEW

QUESTION TEXT:

CODE GENDER OF PROXY
IF GENDER IS OBVIOUS, CODE WITHOUT ASKING
OTHERWISE ASK: What is your gender?

CODES

1	MALE
2	FEMALE

BOX IS11

VARIABLE NAME(S) AND LABEL(S):

NOT ON FILE

Write PROXY relationship and gender to PERSON ROSTER.

IS11

VARIABLE NAME(S) AND LABEL(S):

is12famrrutin	R12 IS11 FAMILRTY SP DAILY ROUTIN
---------------	-----------------------------------

DISPLAY INSTRUCTIONS:

If IS2A=7 (SP DECEASED), display "were" and "in the last month of {his/her} life" and "Were"
Otherwise, display "are" and "Are".

QUESTION TEXT:

How familiar {are/were} you with {SP}'s daily routine {in the last month of {his/her} life}? {Are/Were} you very familiar, somewhat familiar, a little familiar, or not at all familiar?

CODES

- | | |
|---|---------------------|
| 1 | VERY FAMILIAR |
| 2 | SOMEWHAT FAMILIAR |
| 3 | A LITTLE FAMILIAR |
| 4 | NOT AT ALL FAMILIAR |
| | REFUSED |
| | DON'T KNOW |

BOX IS11A**VARIABLE NAME(S) AND LABEL(S):**

NOT ON FILE

If IS2A=7 (DECEASED), go to BOX IS12A.

Else if IS2=2 (PROXY) and PROXY PERSON'S relationship to SP = 35 or 37-40, go to BOX IS12A.

Otherwise, go to IS11A.

IS11A**VARIABLE NAME(S) AND LABEL(S):**

- | | |
|---------------|------------------------------------|
| is12proxlivsp | R12 IS11A PROXY LIVES W SP |
| op12prsninh | R12 OP IN HOUSEHOLD UPDATE AND NEW |

QUESTION TEXT:

Do you live with {SP}?

CODES

- | | |
|---|-----|
| 1 | YES |
| 2 | NO |

REFUSED
DON'T KNOW

PROGRAMMER INSTRUCTIONS:

If IS11A=1(YES), set INHOUSEHOLD flag=1 (YES) for PROXY PERSON.

BOX IS12A

VARIABLE NAME(S) AND LABEL(S):

NOT ON FILE

If DOB MONTH, DOB DAY, or DOB YEAR is missing for ROSTER MEMBER with PROXY RESP CURRENT INT flag = 1 (YES), go to IS12a.

Otherwise, go to Section RE - Residence.

IS12A

VARIABLE NAME(S) AND LABEL(S):

op12birthmth R12 OTHER PERSON MONTH OF BIRTH UPDATE AND NEW

DISPLAY INSTRUCTIONS:

Display "MONTH" in underlined text.

QUESTION TEXT:

What is your date of birth?

ENTER MONTH

ENTER NUMBER

Range	1 to 12
Soft Range	1 to 12
REFUSED	
DON'T KNOW	

PROGRAMMER INSTRUCTIONS:

Display IS12A, IS12B, and IS12C on the same screen.

IS12B

VARIABLE NAME(S) AND LABEL(S):

NOT ON FILE

DISPLAY INSTRUCTIONS:

Display "DAY" as underlined text.

QUESTION TEXT:

[What is your date of birth?]

ENTER DAY

ENTER NUMBER

Range	1 to 31
Soft Range	1 to 31
REFUSED	
DON'T KNOW	

PROGRAMMER INSTRUCTIONS:

Display IS12A, IS12B, and IS12C on the same screen.

IS12C**VARIABLE NAME(S) AND LABEL(S):**

op12birthyear	R12 OTHER PERSON YEAR OF BIRTH UPDATE AND NEW
----------------------	---

DISPLAY INSTRUCTIONS:

Display "YEAR" in underlined text.

QUESTION TEXT:

[What is your date of birth?]

ENTER YEAR

ENTER NUMBER

REFUSED
DON'T KNOW

PROGRAMMER INSTRUCTIONS:

Display IS12A, IS12B, and IS12C on the same screen.

Hard range: CURRENT YEAR - 115.

Soft range: (CURRENT YEAR - 20) - (CURRENT YEAR - 75).

If IS12C violates hard range, display error message "YEAR OF BIRTH OUTSIDE OF RANGE. VERIFY WITH RESPONDENT AND RE-ENTER."

Write birth month, day, and year from IS12a, b, and c to the PERSON ROSTER for roster member.

If IS12A and IS12B and IS12C <> RF or DK, compute PERSON AGE as (CURRENT DATE - IS12a-c DOB) and prefill IS13.

Otherwise, go to IS14.

IS13**VARIABLE NAME(S) AND LABEL(S):**

op12age	R12 OTH PERSON AGE UPDATE AND NEW
op12dage	R12 D OP CAT AGE UPDATE AND NEW

DISPLAY INSTRUCTIONS:

For "CALCULATED AGE", display age computed at IS12.

QUESTION TEXT:

That makes you {CALCULATED AGE} today. Is that correct?

CODES

1	YES	Section RE
2	NO	IS12A
	REFUSED	Section RE
	DON'T KNOW	Section RE

PROGRAMMER INSTRUCTIONS:

If IS13 = 1 (YES), write PERSON AGE to PERSON ROSTER.

If IS13 = 2 (NO), display error message, "PLEASE ENTER THE CORRECT DATE."

IS14**VARIABLE NAME(S) AND LABEL(S):**

op12age	R12 OTH PERSON AGE UPDATE AND NEW
op12dage	R12 D OP CAT AGE UPDATE AND NEW

QUESTION TEXT:

How old are you?

ENTER AGE

ENTER NUMBER

Range	18 to 115
REFUSED	
DON'T KNOW	

PROGRAMMER INSTRUCTIONS:

Hard range: 18-110.

If IS14 violates hard range, display error message "AGE OUTSIDE OF RANGE. VERIFY WITH RESPONDENT AND RE-ENTER."

Write PERSON AGE to PERSON ROSTER.

Go to Section RE – Residence.

Derived Variables from Items in IS Section**VARIABLE NAME(S) AND LABEL(S):**

r12d2intvrage	R12 D SP CAT AGE AT INTVW
r12dintvwrage	R12 D AGE OF SP AT INTERVIEW
is12dproxyid	R12 D PROXY OPID

op12dage	R12 D OP CAT AGE UPDATE AND NEW
op12dgender	R12 D GENDER UPDATE AND NEW
op12dgenderfl	R12 D GENDER CORRECTED
op12dgenderflo	R12 D OP GENDER ROUND LAST CORRECTED

Flag Variables Set in the IS Section

VARIABLE NAME(S) AND LABEL(S):

fl12spdied	R12 F SP DIED PRIOR TO R12
-------------------	----------------------------

Respondent Interview (ALL)

Section RE [RESIDENCE]

Sequence: 4

RE3

VARIABLE NAME(S) AND LABEL(S):

NOT ON FILE

DISPLAY INSTRUCTIONS:

If IS2A=7 (SP DECEASED), display “at the time {he/she} died” and “lived” and “Is that correct?”.
Otherwise, display “lives” and “{Are you/Is SP} living at this address now?”

Display updated IMS Address 1, Address 2, City, State, Zip.

If IS2A=7 (SP DECEASED) and LAST INT FACILITY flag = 1 (YES), display preloaded LAST INT Facility name or from IMS if updated.

QUESTION TEXT:

Now I need to confirm {your/SP's} address {at the time {he/she} died}. According to our records, {you live}/{he/she} {lives/lived} at [READ ADDRESS BELOW]

CONFIRM SPELLING

{Facility Name}
{Address 1}
{Address 2}
{City}, {State} {Zip}

IF COMPLETE ADDRESS NOT DISPLAYED, OR ADDRESS IS A PO BOX, ENTER 2.

{{Are you/Is SP} living at this address now?/Is that correct?}

CODES

1	YES
2	NO
	REFUSED
	DON'T KNOW

PROGRAMMER INSTRUCTIONS:

Write confirmed Address 1, Address 2, City, State, and Zip fields to the PERSON ROSTER for SP.

IMS will pull confirmed Address 1, Address 2, City, State, and Zip fields from NHATS Interview Task once task status = 20 (COMPLETE).

If IS2A=7 (SP DECEASED), set DECEASED flag= 1 (YES).

BOX RE4

VARIABLE NAME(S) AND LABEL(S):

NOT ON FILE

If RE3 = 1 (YES), go to BOX RE4F.

Else if RE3 <> 1 (YES) and DECEASED flag = 1 (YES) and LAST INT Facility Name is not blank, go to RE4.

Otherwise, go to RE4a.

RE4

VARIABLE NAME(S) AND LABEL(S):

NOT ON FILE

DISPLAY INSTRUCTIONS:

Display preloaded SP address and facility name in the question text.

Display preloaded LAST INT facility name.

Display RE4a, 4b, 4c, 4d, and 4e on the same screen.

Display {Address 1}, {Address 2}, {City}, {State}, and {Zip} fields as lighter "grayed-out" text.

Display "facility name" as underlined text.

QUESTION TEXT:

What was {SP}'s facility name at the time {he/she} died?

CONFIRM SPELLING.

IF NO FACILITY NAME, ENTER 95.

{Facility Name}

{Address 1}

{Address 2}

{City}, {State} {Zip}

ENTER TEXT

Length

75

RE4a

VARIABLE NAME(S) AND LABEL(S):

NOT ON FILE

DISPLAY INSTRUCTIONS:

Display updated IMS address in the question text.

Display updated IMS address line 1 in the response field if available.

Display RE4a, 4b, 4c, 4d, and 4e on the same screen.

Respondent Interview (ALL) :: RE

Display {Address 2}, {City}, {State}, and {Zip} fields as lighter "grayed-out" text.
Display "address" as underlined text.

If DECEASED flag = 1 (YES), display "was" and "at the time {he/she} died".
Otherwise, display "is".

QUESTION TEXT:

What {is/was} {your/SP's} address {at the time {he/she} died}?

CONFIRM SPELLING.

{Address 1}
{Address 2}
{City}, {State} {Zip}

ENTER TEXT

Length 50

RE4b

VARIABLE NAME(S) AND LABEL(S):

NOT ON FILE

DISPLAY INSTRUCTIONS:

Display updated IMS address in the question text
Display updated IMS address line 2 in the response field if available
Display RE4a, 4b, 4c, 4d, and 4e on the same screen
Display {Address 1}, {City}, {State}, and {Zip} fields as lighter "grayed out" text.
Display "address" as underlined text

If DECEASED flag = 1 (YES), display "was" and "at the time {he/she} died".
Otherwise, display "is".

QUESTION TEXT:

[What {is/was} {your/SP's} address {at the time {he/she} died}?]

CONFIRM SPELLING.

IF NO APT/SUITE NUMBER, PRESS ENTER TO CONTINUE.

{Address 1}
{Address 2}
{City}, {State} {Zip}

ENTER TEXT

Length 50

PROGRAMMER INSTRUCTIONS:

Allow empty

RE4c

VARIABLE NAME(S) AND LABEL(S):**re12spadrscty**

R12 RE SP ADDRESS CITY

DISPLAY INSTRUCTIONS:

Display updated IMS address in the question text
Display updated IMS city in the response field if available.
Display RE4a, 4b, 4c, 4d, and 4e on the same screen.
Display {Address 1}, {Address 2}, {State}, and {Zip} fields as lighter "grayed out" text.
Display "city" as underlined text.

If DECEASED flag = 1 (YES), display "was" and "at the time {he/she} died".
Otherwise, display "is".

QUESTION TEXT:

[What {is/was} {your/SP's} city {at the time {he/she} died}?]

CONFIRM SPELLING

{Address 1}
{Address 2}
{City}, {State} {Zip}

ENTER TEXT

Length

25

RE4d**VARIABLE NAME(S) AND LABEL(S):****re12spadrsstt**

R12 RE SP ADDRESS STATE

DISPLAY INSTRUCTIONS:

Display updated IMS address in the question text
Display updated IMS state in the response field if available.
Display RE4a, 4b, 4c, 4d, and 4e on the same screen.
Display {Address 1}, {Address 2}, {City}, and {Zip} fields as lighter "grayed out" text.
Display "state" as underlined text.

If DECEASED flag = 1 (YES), display "was" and "at the time {he/she} died".
Otherwise, display "is".

QUESTION TEXT:

[What {is/was} {your/SP's} state {at the time {he/she} died}?]

TYPE THE FIRST LETTER OF THE STATE, THEN USE ARROW KEYS IF NEEDED TO LOCATE STATE, AND PRESS ENTER TO SELECT

{Address 1}
{Address 2}
{City}, {State} {Zip}

ENTER TEXT

Length 2
REFUSED
DON'T KNOW

PROGRAMMER INSTRUCTIONS:

Use lookup file (51STATE) of state names.

RE4e

VARIABLE NAME(S) AND LABEL(S):

re12spadrszip R12 RE SP ADDRESS ZIP CODE

DISPLAY INSTRUCTIONS:

Display updated IMS address in the question text
Display updated IMS zip code in the response field if available.
Display RE4a, 4b, 4c, 4d, and 4e on the same screen
Display {Address 1}, {Address 2}, {City}, and {State} fields as lighter, "grayed out" text
Display "zip code" as underlined text.

If DECEASED flag = 1 (YES), display "was" and "at the time {he/she} died".
Otherwise, display "is".

QUESTION TEXT:

[What {is/was} {your/SP's} zip code {at the time {he/she} died}?]

ENTER A 5-DIGIT ZIP CODE

{Address 1}
{Address 2}
{City}, {State} {Zip}

ENTER TEXT

Length 5

PROGRAMMER INSTRUCTIONS:

5-digit entry required. If less than 5 digits entered, display ErrorMessage #11.

Write updated Address 1, Address 2, City, State, and Zip fields to the PERSON ROSTER for SP.

IMS will pull updated Address 1, Address 2, City, State, and Zip fields from NHATS Interview Task once task status = 20 (COMPLETE).

BOX RE4f

VARIABLE NAME(S) AND LABEL(S):

NOT ON FILE

If NEWSAMPLE flag = 1 (YES), set NEW RESIDENCE flag = 1 (YES), and go to RE5.

Else if LAST INT DISP CODE = 64 (FQ ONLY) and DECEASED flag <> 1 (YES), set NEW RESIDENCE flag = 1 (YES) and go to RE5.

Otherwise, go to RE4f.

RE4f

VARIABLE NAME(S) AND LABEL(S):

re12spadrsnew

R12 RE4F SP ADDRESS SAME OR DIFF

DISPLAY INSTRUCTIONS:

If DECEASED FLAG = 1 (YES), display “LIVED”, “{Facility Name}”, “was”, “at the time {he/she} died”, “{he/she} was”, and (“, FACILITY NAME” if FACILITY NAME <> 95).
Otherwise, display “is”, “now”, and “LIVES”.

Display current and last address fields in 2 columns.

For CURRENT ADDRESS, if RE3 = 1 (YES), display updated IMS Facility Name, Address 1, Address 2, City, State, Zip.
Otherwise, display updated Facility Name, Address 1, Address 2, City, State, and Zip fields from RE4-RE4e.

For LAST ADDRESS, display preloaded LAST INT Facility Name, LAST INT Address 1, LAST INT Address 2, LAST INT City, LAST INT State, and LAST INT Zip fields.

Display “INCLUDING A DIFFERENT APT # OR UNIT #.” as underlined text.

QUESTION TEXT:

SPECIFY IF SP {LIVES/LIVED} AT SAME ADDRESS AS LAST INTERVIEW:

CURRENT ADDRESS:	ADDRESS AT LAST INTERVIEW:
{Facility Name}	{LAST INT Facility Name}
{Address 1}	{LAST INT Address 1}
{Address 2}	{LAST INT Address 2}
{City}, {State} {Zip}	{LAST INT City}, {LAST INT State} {LAST INT Zip}

IF NEEDED: Is the place {you are/SP {is/was}} living {now/at the time {he/she} died} the same place that {you were/{he/she} was} living at the time of the last interview?

ENTER 1 IF SAME ADDRESS.

ENTER 2 IF DIFFERENT ADDRESS, INCLUDING A DIFFERENT APT# OR UNIT #.

ENTER 3 IF SAME ADDRESS WITH MINOR ADDRESS CORRECTIONS (SPELLING, ZIP CODE, FACILITY NAME).

CODES

- | | |
|---|--|
| 1 | YES, SAME ADDRESS |
| 2 | NO, DIFFERENT ADDRESS |
| 3 | YES, SAME ADDRESS WITH MINOR CORRECTIONS |

PROGRAMMER INSTRUCTIONS:

If RE4f = 2 (DIFFERENT ADDRESS), set NEW RESIDENCE flag = 1 (YES).

If [RE4f = 1 (SAME ADDRESS) or 3 (SAME ADDRESS WITH CORRECTIONS)], set CURRENT INT HOTYPE flag = LAST INT HOTYPE flag.

Respondent Interview (ALL) :: RE

If [RE4f = 1 (SAME ADDRESS) or 3 (SAME ADDRESS WITH CORRECTIONS)] and LAST INT FACILITY flag = 1 (YES), set CURRENT INT FACILITY flag = 1 (YES).

If [RE4f = 1 (SAME ADDRESS) or 3 (SAME ADDRESS WITH CORRECTIONS)] and LAST INT RETIREMENT COMMUNITY flag = 1 (YES), set CURRENT INT RETIREMENT COMMUNITY flag = 1 (YES).

If DECEASED flag for SP <> 1 (YES) and IS11A = 1 (YES), set PROXY ADDRESS1, ADDRESS2, CITY, STATE and ZIP = SP's CURRENT INT ADDRESS1, ADDRESS2, CITY, STATE and ZIP.

BOX RE5

VARIABLE NAME(S) AND LABEL(S):

NOT ON FILE

If DECEASED flag = 1 (YES) and RE4f = 2 (DIFFERENT ADDRESS), go to BOX RE10.
Else if DECEASED flag = 1 (YES), go to RE12.
Otherwise, go to RE5.

RE5

VARIABLE NAME(S) AND LABEL(S):

NOT ON FILE

QUESTION TEXT:

Is this {your/SP's} mailing address?

CODES

1	YES	Box RE7
2	NO	
	REFUSED	Box RE7
	DON'T KNOW	Box RE7

RE6a

VARIABLE NAME(S) AND LABEL(S):

NOT ON FILE

DISPLAY INSTRUCTIONS:

Display RE6a, 6b, 6c, 6d, and 6e on the same screen

Display "address" as underlined text.

QUESTION TEXT:

What is {your/SP's} mailing address?

CONFIRM SPELLING

ENTER TEXT

Length

50

RE6b

VARIABLE NAME(S) AND LABEL(S):

NOT ON FILE

DISPLAY INSTRUCTIONS:

Display RE6a, 6b, 6c, 6d, and 6e on the same screen

Display "address" as underlined text

QUESTION TEXT:

[What is {your/SP's} mailing address?]

CONFIRM ADDRESS

IF NO APT/SUITE NUMBER, PRESS ENTER TO CONTINUE

ENTER TEXT

Length

50

PROGRAMMER INSTRUCTIONS:

Allow empty

RE6c

VARIABLE NAME(S) AND LABEL(S):

NOT ON FILE

DISPLAY INSTRUCTIONS:

Display RE6a, 6b, 6c, 6d, and 6e on the same screen

Display "city" as underlined text

QUESTION TEXT:

[What is {your/SP's} mailing city?]

CONFIRM SPELLING

ENTER TEXT

Length

25

RE6d

VARIABLE NAME(S) AND LABEL(S):

NOT ON FILE

DISPLAY INSTRUCTIONS:

Display RE6a, 6b, 6c, 6d, and 6e on the same screen
Display "state" as underlined text

QUESTION TEXT:

[What is {your/SP's} mailing state?]

TYPE THE FIRST LETTER OF THE STATE, THEN USE ARROW KEYS IF NEEDED TO LOCATE STATE, AND PRESS ENTER TO SELECT

ENTER TEXT

Length	2
REFUSED	
DON'T KNOW	

PROGRAMMER INSTRUCTIONS:

Use lookup file (51STATE) of state names.

RE6e

VARIABLE NAME(S) AND LABEL(S):

NOT ON FILE

DISPLAY INSTRUCTIONS:

Display RE6a, 6b, 6c, 6d, and 6e on the same screen
Display "zip code" as underlined text

QUESTION TEXT:

[What is {your/SP's} mailing zip code?]

ENTER A 5-DIGIT ZIP CODE

ENTER TEXT

Length	5
--------	---

PROGRAMMER INSTRUCTIONS:

5-digit entry required. If less than 5 digits entered, display Error Message #11.

BOX RE7

VARIABLE NAME(S) AND LABEL(S):

NOT ON FILE

If CAPI PHONE <> 3 (FIP), set RE7 = 2 (NO), and go to BOX RE8.

Otherwise, go to RE7.

RE7

VARIABLE NAME(S) AND LABEL(S):

re12intplace R12 RE7 SP INT AT PLACE OF RES

DISPLAY INSTRUCTIONS:

For CURRENT ADDRESS, if RE3 = 1 (YES), display updated IMS Facility Name, Address 1, Address 2, City, State, Zip.

Otherwise, display updated Address 1, Address 2, City, State, and Zip fields from RE4a-e.

QUESTION TEXT:

SPECIFY IF INTERVIEW IS BEING CONDUCTED AT SP'S PLACE OF RESIDENCE.

CURRENT ADDRESS:

{Facility Name}

{Address 1}

{Address 2}

{City}, {State} {Zip}

CODES

1 YES

2 NO

PROGRAMMER INSTRUCTIONS:

If RE7 = 1 (YES), set INT AT PLACE OF RESIDENCE flag = 1 (YES).

Display RE7 on separate screen from RE6A-RE6E.

BOX RE8

VARIABLE NAME(S) AND LABEL(S):

NOT ON FILE

If NEW RESIDENCE flag <> 1 (YES), set CURRENT INT STRUCTURE flag = LAST INT STRUCTURE flag, and go to Section HC – HEALTH CONDITIONS.

Otherwise, go to RE8.

RE8

VARIABLE NAME(S) AND LABEL(S):

re12newstrct

R12 RE8 NEW RESID PHYS STRUC IN R12

DISPLAY INSTRUCTIONS:

If CAPI PHONE <> 3(FIP), display "Which of the following best describes the physical structure of the building where {you live/SP lives}? Would you say a free-standing single house, a single house but attached to others, a mobile home or trailer, or a multi-unit building?"

ELSE If INT AT PLACE OF RESIDENCE FLAG = 1 (YES), display "CODE PHYSICAL STRUCTURE OF SP'S RESIDENCE." and "IF SP OCCUPIES ONE ROOM OF A FREE-STANDING OR ATTACHED SINGLE HOUSE, SELECT THE CODE THAT DESCRIBES THE OVERALL PHYSICAL STRUCTURE."

Otherwise, display "SHOW CARD RE1" and "Which of these best describes the physical structure of the building where {you live/SP lives}?"

QUESTION TEXT:

{SHOW CARD RE1}

{CODE PHYSICAL STRUCTURE OF SP'S RESIDENCE./Which of these best describes the physical structure of the building where {you live/SP lives}?/Which of the following best describes the physical structure of the building where {you live/SP lives}? Would you say a free-standing single home, a single house but attached to others, a mobile home or trailer, or a multi-unit building?}

{IF SP OCCUPIES ONE ROOM OF A FREE-STANDING OR ATTACHED SINGLE HOUSE, SELECT THE CODE THAT DESCRIBES THE OVERALL PHYSICAL STRUCTURE.}

CODES

1	FREE-STANDING (DETACHED) SINGLE HOUSE	BOX RE10
2	SINGLE HOUSE BUT ATTACHED TO OTHERS (ROW HOUSE, TOWNHOUSE, DUPLEX, TRIPLEX, OR TRIPLE DECKER)	BOX RE10
3	MOBILE HOME OR TRAILER	BOX RE10
4	MULTI-UNIT (2+) BUILDING	RE9
91	OTHER (SPECIFY)	

PROGRAMMER INSTRUCTIONS:

If 1, 2, or 3 is selected set CURRENT INT STRUCTURE flag=1 (HOUSE) and use display text of "home"
Else if 4 is selected set CURRENT INT STRUCTURE flag=2 (MULTI-UNIT) and use display text of "building"
Else if 91 is selected set CURRENT INT STRUCTURE flag=3 (OTHER) and use display text of "building"
IF RE8 = 91 (OTHER), display soft error message "YOU HAVE SELECTED OTHER TYPE OF STRUCTURE. SELECT THE STRUCTURE THAT LOOKS MOST LIKE SP'S RESIDENCE:
CODE 1 "FREE-STANDING (DETACHED) SINGLE HOUSE"
CODE 2 "SINGLE HOUSE BUT ATTACHED TO OTHERS"
CODE 3 "MOBILE HOME OR TRAILER"
CODE 4 "MULTI-UNIT (2+) BUILDING"

RE8a

VARIABLE NAME(S) AND LABEL(S):

NOT ON FILE

Respondent Interview (ALL) :: RE

QUESTION TEXT:

SPECIFY TYPE OF STRUCTURE

ENTER TEXT

Length

25

RE9**VARIABLE NAME(S) AND LABEL(S):**

re12newblgfl

R12 RE9 NEW RESID BLDG FLOORS IN R12

DISPLAY INSTRUCTIONS:

If INT AT PLACE OF RESIDENCE FLAG = 1 (YES), display "CODE NUMBER OF FLOORS OF STRUCTURE".

Otherwise, display "Does the building where {you live/SP lives} have one floor or more than one floor?"

QUESTION TEXT:

{CODE NUMBER OF FLOORS OF STRUCTURE/Does the building where {you live/SP lives} have one floor or more than one floor?}

CODES

- | | |
|---|------------------------------|
| 1 | BUILDING HAS ONE FLOOR |
| 2 | BUILDING HAS MULTIPLE FLOORS |

BOX RE10**VARIABLE NAME(S) AND LABEL(S):**

NOT ON FILE

If NEWSAMPLE flag = 1 (YES), go to Section HC – Health Conditions.

Else if LAST INT DISP CODE = 64 (FQ ONLY) and DECEASED flag <> 1 (YES), go to Section HC – Health Conditions.

Else if NEW RESIDENCE flag = 1 (YES), go to RE10.

Else if DECEASED flag = 1 (YES), go to RE11.

Otherwise, go to Section HC – Health Conditions.

RE10

VARIABLE NAME(S) AND LABEL(S):

re12mthmove

R12 RE10 MONTH MOVED NEW ADDRESS

DISPLAY INSTRUCTIONS:

Display "MONTH" in underlined text.

QUESTION TEXT:

In what month and year since {LAST INT MONTH AND YEAR}, did {you/SP} move to {Address 1}, {Address 2}, {City}, {State} {Zip}?

ENTER MONTH

ENTER NUMBER

Range

1 to 12

REFUSED

DON'T KNOW

RE10b

VARIABLE NAME(S) AND LABEL(S):

re12yearmove

R12 RE10B YEAR MOVED NEW ADDRESS

DISPLAY INSTRUCTIONS:

Display "4-DIGIT YEAR" in underlined text.

QUESTION TEXT:

[In what month and year since {LAST INT MONTH AND YEAR}, did {you/SP} move to {Address 1}, {Address 2}, {City}, {State} {Zip}?]

ENTER 4-DIGIT YEAR

ENTER NUMBER

REFUSED

DON'T KNOW

PROGRAMMER INSTRUCTIONS:

Soft Range: CURRENT YEAR-1 to CURRENT YEAR

Hard Range: R1 INT YEAR to CURRENT YEAR

Combined month and year cannot be before date of last interview. If date is before date of last interview, display soft error message #15.

BOX RE11

VARIABLE NAME(S) AND LABEL(S):

NOT ON FILE

Respondent Interview (ALL) :: RE

If DECEASED flag = 1 (YES), go to RE11.

Otherwise, go to Section HC – Health Conditions.

RE11

VARIABLE NAME(S) AND LABEL(S):

re12placedec

R12 RE11 CARE AT NEW RESID PLACE SP DIED

QUESTION TEXT:

Was this the kind of place that provides care, such as an assisted living facility, board and care home, nursing home, or other long term care facility?

CODES

- | | |
|---|------------|
| 1 | YES |
| 2 | NO |
| | REFUSED |
| | DON'T KNOW |

PROGRAMMER INSTRUCTIONS:

If RE11 = 1 (YES), set FACILITY flag = 1 (YES).

RE12

VARIABLE NAME(S) AND LABEL(S):

re12alonedec

R12 RE12 LIVED ALONE AT DEATH

QUESTION TEXT:

At the time of {SP}'s death, was {he/she} living alone?

CODES

- | | |
|---|------------|
| 1 | YES |
| 2 | NO |
| | REFUSED |
| | DON'T KNOW |

PROGRAMMER INSTRUCTIONS:

Go to Section PD – Place of Death.

Derived Variables from Items in RE Section

Respondent Interview (ALL) :: RE

VARIABLE NAME(S) AND LABEL(S):

re12dresistrct	R12 D RESIDNCE PHYSICAL STRCTUR
re12dbldg	R12 D SP BLDG MORE THAN ONE FLOOR
re12dcensdiv	R12 D SP CENSUS DIVISION
re12dresnew	R12 D NEW RESIDENCE SINCE LAST INT
r12dmetnonmet	R12 D METRO / NON-METRO RESIDENCE
r12drucc	R12 D RURAL URBAN CONTINUUM RESIDENCE

FFlag Variables Set in the RE Section**VARIABLE NAME(S) AND LABEL(S):**

fl12structure	R12 F RE STRUCTURE OF SP DWELLING
fl12resnew	R12 F RE NEW RESIDENCE ROUTING FLAG
fl12facility	R12 F RE ROUTING FLAG FROM RE4f HT3 5 6 7
fl12hotype	R12 F RE HT TYPE OF HOME
fl12retirecom	R12 F RE HT SP LIVES IN RETIREMT COM

Restricted Variables in the RE Section**VARIABLE NAME(S) AND LABEL(S):**

re12spadrscoy	R12 RE SP ADDRESS COUNTY
re12spfpscoy	R12 RE SP ADDRESS FIPS COUNTY
re12censtract	R12 RE SP CENSUS TRACT
re12spfpsstcy	R12 RE SP ADDRESS FIPS STATE/COUNTY

Respondent Interview (ALL)

Section HC [HEALTH CONDITIONS]

Sequence: 7

HC1PRE

VARIABLE NAME(S) AND LABEL(S):

NOT ON FILE

QUESTION TEXT:

Let's turn to some questions about {your/SP's} health.

PRESS 1 AND ENTER TO CONTINUE

HC1

VARIABLE NAME(S) AND LABEL(S):

hc12health

R12 HC1 OVERALL HEALTH CONDITION

QUESTION TEXT:

Would you say that in general {your/SP's} health is excellent, very good, good, fair, or poor?

CODES

1	EXCELLENT
2	VERY GOOD
3	GOOD
4	FAIR
5	POOR
	REFUSED
	DON'T KNOW

HC2

VARIABLE NAME(S) AND LABEL(S):

hc12disescn1

R12 HC2 SP HAD HEART ATTACK

hc12disescn2

R12 HC2 SP HAS HEART DISEASE INCLUDES EVER

hc12disescn3	R12 HC2 SP HAS HIGH BLOOD PRESS INCLUDES EVER
hc12disescn4	R12 HC2 SP HAS ARTHRITIS INCLUDES EVER
hc12disescn5	R12 HC2 SP HAS OSTEOPOROSIS INCLUDES EVER
hc12disescn6	R12 HC2 SP HAS DIABETES INCLUDES EVER
hc12disescn7	R12 HC2 SP HAS LUNG DISEASE INCLUDES EVER
hc12disescn8	R12 HC2 SP HAD STROKE
hc12disescn9	R12 HC2 SP HAS DEMENTIA OR ALZH INCLUDES EVER
hc12disescn10	R12 HC2 SP HAS CANCER

DISPLAY INSTRUCTIONS:

Use “Same Question Stem” display

If at HC2a, do not display question text in brackets.
Otherwise, display question text in brackets.

If NEWSAMPLE flag = 1 (YES), display “I will read a list of some diseases and conditions that a doctor may have said {you have/SP has}. Please tell me if a doctor ever”
Otherwise, display “We are interested in new health conditions that {you have/SP has} learned about this year. Since the time of the last interview in {LAST INT MONTH AND YEAR}, has a doctor”.

If LAST INT HC2b, c, d, e, f, g, or i = 1 (YES), do not display corresponding item.

Always display HC2a, HC2h, and HC2j.

QUESTION TEXT:

{{{We are interested in new health conditions that {you have/SP has} learned about this year. Since the time of the last interview in {LAST INT MONTH AND YEAR}, has a doctor/I will read a list of some diseases and conditions that a doctor may have said {you have/SP has}. Please tell me if a doctor ever} told {you/him/her} that {you/he/she} had{{{

{variable text [a-j]}

RESPONSE [1] a. a heart attack or myocardial infarction?
RESPONSE [2] b. any heart disease including angina or congestive heart failure?
RESPONSE [3] c. high blood pressure or hypertension?
RESPONSE [4] d. arthritis (including osteo or rheumatoid arthritis)?
RESPONSE [5] e. osteoporosis or thinning of the bones?
RESPONSE [6] f. diabetes?
RESPONSE [7] g. lung disease, such as emphysema, asthma, or chronic bronchitis?
RESPONSE [8] h. a stroke?
RESPONSE [9] i. dementia or Alzheimer’s Disease?
RESPONSE [10] j. cancer

CODES

1	YES
2	NO
7	PREVIOUSLY REPORTED
	REFUSED
	DON'T KNOW

PROGRAMMER INSTRUCTIONS:

Array the responses and Variable text columns in the panel.

Display 'variable text' in the a-j sequence until all rows have been displayed.

Do not display response code 7 (PREVIOUSLY REPORTED).

If LAST INT HC2b, c, d, e, f, g, or i = 1 (YES), set corresponding CURRENT INT variable = 7 (PREVIOUSLY REPORTED).

BOX HC3**VARIABLE NAME(S) AND LABEL(S):**

NOT ON FILE

If HC2j = 1 (YES,CANCER), go to HC3.
Otherwise, go to BOX HC4.

HC3**VARIABLE NAME(S) AND LABEL(S):**

hc12cancerty1	R12 HC3 SP HAD SKIN CANCER
hc12cancerty2	R12 HC3 SP HAD BREAST CANCER
hc12cancerty3	R12 HC3 SP HAD PROSTATE CANCER
hc12cancerty4	R12 HC3 SP HAD BLADDER CANCER
hc12cancerty5	R12 HC3 SP HAD CRV OVRN UTRN CNCR
hc12cancerty6	R12 HC3 SP HAD COLON CANCER
hc12cancerty7	R12 HC3 SP HAD KIDNEY CANCER
hc12cancerty8	R12 HC3 SP HAD OTHER CANCER

DISPLAY INSTRUCTIONS:

If SP is male, display "prostate cancer," and response code 3.

QUESTION TEXT:

Was that skin cancer, breast cancer, {prostate cancer,} or some other type?
SELECT ALL THAT APPLY

CODES

1	SKIN CANCER	BOX HC4
2	BREAST CANCER	BOX HC4
3	{PROSTATE CANCER}	BOX HC4

Respondent Interview (ALL) :: HC

4	BLADDER CANCER	BOX HC4
5	CERVICAL/OVARIAN/UTERINE CANCER	BOX HC4
6	COLON CANCER	BOX HC4
7	KIDNEY CANCER	BOX HC4
91	OTHER TYPE OF CANCER (SPECIFY)	BOX HC4
	REFUSED	BOX HC4
	DON'T KNOW	BOX HC4

HC3B

VARIABLE NAME(S) AND LABEL(S):

NOT ON FILE

QUESTION TEXT:

SPECIFY TYPE OF CANCER

IF NEEDED: What type of cancer was this?

ENTER TEXT

Length	50
REFUSED	
DON'T KNOW	

BOX HC4

VARIABLE NAME(S) AND LABEL(S):

NOT ON FILE

If NEWSAMPLE flag = 1 (YES) and HC2i = 1 (YES, DEMENTIA), go to HC4.
Otherwise, go to HC5.

HC4

VARIABLE NAME(S) AND LABEL(S):

hc12dementage	R12 HC4 AGE TOLD HAD DEMENTIA
---------------	-------------------------------

Respondent Interview (ALL) :: HC

QUESTION TEXT:

How old {were you/was SP} when {you were/{he/she} was} told {you have/{he/she} had} dementia or Alzheimer's disease?

IF NEEDED: If you are not sure, just give me your best guess.

ENTER AGE

ENTER NUMBER

Range 40 to 115
 REFUSED
 DON'T KNOW

PROGRAMMER INSTRUCTIONS:

Range 40-115

Compare age entry to SP's calculated age today. If age entry > SP's current age, display error message "CONFIRM RESPONSE. AGE ENTERED IS GREATER THAN SP'S CURRENT AGE".

HC5**VARIABLE NAME(S) AND LABEL(S):**

hc12brokebon1 R12 HC5A SP BROKEN OR FRACT HIP
 hc12brokebon2 R12 HC5B SP OTHR BRKN FRACT BONE

DISPLAY INSTRUCTIONS:

Use "Same Question Stem" display.

If at HC5a, do not display question text in brackets.
 Otherwise, display question text in brackets.

If NEWSAMPLE flag = 1 (YES), display "Since age 50".
 Otherwise, display "Since the time of the last interview in {LAST INT MONTH AND YEAR}".

QUESTION TEXT:

{{ {Since the time of the last interview in {LAST INT MONTH AND YEAR}/Since age 50}, has a doctor told {you/SP} that {you/he/she} had{{}}

{variable text [a-b]}

RESPONSE [1] a. a broken or fractured hip?

RESPONSE [2] b. other broken or fractured bones?

CODES

1 YES
 2 NO
 REFUSED
 DON'T KNOW

PROGRAMMER INSTRUCTIONS:

Array the responses and Variable text columns in the panel.

Display 'variable text' in the a-b sequence until all rows have been displayed.

HC5A

VARIABLE NAME(S) AND LABEL(S):

hc12covidoc R12 HC5A SP TOLD HAD COVID-19 BY DOCTOR

DISPLAY INSTRUCTIONS:

Display “definitely” and “possibly” in underlined text.
If NEWSAMPLE Flag <> 1 (YES), display "Since the time of the last interview in {LAST INT MONTH AND YEAR}, has a doctor".
Otherwise, display "Has a doctor ever".

QUESTION TEXT:

{Since the time of the last interview in {LAST INT MONTH AND YEAR}, has a doctor/Has a doctor ever} told {you/SP} that {you/he/she} definitely or possibly had COVID-19?

CODES

1	YES, DEFINITELY
2	YES, POSSIBLY
3	NO
	REFUSED
	DON'T KNOW

HC5B

VARIABLE NAME(S) AND LABEL(S):

hc12covidtest R12 HC5B SP EVER BEEN TESTED FOR COVID-19

DISPLAY INSTRUCTIONS:

If NEWSAMPLE flag <> 1 (YES), display "Since the time of the last interview, {have you/has SP}".
Otherwise, display "{Have you/Has SP} ever".

QUESTION TEXT:

{Since the time of the last interview, {have you/has SP}}{Have you/Has SP} ever} been tested for COVID-19?

CODES

1	YES	
2	NO	HC5D
	REFUSED	HC5D
	DON'T KNOW	HC5D

HC5C

VARIABLE NAME(S) AND LABEL(S):

DISPLAY INSTRUCTIONS:

If NEWSAMPLE flag <> 1 (YES), display "Since the time of the last interview, {have you/has SP} had".
 Otherwise, display "{Have you/Has SP}".
 Display "positive" in underlined text.

QUESTION TEXT:

{Since the time of the last interview, {have you/has SP}/{Have you/Has SP}} had a positive test result, meaning {you/he/she} had COVID-19?

CODES

1	YES
2	NO
	REFUSED
	DON'T KNOW

HC5D**VARIABLE NAME(S) AND LABEL(S):****hc12symptoms**

R12 HC5D SP HAD SYMPTOMS COVID-19

DISPLAY INSTRUCTIONS:

If [HC5A = 3 (NO), DK, or RF] and [HC5B = 2 (NO), DK, or RF] or [HC5C = 2 (NO), DK, RF]], display: "that led {you/him/her} to believe that {you/he/she} had"

Otherwise display: "of"

If NEWSAMPLE flag <> 1 (YES), display "Since the time of the last interview, {have you/has SP}".
 Otherwise, display "{Have you/Has SP}".

If NEWSAMPLE flag <> 1(YES) and COVIDSymptoms flag = 1 (YES), display "In the last interview we learned you previously had COVID-19 symptoms." and "new"

QUESTION TEXT:

{In the last interview we learned {you/SP} previously had COVID-19 symptoms.} {Since the time of the last interview, {have you/has SP}/{Have you/Has SP}} had {new} symptoms {that led {you/him/her} to believe that {you/he/she} had/of} COVID-19?

CODES

1	YES
2	NO
	REFUSED
	DON'T KNOW

BOXHC5D1

VARIABLE NAME(S) AND LABEL(S):

NOT ON FILE

If NEWSAMPLE Flag = 1 (YES) and HC5D = 1 (YES), go to HC5D1.
Else if NEWSAMPLE Flag <>1 (YES) and [HC5D =1 (YES) or COVIDSymptoms Flag = 1 (YES)], go to HC5E.
Otherwise, go to Box HC5H.

HC5D1

VARIABLE NAME(S) AND LABEL(S):

hc12sympyr R12 HC5D1 SYMPTOMS START IN THE LAST YEAR

QUESTION TEXT:

Did those symptoms start in the last year? That is, since {MONTH AND YEAR 12 MONTHS PRIOR TO TODAY'S DATE}.

[IF NEEDED: If {you/SP} had symptoms more than once, please focus on the most recent time.]

CODES

1	YES
2	NO
	REFUSED
	DON'T KNOW

HC5E

VARIABLE NAME(S) AND LABEL(S):

hc12sympvl R12 HC5E HOW BAD WERE COVID-19 SYMPTOMS

QUESTION TEXT:

When {your/his/her} COVID-19 symptoms were at their worst, were they mild, moderate, severe or very severe?

[IF NEEDED: If {you/SP} had symptoms more than once, please focus on the most recent time.]

CODES

1	MILD
---	------

2	MODERATE
3	SEVERE
4	VERY SEVERE
	REFUSED
	DON'T KNOW

HC5F

VARIABLE NAME(S) AND LABEL(S):

hc12effects	R12 HC5F STILL HAVING HEALTH EFFECTS FROM COVID-19
--------------------	--

QUESTION TEXT:

Sometimes people report COVID-19 affects their health for a while after they get sick. {Are you/Is SP} having health effects from COVID-19 now?

CODES

1	YES	
2	NO	
	REFUSED	BOXHC5H
	DON'T KNOW	BOXHC5H

BOXHC5G

VARIABLE NAME(S) AND LABEL(S):

NOT ON FILE

If NEWSAMPLE Flag <>1 (YES) and HC5D=No, RF DK and COVIDSymptoms Flag=1) and HC5F=1 (YES) go to Box HC5H.

HC5G

VARIABLE NAME(S) AND LABEL(S):

hc12effectslen	R12 HC5G COVID-19 HEALTH EFFECTS LENGTH
-----------------------	---

DISPLAY INSTRUCTIONS:

If HC5F= 1 (YES) display "{have you/has SP} had";

Otherwise display "did {you/SP} have"

QUESTION TEXT:

Thinking about both {your/SP's} symptoms at the beginning, and any health effects {you/SP} may have had after, how long {{have you/has SP} had} / {{did {you/SP} have}} COVID-19? Would you say less than a week, 1-2 weeks, 3-4 weeks, 1-2 months, or more than 2 months?

CODES

1	LESS THAN A WEEK	BOXHC5H
2	1 - 2 WEEKS	BOXHC5H
3	3 - 4 WEEKS	BOXHC5H
4	1 - 2 MONTHS	BOXHC5H
5	MORE THAN 2 MONTHS	HC5G1
	REFUSED	BOXHC5H
	DON'T KNOW	BOXHC5H

HC5G1

VARIABLE NAME(S) AND LABEL(S):

hc12effects2mo R12 HC5G1 COVID-19 EFFECTS MORE THAN 2 MONTHS

QUESTION TEXT:

Would you say 2-3 months, 4-5 months, 6-12 months, or more than 12 months?

CODES

1	2 - 3 MONTHS
2	4 - 5 MONTHS
3	6 - 12 MONTHS
4	MORE THAN 12 MONTHS
	REFUSED
	DON'T KNOW

BOXHC5H

VARIABLE NAME(S) AND LABEL(S):

NOT ON FILE

DISPLAY INSTRUCTIONS:

If VACCINE Flag = 1 (YES), go to BOXHC5K.
Otherwise, go to HC5H.

HC5H

VARIABLE NAME(S) AND LABEL(S):

hc12vaccine R12 HC5H SP VACCINATED FOR COVID-19

QUESTION TEXT:

{Have you/Has SP} been vaccinated for COVID-19?

CODES

1	YES	
2	NO	HC5J
	REFUSED	BOX HC5K
	DON'T KNOW	BOX HC5K

HC5I

VARIABLE NAME(S) AND LABEL(S):

hc12vaccinemth R12 HC5I MONTH SP VACCINATED FOR COVID-19

DISPLAY INSTRUCTIONS:

Display "MONTH" in underlined text.

QUESTION TEXT:

In what month and year {were you/was SP} first vaccinated for COVID-19?
If you received more than one shot, please tell me the month and year you received the first shot.

ENTER MONTH

ENTER NUMBER

Range	1 to 12
REFUSED	HC5K
DON'T KNOW	HC5K

HC5Ib

VARIABLE NAME(S) AND LABEL(S):

DISPLAY INSTRUCTIONS:

Display "4-DIGIT YEAR" in underlined text.

QUESTION TEXT:

[In what month and year {were you/was SP} first vaccinated for COVID-19?]

ENTER 4-DIGIT YEAR

ENTER NUMBER

REFUSED

DON'T KNOW

PROGRAMMER INSTRUCTIONS:

Hard Range : 2021 to CURRENT YEAR

Combined month and year cannot be before date of last interview. If date is before date of last interview, display soft error message #15.

All responses go to Box HC5K

HC5J**VARIABLE NAME(S) AND LABEL(S):**

hc12vaccinetry

R12 HC5J SP TRIED TO GET COVID-19 VACCINE

QUESTION TEXT:

{Have you/Has SP} tried to get a COVID-19 vaccination?

CODES

1	YES
2	NO
	REFUSED
	DON'T KNOW

BOX HC5K**VARIABLE NAME(S) AND LABEL(S):**

NOT ON FILE

If VACCINE Flag = 1 (YES) or HC5H = 1 (Vaccinated), go to HC5K.
Otherwise, go to BOXHC6.

HC5K

VARIABLE NAME(S) AND LABEL(S):

hc12booster

R12 HC5K RECEIVED BOOSTER FOR COVID-19

QUESTION TEXT:

{Have you/Has SP} received a COVID-19 booster shot?

CODES

1	YES	
2	NO	BOX HC6
	REFUSED	BOX HC6
	DON'T KNOW	BOX HC6

HC5L

VARIABLE NAME(S) AND LABEL(S):

hc12boosterthm

R12 HC5L MONTH SP RECEIVED BOOSTER FOR COVID-19

DISPLAY INSTRUCTIONS:

Display "MONTH" in underlined text.

QUESTION TEXT:

In what month and year did {you/SP} receive a COVID-19 booster shot?
If you received more than one booster shot, please tell me the month and year you received the first booster shot.

ENTER MONTH

ENTER NUMBER

Range	1 to 12
REFUSED	BOXHC6
DON'T KNOW	BOXHC6

HC5Lb

VARIABLE NAME(S) AND LABEL(S):

hc12booster^{yr}

R12 HC5LB YEAR SP RECEIVED BOOSTER FOR COVID-19

DISPLAY INSTRUCTIONS:

Respondent Interview (ALL) :: HC

Display "4-DIGIT YEAR" in underlined text.

QUESTION TEXT:

[In what month and year did {you/SP} receive a COVID-19 booster shot?]

ENTER 4-DIGIT YEAR

ENTER NUMBER

REFUSED

DON'T KNOW

PROGRAMMER INSTRUCTIONS:

Hard Range : 2021 to CURRENT YEAR

Combined month and year cannot be before date of last interview. If date is before date of last interview, display soft error message #15.

All responses go to Box HC6.

BOX HC6

VARIABLE NAME(S) AND LABEL(S):

NOT ON FILE

If NEWSAMPLE flag = 1 (YES), go to HC6.
Otherwise, go to HC7.

HC6

VARIABLE NAME(S) AND LABEL(S):

hc12serdisill

R12 HC6 SP OTHR SER DIS ILLNES

QUESTION TEXT:

Is there another serious disease or illness that I have not asked about that a doctor has told {you/SP} that {you have/{he/she} has}?

CODES

1 YES

2 NO

REFUSED

DON'T KNOW

HC7

HC7

HC7

HC6A

VARIABLE NAME(S) AND LABEL(S):

NOT ON FILE

QUESTION TEXT:

What is that (serious disease or illness)?

ENTER TEXT

Length	75
REFUSED	
DON'T KNOW	

PROGRAMMER INSTRUCTIONS:

Field length 75.

HC7

VARIABLE NAME(S) AND LABEL(S):

hc12hosptstay R12 HC7 SP HOSP STAY LAST 12MOS

DISPLAY INSTRUCTIONS:

If NEWSAMPLE flag = 1 (YES), display “within the last 12 months, that is since {CURRENT MONTH AND YEAR – 1 YEAR}”.

Otherwise, display “since the time of the last interview in {LAST INT MONTH AND YEAR}

Display "last 12 months" in bold underlined text.

QUESTION TEXT:

{Have you/Has SP} had an overnight hospital stay {since the time of the last interview in {LAST INT MONTH AND YEAR}/within the last 12 months, that is since {CURRENT MONTH AND YEAR - 1 YEAR}}?

CODES

1	YES	
2	NO	HC9PRE
	REFUSED	HC9PRE
	DON'T KNOW	HC9PRE

HC8

VARIABLE NAME(S) AND LABEL(S):

hc12hosovrnht R12 HC8 SP NUM OF HOSP STAYS

DISPLAY INSTRUCTIONS:

Respondent Interview (ALL) :: HC

If NEWSAMPLE flag = 1 (YES), display “(in the last 12 months)”.
Otherwise, display “since the time of the last interview in {LAST INT MONTH AND YEAR}”.

Display "last 12 months" in bold underlined text.

QUESTION TEXT:

How many separate overnight hospital stays {have you/has SP} had {(in the last 12 months)/since the time of the last interview in {LAST INT MONTH AND YEAR}}? By hospital stay, we mean a time when {you/SP} stayed at least one night in the hospital.

ENTER NUMBER

Range	1 to 365
Soft Range	1 to 12
REFUSED	
DON'T KNOW	

PROGRAMMER INSTRUCTIONS:

Numeric field length 3.
Hard range 1-365.
Soft range 1-12.

HC9PRE

VARIABLE NAME(S) AND LABEL(S):

NOT ON FILE

DISPLAY INSTRUCTIONS:

If NEWSAMPLE flag <> 1 (YES), display “since the time of the last interview in {LAST IN MONTH AND YEAR}”.
Otherwise, use null display.

QUESTION TEXT:

Next I have a few questions about any types of surgery {you/SP} may have had {since the time of the last interview in {LAST INT MONTH AND YEAR}}.

PRESS 1 AND ENTER TO CONTINUE

BOX HC9

VARIABLE NAME(S) AND LABEL(S):

NOT ON FILE

If NEWSAMPLE flag = 1 (YES), go to HC9A.
Otherwise, go to HC9B.

HC9A

VARIABLE NAME(S) AND LABEL(S):

hc12kneesurg R5 HC12A HAD KNEE SURGERY

QUESTION TEXT:

{Have you/Has SP} ever had any of the following types of surgery?

Knee repair or replacement?

IF NEEDED: Knee surgery includes knee repair or replacement.

CODES

1	YES	
2	NO	HC10A
	REFUSED	HC10A
	DON'T KNOW	HC10A

HC9B

VARIABLE NAME(S) AND LABEL(S):

hc12knesrgyr R12 HC9B KNEE SURGERY IN 12 MNTHS

DISPLAY INSTRUCTIONS:

If NEWSAMPLE flag = 1 (YES), display “In the last 12 months, that is since {CURRENT MONTH, DAY, AND YEAR – 1 YEAR}”.

Otherwise, display “Since {LAST INT MONTH AND YEAR}”.

Spell out month name in question text.

QUESTION TEXT:

{Since {LAST INT MONTH AND YEAR}/In the last 12 months, that is since {CURRENT MONTH, DAY, AND YEAR - 1 YEAR}}, did {you/SP} have knee surgery?

IF NEEDED: Knee surgery includes knee repair or replacement.

CODES

1	YES
2	NO
	REFUSED
	DON'T KNOW

BOX HC9C

VARIABLE NAME(S) AND LABEL(S):

NOT ON FILE

If NEWSAMPLE flag= 1 (YES) and HC9B = 2 (NO), go to HC9C.
Else if NEWSAMPLE flag = 1 (YES) and HC9B = 1 (YES), RF, or DK, go to HC10A.
Otherwise, go to HC10B.

HC9C

VARIABLE NAME(S) AND LABEL(S):

hc12ageknesur R12 HC9C AGE AT LAST KNEE SURGERY

QUESTION TEXT:

How old {were you/was SP} the last time {you/he/she} had knee repair or replacement surgery?

IF NEEDED: If you are not sure, just give me your best guess.

ENTER AGE

ENTER NUMBER

Range 18 to 110
REFUSED
DON'T KNOW

PROGRAMMER INSTRUCTIONS:

Range 18-110
Compare age entry to SP's calculated age today. If age entry>SP's current age, display error message
"CONFIRM RESPONSE. AGE ENTERED IS GREATER THAN SP'S CURRENT AGE".

HC10A

VARIABLE NAME(S) AND LABEL(S):

hc12hipsurg R12 HC10A HIP REPAIR OR REPLACMNT

QUESTION TEXT:

{Have you/Has SP} ever had hip repair or replacement surgery?

IF NEEDED: Hip surgery includes hip repair or replacement.

CODES

1	YES	
2	NO	HC11A
	REFUSED	HC11A
	DON'T KNOW	HC11A

HC10B

VARIABLE NAME(S) AND LABEL(S):

hc12hipsrgyr R12 HC10B HIP SURG IN 12 MNTHS

DISPLAY INSTRUCTIONS:

If NEWSAMPLE flag = 1 (YES), display “In the last 12 months, that is since {CURRENT MONTH, DAY, AND YEAR – 1 YEAR}”.

Otherwise, display “Since {LAST INT MONTH AND YEAR}”.

Spell out month name in question text.

QUESTION TEXT:

{Since {LAST INT MONTH AND YEAR}/In the last 12 months, that is since {CURRENT MONTH, DAY, AND YEAR - 1 YEAR}}, did {you/SP} have hip surgery?

IF NEEDED: Hip surgery includes hip repair or replacement.

CODES

1	YES
2	NO
	REFUSED
	DON'T KNOW

BOX HC10C

VARIABLE NAME(S) AND LABEL(S):

NOT ON FILE

If NEWSAMPLE flag= 1 (YES) and HC10B = 2 (NO), go to HC10C.
Else if NEWSAMPLE flag = 1 (YES) and HC10B = 1 (YES), RK, or DK, go to HC11A.
Otherwise, go to HC11B.

HC10C

VARIABLE NAME(S) AND LABEL(S):**hc12agehipsurg**

R12 HC10C AGE AT LAST HIP SURGERY

QUESTION TEXT:

How old {were you/was SP} the last time {you/he/she} had hip repair or replacement surgery?

IF NEEDED: If you are not sure, just give me your best guess.

ENTER AGE

ENTER NUMBER

Range

40 to 110

REFUSED

DON'T KNOW

PROGRAMMER INSTRUCTIONS:

Range 40-110

Compare age entry to SP's calculated age today. If age entry > SP's current age, display error message "CONFIRM RESPONSE. AGE ENTERED IS GREATER THAN SP'S CURRENT AGE".

HC11A**VARIABLE NAME(S) AND LABEL(S):****hc12catarsurg**

R12 HC11A HAD CATARACT SURGERY

QUESTION TEXT:

{Have you/Has SP} ever had cataract surgery?

CODES

1 YES

2 NO

HC12A

REFUSED

HC12A

DON'T KNOW

HC12A

HC11B**VARIABLE NAME(S) AND LABEL(S):****hc12catrsrgyr**

R12 HC11B CATER SURG IN 12 MNTHS

DISPLAY INSTRUCTIONS:

If NEWSAMPLE flag = 1 (YES), display "In the last 12 months, that is since {CURRENT MONTH, DAY, AND YEAR - 1 YEAR}".

Otherwise, display "Since {LAST INT MONTH AND YEAR}".

Spell out month name in question text.

Respondent Interview (ALL) :: HC

QUESTION TEXT:

{Since {LAST INT MONTH AND YEAR}}/In the last 12 months, that is since {CURRENT MONTH, DAY, AND YEAR - 1 YEAR}}, did {you/SP} have cataract surgery?

CODES

- | | |
|---|------------|
| 1 | YES |
| 2 | NO |
| | REFUSED |
| | DON'T KNOW |

BOX HC11C**VARIABLE NAME(S) AND LABEL(S):**

NOT ON FILE

If NEWSAMPLE flag= 1 (YES), and HC11B = 2 (NO), go to HC11C.
 Else if NEWSAMPLE flag = 1 (YES), and HC11B = 1 (YES), RF, or DK, go to HC12A.
 Otherwise, go to HC12B.

HC11C**VARIABLE NAME(S) AND LABEL(S):**

hc12agecatsur	R12 HC11C AGE AT LAST CATRCT SURG
---------------	-----------------------------------

QUESTION TEXT:

How old {were you/was SP} the last time {you/he/she} had cataract surgery?

IF NEEDED: If you are not sure, just give me your best guess.

ENTER AGE

ENTER NUMBER

Range	40 to 110
REFUSED	
DON'T KNOW	

PROGRAMMER INSTRUCTIONS:

Range 40-110

Compare age entry to SP's calculated age today. If age entry>SP's current age, display error message
 "CONFIRM RESPONSE. AGE ENTERED IS GREATER THAN SP'S CURRENT AGE".

Respondent Interview (ALL) :: HC

HC12A

VARIABLE NAME(S) AND LABEL(S):

hc12bckspnsur R12 HC12A HAD BACK OR SPINE SURGR

QUESTION TEXT:

{Have you/Has SP} ever had back or spine surgery?

CODES

1	YES	
2	NO	HC13A
	REFUSED	HC13A
	DON'T KNOW	HC13A

HC12B

VARIABLE NAME(S) AND LABEL(S):

hc12backsgyr R12 HC12B BCK SPNE SURGR 12 MNTHS

DISPLAY INSTRUCTIONS:

If NEWSAMPLE flag = 1 (YES), display “In the last 12 months, that is since {CURRENT MONTH, DAY, AND YEAR – 1 YEAR}”.

Otherwise, display “Since {LAST INT MONTH AND YEAR}”.

Spell out month name in question text.

QUESTION TEXT:

{Since {LAST INT MONTH AND YEAR}/In the last 12 months, that is since {CURRENT MONTH, DAY, AND YEAR - 1 YEAR}}, did {you/SP} have back or spine surgery?

CODES

1	YES
2	NO
	REFUSED
	DON'T KNOW

BOX HC12C

VARIABLE NAME(S) AND LABEL(S):

NOT ON FILE

If NEWSAMPLE flag= 1 (YES) and HC12B = 2 (NO), go to HC12C.
Else if NEWSAMPLE flag = 1 (YES) and HC12B = 1 (YES), RF, or DK, go to HC13A.
Otherwise, go to HC13B.

HC12C

VARIABLE NAME(S) AND LABEL(S):

hc12agebcksrgr R12 HC12C AGE AT LAST BACK SURGRY

QUESTION TEXT:

How old {were you/was SP} the last time {you/he/she} had back or spine surgery?

IF NEEDED: If you are not sure, just give me your best guess.

ENTER AGE

ENTER NUMBER

Range 20 to 110
REFUSED
DON'T KNOW

PROGRAMMER INSTRUCTIONS:

Range 20-110
Compare age entry to SP's calculated age today. If age entry>SP's current age, display error message
"CONFIRM RESPONSE. AGE ENTERED IS GREATER THAN SP'S CURRENT AGE".

HC13A

VARIABLE NAME(S) AND LABEL(S):

hc12heartsurg R12 HC13A HAD HEART SURGERY

QUESTION TEXT:

{Have you/Has SP} ever had heart surgery of any kind, including a bypass, valve surgery, pacemaker, or a stent?

CODES

1	YES	
2	NO	HC14PRE
	REFUSED	HC14PRE
	DON'T KNOW	HC14PRE

HC13B

VARIABLE NAME(S) AND LABEL(S):

hc12hartsrgyr R12 HC13B HEART SURGERY 12 MONTHS

DISPLAY INSTRUCTIONS:

If NEWSAMPLE flag = 1 (YES), display “In the last 12 months, that is since {CURRENT MONTH, DAY, AND YEAR - 1 YEAR}”.

Otherwise, display “Since {LAST INT MONTH AND YEAR}”.

Spell out month name in question text.

QUESTION TEXT:

{Since {LAST INT MONTH AND YEAR}/In the last 12 months, that is since {CURRENT MONTH, DAY, AND YEAR - 1 YEAR}}, did {you/SP} have heart surgery?

IF NEEDED: Heart surgery includes a bypass, valve surgery, pacemaker, or a stent.

CODES

1	YES
2	NO
	REFUSED
	DON'T KNOW

BOX HC13C

VARIABLE NAME(S) AND LABEL(S):

NOT ON FILE

If NEWSAMPLE flag = 1 (YES) and HC13B = 2 (NO), go to HC13C.
Else if NEWSAMPLE flag = 1 (YES) and HC13B = 1 (YES), RF, or DK, go to HC14PRE.
Otherwise, go to HC14PRE.

HC13C

VARIABLE NAME(S) AND LABEL(S):

hc12agehrtsrg R12 HC13C AGE LAST HEART SURGERY

QUESTION TEXT:

How old {were you/was SP} the last time {you/he/she} had heart surgery?

IF NEEDED: If you are not sure, just give me your best guess.

Respondent Interview (ALL) :: HC

ENTER AGE

ENTER NUMBER

Range	1 to 110
Soft Range	20 to 80
REFUSED	
DON'T KNOW	

PROGRAMMER INSTRUCTIONS:

Hard range 1-110
Soft range 20-80
Compare age entry to SP's calculated age today. If age entry > SP's current age, display error message
"CONFIRM RESPONSE. AGE ENTERED IS GREATER THAN SP'S CURRENT AGE".

HC14PRE

VARIABLE NAME(S) AND LABEL(S):

NOT ON FILE

QUESTION TEXT:

These next few questions are about falling down. By falling down we mean any fall, slip, or trip in which you lose your balance and land on the floor or ground or at a lower level.

PRESS 1 AND ENTER TO CONTINUE

HC14

VARIABLE NAME(S) AND LABEL(S):

hc12fllsinmth R12 HC14 FALL DOWN IN LAST MONTH

DISPLAY INSTRUCTIONS:

Display "last month" in bold underlined text.

QUESTION TEXT:

In the last month, {have you/has SP} fallen down?

CODES

1	YES
2	NO
	REFUSED
	DON'T KNOW

HC15

VARIABLE NAME(S) AND LABEL(S):

hc12worryfall

R12 HC15 WORRIED ABOT FALLNG DOWN

DISPLAY INSTRUCTIONS:

Display "last month" in bold underlined text.

QUESTION TEXT:

In the last month, did {you/SP} worry about falling down?

CODES

1	YES	
2	NO	BOX HC17
	REFUSED	BOX HC17
	DON'T KNOW	BOX HC17

HC16

VARIABLE NAME(S) AND LABEL(S):

hc12worrylimt

R12 HC16 WORRY EVR LIMT ACTIVITIES

DISPLAY INSTRUCTIONS:

Display "last month" in bold underlined text.

QUESTION TEXT:

In the last month, did this worry ever limit {your/SP's} activities?

CODES

1	YES
2	NO
	REFUSED
	DON'T KNOW

BOX HC17

VARIABLE NAME(S) AND LABEL(S):

NOT ON FILE

If HC14 = 1 (YES), go to HC18.

Otherwise, go to HC17.

HC17

VARIABLE NAME(S) AND LABEL(S):

hc12faleninyr R12 HC17 FALLEN DOWN IN 12 MONTHS

DISPLAY INSTRUCTIONS:

If NEWSAMPLE flag = 1 (YES), display "In the last 12 months".
Otherwise, display "Since {LAST INT MONTH AND YEAR}".
Display "last 12 months" in bold underlined text.

QUESTION TEXT:

{In the last 12 months/Since {LAST INT MONTH AND YEAR}} {have you/has SP} fallen down?

IF NEEDED: By falling down we mean any fall, slip, or trip in which you lose your balance and land on the floor or ground or at a lower level.

CODES

1	YES	
2	NO	HC19
	REFUSED	HC19
	DON'T KNOW	HC19

HC18

VARIABLE NAME(S) AND LABEL(S):

hc12multifall R12 HC18 FALLEN DWN MORE THN ONCE

DISPLAY INSTRUCTIONS:

If NEWSAMPLE flag = 1 (YES), display "In the last 12 months".
Otherwise, display "Since {LAST INT MONTH AND YEAR}".

Display "last 12 months" in bold underlined text.

QUESTION TEXT:

{In the last 12 months/Since {LAST INT MONTH AND YEAR}} {have you/has SP} fallen down more than one time?

CODES

1	YES
2	NO
	REFUSED

HC19**VARIABLE NAME(S) AND LABEL(S):**

hc12depresan1	R12 HC19A SP LITTLE INTERST PLEAS
hc12depresan2	R12 HC19B SP DOWN DEPRES HOPELESS
hc12depresan3	R12 HC19C SP NERVOUS ANXIOUS
hc12depresan4	R12 HC19D SP UNABLE TO STOP WORRY

DISPLAY INSTRUCTIONS:

Use "Same Question Stem" display

If at HC19a, do not display question text in brackets.
Otherwise, display question text in brackets.

QUESTION TEXT:

SHOW CARD HC1

{[]}Over the last month, how often {have you/has SP} {[]}

{variable text [a-d]}

RESPONSE [1] a. had little interest or little pleasure in doing things?

RESPONSE [2] b. felt down, depressed, or hopeless?

RESPONSE [3] c. felt nervous, anxious, or on edge?

RESPONSE [4] d. been unable to stop or control worrying?

{[]}Not at all, several days, more than half the days, or nearly every day?{[]}

CODES

1	NOT AT ALL
2	SEVERAL DAYS
3	MORE THAN HALF THE DAYS
4	NEARLY EVERY DAY
	REFUSED
	DON'T KNOW

PROGRAMMER INSTRUCTIONS:

Array the responses and Variable text columns in the panel.
Display 'variable text' in the a-d sequence until all rows have been displayed.

HC20PRE**VARIABLE NAME(S) AND LABEL(S):**

NOT ON FILE

QUESTION TEXT:

The next few questions are about how {you have/SP has} been sleeping.

PRESS 1 AND ENTER TO CONTINUE

HC20

VARIABLE NAME(S) AND LABEL(S):

hc12aslep30mn

R12 HC20 OVER 30 MIN FALL ASLEEP

DISPLAY INSTRUCTIONS:

Display "last month" in bold underlined text.

QUESTION TEXT:

SHOW CARD HC2

In the last month how often did it take {you/SP} more than 30 minutes to fall asleep? Would you say every night, most nights, some nights, rarely, or never?

CODES

- | | |
|---|---------------------------------|
| 1 | EVERY NIGHT (7 NIGHTS A WEEK) |
| 2 | MOST NIGHTS (5-6 NIGHTS A WEEK) |
| 3 | SOME NIGHTS (2-4 NIGHTS A WEEK) |
| 4 | RARELY (ONCE A WEEK OR LESS) |
| 5 | NEVER |
| | REFUSED |
| | DON'T KNOW |

HC21

VARIABLE NAME(S) AND LABEL(S):

hc12trbfbalbk

R12 HC21 TROBLE FALLNG BCK ASLEEP

DISPLAY INSTRUCTIONS:

Display "last month" in bold underlined text.

QUESTION TEXT:

SHOW CARD HC2

(In the last month) on nights when {you/SP} woke up before {you/he/she} wanted to get up, how often did {you/he/she} have trouble falling back asleep? Would you say every night, most nights, some nights, rarely, or never?

CODES

1	EVERY NIGHT
2	MOST NIGHTS
3	SOME NIGHTS
4	RARELY
5	NEVER
7	DON'T WAKE UP/NOT A PROBLEM
	REFUSED
	DON'T KNOW

HC22**VARIABLE NAME(S) AND LABEL(S):**

hc12sleepmed R12 HC22 OFTN MEDICATE HELP SLEEP

DISPLAY INSTRUCTIONS:

Display "last month" in bold underlined text.

QUESTION TEXT:

SHOW CARD HC2

(In the last month) how often did {you/SP} take medication to help {you/him/her} sleep? Would you say every night, most nights, some nights, rarely, or never?

CODES

1	EVERY NIGHT (7 NIGHTS A WEEK)
2	MOST NIGHTS (5-6 NIGHTS A WEEK)
3	SOME NIGHTS (2-4 NIGHTS A WEEK)
4	RARELY (ONCE A WEEK OR LESS)
5	NEVER
	REFUSED
	DON'T KNOW

PROGRAMMER INSTRUCTIONS:

Go to Section HT – HOUSING TYPE.

Flag Variables Set in the HC Section**VARIABLENAME(S)ANDLABEL(S):**

fl12vaccine R12 F HC SP PREVIOUSLY RECEIVED COVID-19 VACCINE

Respondent Interview (ALL)

Section HT [HOUSING TYPE]

Sequence: 8

BOX HT1

VARIABLE NAME(S) AND LABEL(S):

NOT ON FILE

If NEWSAMPLE flag=1 (YES), go to HT1PRE.

Else if NEW RESIDENCE flag = 1 (YES), go to BOX HT3.

Otherwise, go to Section SE – Service Environment.

HT1PRE

VARIABLE NAME(S) AND LABEL(S):

NOT ON FILE

QUESTION TEXT:

Now, let's talk about the place {you live/SP lives}.

PRESS 1 AND ENTER TO CONTINUE

HT1

VARIABLE NAME(S) AND LABEL(S):

ht12longlived

R12 HT1 HOW LONG LIVED THERE

DISPLAY INSTRUCTIONS:

Display preloaded IMS street address 1 and address 2 or from RE4a and RE4b if address updated.

QUESTION TEXT:

About how long {have you/has SP} lived at {STREET ADDRESS 1 AND STREET ADDRESS 2}?

INDICATE RESPONSE UNIT

CODES

1	MONTHS	
2	YEARS	HT1B
	REFUSED	HT2
	DON'T KNOW	HT2

HT1A

VARIABLE NAME(S) AND LABEL(S):

ht12mthslived R12 HT1A MNTHS IF LESS THAN 1 YR

QUESTION TEXT:

ENTER NUMBER OF MONTHS LIVED AT ADDRESS IF LESS THAN 1 YEAR

ENTER ZERO IF LESS THAN 1 MONTH

ENTER NUMBER

Range 0 to 11

PROGRAMMER INSTRUCTIONS:

Range 0-11

Go to Box HT3

HT1B

VARIABLE NAME(S) AND LABEL(S):

ht12yrslived R12 HT1B YEARS LIVED AT ADDRESS

QUESTION TEXT:

ENTER NUMBER OF YEARS LIVED AT ADDRESS

ENTER NUMBER

Range 1 to 110

Soft Range 1 to 50

PROGRAMMER INSTRUCTIONS:

Hard range 1-110

Soft range 1-50

Go to Box HT3

HT2

VARIABLE NAME(S) AND LABEL(S):

ht12longer5yr R12 HT2 LIVED HERE 5 YRS OR LNGER

Respondent Interview (ALL) :: HT

DISPLAY INSTRUCTIONS:

Display preloaded IMS street address 1 and address 2 or from RE4a and RE4b if address updated.

QUESTION TEXT:

{Have you/Has SP} lived at {STREET ADDRESS 1 AND STREET ADDRESS 2} for 5 years or longer?

CODES

1	YES
2	NO
	REFUSED
	DON'T KNOW

BOX HT3**VARIABLE NAME(S) AND LABEL(S):**

NOT ON FILE

If RE8= 1 (FREE STANDING) or RE8=2 (SINGLE HOME, ATTACHED), go to HT3.
Otherwise, go to HT4

HT3

HELP AVAILABLE

VARIABLE NAME(S) AND LABEL(S):

ht12placedesc R12 HT3 PLACE BEST DESCRIPTION

DISPLAY INSTRUCTIONS:

Display "BEST" in ALL CAPS and BOLD UNDERLINED text.

If CAPI PHONE = 3 (FIP), display "show" and "IF NEEDED: Would you say a private residence; a group home, board and care, or supervised housing; an assisted living facility, continuing care retirement community, or lifeplan community; or religious group quarters?"

If CAPI PHONE < > 3 (FIP), display "read" and "Would you say a private residence; a group home, board and care, or supervised housing; an assisted living facility, continuing care retirement community, or lifeplan community; or religious group quarters?"

QUESTION TEXT:

SHOW CARD HT1

Now, I'm going to {show/read} you a list of places. Which of these BEST describes the place {you live/SP lives}?
{Would you say a private residence; a group home, board and care, or supervised housing; an assisted living facility, continuing care retirement community, or lifeplan community; or religious group quarters?}

{IF NEEDED: Would you say a private residence; a group home, board and care, or supervised housing; an

Respondent Interview (ALL) :: HT

assisted living facility, continuing care retirement community, or lifeplan community; or religious group quarters?}

PRESS F1 FOR HELP SCREEN

CODES

1	PRIVATE RESIDENCE	Box HT3b
2	A GROUP HOME, BOARD AND CARE, OR SUPERVISED HOUSING	Box HT3b
3	ASSISTED LIVING FACILITY, CONTINUING CARE RETIREMENT COMMUNITY (CCRC) OR LIFEPLAN COMMUNITY	Box HT3b
4	RELIGIOUS GROUP QUARTERS	Box HT3b
91	OTHER (SPECIFY)	

HT3A

VARIABLE NAME(S) AND LABEL(S):

NOT ON FILE

QUESTION TEXT:

SPECIFY OTHER TYPE OF PLACE

ENTER TEXT

Length

25

PROGRAMMER INSTRUCTIONS:

Text length 25 char

BOX HT3b

VARIABLE NAME(S) AND LABEL(S):

NOT ON FILE

If HT3 = 2(Group Home) or 3(Assisted Living/CCRC), set FACILITY flag = 1(YES), set FACILITYTYPE flag = 2 (OTHER FACILITY), and set FACILITY TASK flag = 1 (REQUIRED)

HT4

VARIABLE NAME(S) AND LABEL(S):

Respondent Interview (ALL) :: HT

QUESTION TEXT:

Is {your/SP's} home part of a retirement community or a senior housing community?

CODES

- 1 YES
- 2 NO
- REFUSED
- DON'T KNOW

PROGRAMMER INSTRUCTIONS:

If HT4=1 (YES), set RETIREMENT COMMUNITY flag = 1 (YES).

BOX HT5

VARIABLE NAME(S) AND LABEL(S):

NOT ON FILE

If FACILITY flag=1 (YES) and Facility Task = code 20 (COMPLETED), go to Box HT9a.
If FACILITY flag = 1 (YES) and FACILITY TASK flag=1 (REQUIRED), go to BOX HT9a.
Else if RETIREMENT COMMUNITY flag = 1 (YES), go to HT5
Else if STRUCTURE flag =2 (MULTIUNIT) or 3 (OTHER), go to HT5
Else set FACILITY TASK flag = 24 (NOT REQUIRED) and go to BOX HT11

HT5

VARIABLE NAME(S) AND LABEL(S):

ht12diffareun R12 HT5 DIFF AREAS UNITS TO MOVE

QUESTION TEXT:

Does the place {you live/SP lives} have different areas or units that {you/{he/she}} can move to if {you need/{he/she} needs} care—like assisted living, a special unit for memory care, or a nursing home?

CODES

- 1 YES BOX HT8
- 2 NO
- REFUSED

DON'T KNOW

HT6

VARIABLE NAME(S) AND LABEL(S):

ht12helpmedbd

R12 HT6 HELP W MEDS BATH DRESSING

QUESTION TEXT:

Does the place {you live/SP lives} offer help with medications or with activities such as bathing or dressing?

CODES

1	YES	BOX HT8
2	NO	
	REFUSED	
	DON'T KNOW	

HT7

VARIABLE NAME(S) AND LABEL(S):

ht12meals

R12 HT7 MEALS FOR RESIDENTS

QUESTION TEXT:

Does the place {you live/SP lives} offer meals for residents?

CODES

1	YES
2	NO
	REFUSED
	DON'T KNOW

BOX HT8

VARIABLE NAME(S) AND LABEL(S):

NOT ON FILE

If HT5=1 (YES) or HT6=1 (YES) or HT7=1 (YES), set FACILITY TASK flag =1 (REQUIRED), set FACILITYTYPE flag = 2 (OTHER FACILITY), set FACILITY flag =1 (YES), and go to Box HT9a.

Respondent Interview (ALL) :: HT

Else set Facility Task = code 24 (NOT REQUIRED) and go to BOX HT11

BOX HT9A

VARIABLE NAME(S) AND LABEL(S):

NOT ON FILE

If FQSTATUS = code 20 (COMPLETED), display FACILITY NAME from FQ for facility name displays and go to HT10.

Else if preloaded IMS facility name field is not blank, go to HT9a.

Otherwise, go to HT9b.

HT9A

VARIABLE NAME(S) AND LABEL(S):

NOT ON FILE

DISPLAY INSTRUCTIONS:

Display preloaded IMS Facility Name.

QUESTION TEXT:

I have recorded {FACILITY NAME} as the name of the place where {you live/SP lives}. Is this correct?

IF PLACE NAME IS NOT DISPLAYED, ENTER 2.

CODES

1	YES	HT10
2	NO	
7	PLACE DOES NOT HAVE A NAME	HT10

PROGRAMMER INSTRUCTIONS:

If HT9A=1, display preloaded IMS facility name for facility name displays.
Otherwise, use null display for facility name displays.

IMS will pull FACILITY NAME from HT9A from NHATS Interview Task once task status = 20 (COMPLETE).

HT9B

VARIABLE NAME(S) AND LABEL(S):

NOT ON FILE

QUESTION TEXT:

Please tell me the name of the place where {you live/SP lives}.

CONFIRM SPELLING

ENTER TEXT

Length

75

PROGRAMMER INSTRUCTIONS:

Text length 75 char

Display FACILITY NAME from HT9b for facility name displays.

IMS will pull FACILITY NAME from HT9B from NHATS Interview Task once task status = 20 (COMPLETE).

HT10**VARIABLE NAME(S) AND LABEL(S):****ht12spacename**

R12 HT10 NAME OF LIVING SPACE

DISPLAY INSTRUCTIONS:

Display FACILITY name from FQ, preloaded IMS facility name or name entered from HT9b "at {FACILITY NAME/text from HT9b}". If no name collected, use null display.

QUESTION TEXT:

What {do you/does SP} call {your/his/her} private living space here {at {FACILITY NAME/text from HT9b}}? {Do you/Does SP} call this {your/his/her} apartment, room, unit, suite, or something else?

CODES

1	APARTMENT	BOX HT11
2	ROOM	BOX HT11
3	UNIT	BOX HT11
4	SUITE	BOX HT11
91	SOMETHING ELSE (SPECIFY)	

HT10A**VARIABLE NAME(S) AND LABEL(S):**

NOT ON FILE

QUESTION TEXT:

SPECIFY NAME FOR PRIVATE LIVING SPACE

ENTER TEXT

Length

25

PROGRAMMER INSTRUCTIONS:

Text length 25 char

BOX HT11

VARIABLE NAME(S) AND LABEL(S):

NOT ON FILE

```
IF HT10 = 1 (APARTMENT), SET HOTYPE FLAG = 2, AND USE DISPLAY TEXT OF "Apartment".  
ELSE IF HT10= 2 (ROOM), SET HOTYPE FLAG = 3, AND USE DISPLAY TEXT OF "Room".  
ELSE IF HT10= 3 (UNIT), SET HOTYPE FLAG = 4, AND USE DISPLAY TEXT OF "Unit".  
ELSE IF HT10=4 (SUITE), SET HOTYPE flag =5, and use display text of "suite".  
ELSE IF HT10 = 91 (OTHER), SET HOTYPE flag = 6, AND USE DISPLAY TEXT ENTERED AT HT10A (OTHER).  
ELSE SET HOTYPE FLAG = 1, AND USE DISPLAY TEXT OF "Home".  
Go to Section SE – Service Environment.
```

Flag Variables Set in the HT Section

VARIABLENAME(S)ANDLABEL(S):

fl12facility	R12 F RE ROUTING FLAG FROM RE4f HT3 5 6 7
fl12hotype	R12 F RE HT TYPE OF HOME
fl12retirecom	R12 F RE HT SP LIVES IN RETIREMT COM

Respondent Interview (ALL)

Section SE [SERVICE ENVIRONMENT]

Sequence: 9

BOX SE1PRE

VARIABLE NAME(S) AND LABEL(S):

NOT ON FILE

If FACILITY flag = 1 (YES), go to SE1PRE.
Else if RETIREMENT COMMUNITY flag = 1 (YES), go to SE1PRE.
Otherwise go to Section HH - Household.

SE1PRE

VARIABLE NAME(S) AND LABEL(S):

NOT ON FILE

DISPLAY INSTRUCTIONS:

Display "offers" in underlined text.
If FQ task is completed, display {FACILITY NAME} from FQ.
Else if HT9a=1 (YES), display {FACILITY NAME} from IMS
Else if HT9b<>EMPTY, display {FACILITY NAME} from HT9b.
Otherwise, display "the place where {you live/SP lives}".

QUESTION TEXT:

Sometimes people live in places that offer care and other services and conveniences that help with daily activities.

I'm going to read you a list of services that may be available to people at {FACILITY NAME/the place where {you live/SP lives}}. Whether or not {you use/{he/she} uses} it, please tell me if {FACILITY NAME/the place where {you live/SP lives}} offers the following services.

If you are not sure, just say you don't know.

PRESS 1 AND ENTER TO CONTINUE.

BOX SE1

VARIABLE NAME(S) AND LABEL(S):

NOT ON FILE

If HT7 = 1 (YES, MEALS OFFERED), code SE1a = 1 (YES) and go to SE1b.
Otherwise, go to SE1a.

SE1

VARIABLE NAME(S) AND LABEL(S):

se12servcoff1	R12 SE1 FAC SERVICES MEALS
se12servcoff2	R12 SE1 FAC SERVICES HELP W RX
se12servcoff3	R12 SE1 FAC SERV HELP BATH DRESS
se12servcoff4	R12 SE1 FAC SERVICES LAUNDRY
se12servcoff5	R12 SE1 FAC SERVICES HOUSEKEEP
se12servcoff6	R12 SE1 FAC SERV VAN TO DOCTOR
se12servcoff7	R12 SE1 FAC SRV VAN TO STORE EVNT
se12servcoff10	R12 SE1 FAC SERV FITNESS CTR
se12servcoff11	R12 SE1 FAC SERV WALKING AREA
se12servcoff8	R12 SE1 FAC SERV RECREATIONAL FAC
se12servcoff9	R12 SE1 FAC SERV SOCIAL EVENTS
se12servcoff12	R12 SE1 FAC SERV ONSITE HEALTH
se12servcoff13	R12 SE1 FAC SERV MED EMERGENCY SYSTEM

DISPLAY INSTRUCTIONS:

If FQ task is completed, display [FACILITY NAME] from FQ.
Else if Ht9a=1 (YES), display {FACILITY NAME} from IMS.
Else if HT9b<>EMPTY, display {FACILITY NAME} from HT9b.
Otherwise, display "the place where {you live/SP lives}".

Use "Same Question Stem" display.

If at SE1a, do not display question text in brackets.

If at SE1b and SE1a was not displayed, do not display question text in brackets.

Otherwise, display question text in brackets.

QUESTION TEXT:

{[]}Whether or not {you use/SP uses} it, does {FACILITY NAME/the place where {you live/SP lives}} offer residents {[]}

{variable text [a-m]}

RESPONSE [1] a. meals in a common dining area or in their room?

RESPONSE [2] b. help with medications?

RESPONSE [3] c. help with bathing or dressing?

RESPONSE [4] d. laundry service for linens or clothing?

RESPONSE [5] e. housekeeping?
 RESPONSE [6] f. a van or shuttle to doctors or other medical care providers?
 RESPONSE [7] g. a van or shuttle to stores or events like concerts?
 RESPONSE [8] h. an indoor fitness center?
 RESPONSE [9] i. areas to walk for pleasure or exercise like an outdoor walking path?
 RESPONSE [10] j. other recreational facilities, like swimming pools, game rooms, or tennis courts, for residents?
 RESPONSE [11] k. organized social events and activities?
 RESPONSE [12] l. onsite health and wellness programs?
 RESPONSE [13] m. a medical emergency system to call someone for help?

CODES

1	YES
2	NO
	REFUSED
	DON'T KNOW

PROGRAMMER INSTRUCTIONS:

Array the responses and variable text columns in the panel
 Display "variable text" in the a-m sequence until all rows have been displayed.

BOX SE2

VARIABLE NAME(S) AND LABEL(S):

NOT ON FILE

If any item at SE1a-m = 1 (YES), go to SE2
 Otherwise, go to Section HH – Household

SE2

VARIABLE NAME(S) AND LABEL(S):

se12servused1	R12 SE2 SERVS USED MEALS
se12servused2	R12 SE2 SERVS USED HELP W RX
se12servused3	R12 SE2 SERVS USED HLP BATH DRESS
se12servused4	R12 SE2 SERVS USED LAUNDRY
se12servused5	R12 SE2 SERVS USED HOUSEKEEPING
se12servused6	R12 SE2 SERVS USED VAN TO DOCTOR
se12servused7	R12 SE2 SERVS USED VAN TO STORE
se12servused10	R12 SE2 SERVS USED FITNESS CTR
se12servused11	R12 SE2 SERVS USED WALKING AREA

se12servused8	R12 SE2 SERVS USED RECREATION FAC
se12servused9	R12 SE2 SERVS USED SOCIAL EVENTS
se12servused12	R12 SE2 SERVS USED ONSITE HEALTH
se12servused13	R12 SE2 SERVS USED MED EMERGENCY SYSTEM

DISPLAY INSTRUCTIONS:

If FQ task is completed, display [FACILITY NAME} from FQ.
 Else if Ht9a=1 (YES), display {FACILITY NAME} from IMS.
 Else if HT9b<>EMPTY, display {FACILITY NAME} from HT9b.
 Otherwise, display "the place where {you live/SP lives}".

If SE1a = 1 (YES), display SE2a.
 If SE1b = 1 (YES), display SE2b.
 If SE1c = 1 (YES), display SE2c.
 If SE1d = 1 (YES), display SE2d.
 If SE1e = 1 (YES), display SE2e.
 If SE1f = 1 (YES), display SE2f.
 If SE1g = 1 (YES), display SE2g.
 If SE1h = 1 (YES), display SE2h.
 If SE1i = 1 (YES), display SE2i.
 If SE1j = 1 (YES), display SE2j.
 If SE1k = 1 (YES), display SE2k.
 If SE1l = 1 (YES), display SE2l.
 If SE1m = 1 (YES), display SE2m.

Use "Same Question Stem" display

If at first item, do not display question text in brackets.
 Otherwise, display question text in brackets.

Display "used" and "in the last month" in bold underlined text.

QUESTION TEXT:

[{]}Now, for each of the services offered by {FACILITY NAME/the place where {you live/SP lives}}, please tell me whether {you have/SP has} used it in the last month.[{]}

{variable text [a-m]}

RESPONSE [1] a. meals (in a common dining areas or in {your/SP's} own room)?

RESPONSE [2] b. help with medications?

RESPONSE [3] c. help with bathing or dressing?

RESPONSE [4] d. laundry services for linens or clothing?

RESPONSE [5] e. housekeeping?

RESPONSE [6] f. a van or shuttle to doctors or other medical providers?

RESPONSE [7] g. a van or shuttle to stores or events like concerts?

RESPONSE [8] h. an indoor fitness center?

RESPONSE [9] i. areas to walk for pleasure or exercise like an outdoor walking path?

RESPONSE [10] j. other recreational facilities, like swimming pools, game rooms, or tennis courts, for residents?

RESPONSE [11] k. organized social events and activities?

RESPONSE [12] l. onsite health and wellness programs?

RESPONSE [13] m. a medical emergency system to call someone for help?

CODES

1 YES

2 NO
REFUSED
DON'T KNOW

PROGRAMMER INSTRUCTIONS:

Array the responses and Variable text columns in the panel.
Display "variable text" in the a-m sequence until all rows have been displayed.

BOX SE₃

VARIABLE NAME(S) AND LABEL(S):

NOT ON FILE

If any item at SE1a-m = 1 (YES), go to SE₃.
Otherwise, go to Section HH - Household.

SE₃

VARIABLE NAME(S) AND LABEL(S):

se12payservi1	R12 SE ₃ PAYMENT FOR SERV MEALS
se12payservi2	R12 SE ₃ PAYMENT FOR SERV HLP W RX
se12payservi3	R12 SE ₃ PAY FR SERV HLP BATH DRSS
se12payservi4	R12 SE ₃ PAYMENT FOR SERV LAUNDRY
se12payservi5	R12 SE ₃ PAYMNT FOR SERV HOUSEKEEP
se12payservi6	R12 SE ₃ PAYMNT FR SERV VAN TO DOC
se12payservi7	R12 SE ₃ PAY FOR SERV VAN TO STORE
se12payservi10	R12 SE ₃ PAY FOR SERV FITNESS CTR
se12payservi11	R12 SE ₃ PAY FOR SERV WALKING AREA
se12payservi8	R12 SE ₃ PAY FOR SERV RECREATION
se12payservi9	R12 SE ₃ PAY FOR SERV SOCIAL EVNTS
se12payservi12	R12 SE ₃ PAY FOR SERV ONSITE HEALTH
se12payservi13	R12 SE ₃ PAY FOR SERV MED EMERGENCY SYSTEM

DISPLAY INSTRUCTIONS:

If SE1a = 1 (YES), display SE₃a.
If SE1b = 1 (YES), display SE₃b.
If SE1c = 1 (YES), display SE₃c.
If SE1d = 1 (YES), display SE₃d.
If SE1e = 1 (YES), display SE₃e.

If SE1f = 1 (YES), display SE3f.
 If SE1g = 1 (YES), display SE3g.
 If SE1h = 1 (YES), display SE3h.
 If SE1i = 1 (YES), display SE3i.
 If SE1j = 1 (YES), display SE3j.
 If SE1k = 1 (YES), display SE3k.
 If SE1l = 1 (YES), display SE3l.
 If SE1m = 1 (YES), display SE3m.

Use "Same Question Stem" display.

If at first item, do not display question text in brackets.
 Otherwise display question text in brackets.

QUESTION TEXT:

{[}Last, for each service offered by {FACILITY NAME/the place where {you live/SP lives}}, please tell me if it is included in what {you pay/SP pays} to live here, or if there is an extra charge.{]}

{variable text [a -m]}

RESPONSE [1] a. meals (in a common dining area or in {your/SP's} own room)?

RESPONSE [2] b. help with medications?

RESPONSE [3] c. help with bathing and dressing?

RESPONSE [4] d. laundry services for linens or clothing?

RESPONSE [5] e. housekeeping?

RESPONSE [6] f. a van or shuttle to doctors or other medical care?

RESPONSE [7] g. a van or shuttle to stores or events like concerts?

RESPONSE [8] h. an indoor fitness center?

RESPONSE [9] i. areas to walk for pleasure or exercise like an outdoor walking path?

RESPONSE [10] j. other recreational facilities, like swimming pools, game rooms, or tennis courts, for residents?

RESPONSE [11] k. organized social events and activities?

RESPONSE [12] l. onsite health and wellness programs?

RESPONSE [13] m. a medical emergency system to call someone for help?

CODES

1	INCLUDED
2	EXTRA CHARGE
	REFUSED
	DON'T KNOW

PROGRAMMER INSTRUCTIONS:

Array the responses and Variable text columns in the panel.

Display "variable text" in the a - m sequence until all rows have been displayed.

Go to Section HH - Household.

Respondent Interview (ALL)

Section HH [HOUSEHOLD]

Sequence: 10

HH1PRE

VARIABLE NAME(S) AND LABEL(S):

NOT ON FILE

QUESTION TEXT:

Now let's talk about {your/SP's} family.

PRESS 1 AND ENTER TO CONTINUE

BOX HH1A

VARIABLE NAME(S) AND LABEL(S):

NOT ON FILE

If NEWSAMPLE flag = 1 (YES), go to HH1.

If LAST INT SP MARITAL STATUS = null, go to HH1.

Otherwise, go to HH1A.

HH1A

VARIABLE NAME(S) AND LABEL(S):

hh12marchange

R12 HH1A MARITAL STATUS CHANGE

DISPLAY INSTRUCTIONS:

If LAST INT SP MARITAL STATUS = 1 (MARRIED), display "married".

If LAST INT SP MARITAL STATUS = 2 (LIVING WITH A PARTNER), display "living with a partner".

If LAST INT SP MARITAL STATUS = 3 (SEPARATED), display "separated".

If LAST INT SP MARITAL STATUS = 4 (DIVORCED), display "divorced".

If LAST INT SP MARITAL STATUS = 5 (WIDOWED), display "widowed".

If LAST INT SP MARITAL STATUS = 6 (NEVER MARRIED), display "never married".

QUESTION TEXT:

At the time of the last interview in {LAST INT MONTH AND YEAR}, {you were/SP was} {married/living with a

Respondent Interview (ALL) :: HH

partner/separated/divorced/widowed/never married}. Has that changed?

That is, did {you/SP} get married, separated, divorced, remarried, widowed, or start living with a (different) partner?

CODES

1	YES	HH1
2	NO	
	REFUSED	
	DON'T KNOW	

PROGRAMMER INSTRUCTIONS:

If HH1A <> 1 (YES), for ROSTER MEMBER that had LAST INT relationship code = 2 (SPOUSE/PARTNER), set SPOUSE/PARTNER flag = 1 (YES).

BOX HH1

VARIABLE NAME(S) AND LABEL(S):

NOT ON FILE

If LAST INT SP MARITAL STATUS = 1 (MARRIED) OR 2 (LIVING WITH PARTNER), set CURRENT INT SP MARITAL STATUS = LAST INT SP MARITAL STATUS and go to BOX HH4A1.
Otherwise, set CURRENT INT SP MARITAL STATUS = LAST INT SP MARITAL STATUS and go to BOX HH13.

HH1

VARIABLE NAME(S) AND LABEL(S):

hh12martlstat	R12 HH1 MARITAL STATUS CHANGE OR NEW
hh12dmarstat	R12 D MARITAL STATUS AT R12

DISPLAY INSTRUCTIONS:

Display “currently” in underlined text.

QUESTION TEXT:

{Are you/Is SP} currently married, living with a partner, separated, divorced, widowed, or never married?

CODES

1	MARRIED	
2	LIVING WITH A PARTNER	
3	SEPARATED	BOX HH13
4	DIVORCED	
5	WIDOWED	
6	NEVER MARRIED	BOX HH13

Respondent Interview (ALL) :: HH

REFUSED
DON'T KNOW

BOX HH13
BOX HH13

PROGRAMMER INSTRUCTIONS:

Set Marital Status = HH1 for SP on PERSON ROSTER.

If NEWSAMPLE flag <> 1 (YES) and HH1 = 5 (WIDOWED), for ROSTER MEMBER that had LAST INT relationship code = 2 (SPOUSE/PARTNER), set DECEASED flag = 1 (YES), CURRENT INT RELATIONSHIP CODE = 33 (EX-SPOUSE/PARTNER), INHH flag = null, and CURRENT INT ADDRESS1, ADDRESS2, CITY, STATE and ZIP = null.

If NEWSAMPLE flag <> 1 (YES) and HH1 = 4 (DIVORCED), for ROSTER MEMBER that had LAST INT relationship code = 2 (SPOUSE/PARTNER), set CURRENT INT RELATIONSHIP CODE = 33 (EX-SPOUSE/PARTNER).

BOX HH2A

VARIABLE NAME(S) AND LABEL(S):

NOT ON FILE

If NEWSAMPLE flag = 1 (YES) and [SP MARITAL STATUS = 1 (MARRIED) or 2 (LIVING WITH A PARTNER)], go to HH3.

Else if SP MARITAL STATUS = 1 (MARRIED) or 2 (LIVING WITH A PARTNER), go to HH4A2.

Otherwise, go to HH2A.

HH2A

VARIABLE NAME(S) AND LABEL(S):

hh12mthendmar R12 HH2A MTH MARR END OR SPS PASS

DISPLAY INSTRUCTIONS:

If SP MARITAL STATUS = 4 (DIVORCED), display "{your/SP's} (most recent) marriage end".

If SP MARITAL STATUS = 5 (WIDOWED), display, "{your/SP's} spouse or partner pass away".

Display "MONTH" in underlined text.

QUESTION TEXT:

In what month and year did {{your/SP's} (most recent) marriage end/{your/SP's} spouse or partner pass away}?

ENTER MONTH

ENTER NUMBER

Range 1 to 12
REFUSED
DON'T KNOW

Respondent Interview (ALL) :: HH

PROGRAMMER INSTRUCTIONS:

Hard range: 1-12

BOX HH2B

VARIABLE NAME(S) AND LABEL(S):

NOT ON FILE

If NEWSAMPLE flag = 1 (YES), go to HH2B.
Otherwise, go to HH2C.

HH2B

VARIABLE NAME(S) AND LABEL(S):

hh12yrendmarrnew R12 HH2B YR MARR END NEW SAMPLE

DISPLAY INSTRUCTIONS:

If SP MARITAL STATUS=4 (DIVORCED), display "{your/SP's} (most recent) marriage end".

If SP MARITAL STATUS=5 (WIDOWED), display, "{your/SP's} spouse or partner pass away".

Display "4-DIGIT YEAR" in underlined text.

QUESTION TEXT:

[In what month and year did {{your/SP's} (most recent) marriage end/{your/SP's} spouse or partner pass away}?:]

ENTER 4-DIGIT YEAR

ENTER NUMBER

REFUSED

DON'T KNOW

PROGRAMMER INSTRUCTIONS:

If date created from (month from HH2A) and (year from HH2B) > CURRENT MONTH and YEAR, display error message "INVALID RESPONSE. MONTH AND YEAR MARRIAGE ENDED/SPOUSE PASSED AWAY CANNOT BE LATER THAN CURRENT MONTH AND YEAR."

All responses skip to BOX HH13.

HH2C

VARIABLE NAME(S) AND LABEL(S):

hh12yrendmarr R12 HH2C YR MARR END OR SPS PASS

DISPLAY INSTRUCTIONS:

Respondent Interview (ALL) :: HH

If SP MARITAL STATUS = 4 (DIVORCED), display “{your/SP’s} (most recent) marriage end”.

If SP MARITAL STATUS = 5 (WIDOWED), display, “{your/SP’s} spouse or partner pass away”.

Display “4-DIGIT YEAR” in underlined text.

QUESTION TEXT:

[In what month and year did {{your/SP's} (most recent) marriage end/{your/SP's} spouse or partner pass away}?:]

ENTER 4-DIGIT YEAR

ENTER NUMBER

REFUSED

DON'T KNOW

PROGRAMMER INSTRUCTIONS:

Soft Range: CURRENT YEAR-1 to CURRENT YEAR

Hard Range: R1 INT YEAR to CURRENT YEAR

Combined month and year cannot be before date of last interview. If date is before date of last interview, display error message #15.

All responses skip to BOX HH13.

HH3

VARIABLE NAME(S) AND LABEL(S):

hh12yrsmarliv

R12 HH3 YEARS MARR OR LIV TOGTEHR

DISPLAY INSTRUCTIONS:

If PROXY flag=1 (YES) and PROXY RELATIONSHIP=2 (SPOUSE/PARTNER) and SP MARITAL STATUS=1 (MARRIED), display “have you, “and {SP}”, and “been married”.

Else if PROXY flag=1 (YES) and PROXY RELATIONSHIP=2 (SPOUSE/PARTNER) and SP MARITAL STATUS=2 (LIVING WITH A PARTNER), display “have you”, “and {SP}” and “lived together”.

Else if PROXY flag=1 (YES) and SP MARITAL STATUS=1 (MARRIED), display “has {SP}” and “been married”.

Else if PROXY flag=1 (YES) and SP MARITAL STATUS=2 (LIVING WITH A PARTNER), display “have {SP}”, “and {his/her} partner”, and “lived together”.

Else If SP MARITAL STATUS=1 (MARRIED), display “have you” and “been married”.

Else if SP MARITAL STATUS=2 (LIVING WITH A PARTNER), display “have you”, “and your partner” and “lived together”.

QUESTION TEXT:

How many years {have you/has {SP}/have {SP}} {and {{SP}/{his/her} partner/your partner} {been married/lived together}?:

ENTER NUMBER OF YEARS

IF LESS THAN 1 YEAR, ENTER 0

ENTER NUMBER

Respondent Interview (ALL) :: HH

Range	0 to 80
Soft Range	0 to 60
REFUSED	
DON'T KNOW	

PROGRAMMER INSTRUCTIONS:

Hard range 0-80
Soft range 0-60

BOX HH4A1

VARIABLE NAME(S) AND LABEL(S):

NOT ON FILE

If PROXY flag=1 (YES) and PROXY RELATIONSHIP=2 (SPOUSE/PARTNER), set SPOUSE/PARTNER flag=1 FOR PERSON, and go to BOX HH6a.

Else if HH1A = 2 (MARITAL STATUS NOT CHANGED), go to HH4A1.

Else if HH1A = RF or DK (MARITAL STATUS REFUSED OR DON'T KNOW), go to BOX HH13.

Otherwise, go to HH4a.

HH4A1

VARIABLE NAME(S) AND LABEL(S):

hh12newspoprt	R12 HH4A1 SPOUSE PRTNR SAME OR DIFF
op12spouptrnr	R12 SPOUSE PARTNER
op12nwsppouprt	R12 NEW SPOUSE PARTNER THIS ROUND

DISPLAY INSTRUCTIONS:

If SP MARITAL STATUS = 1 (MARRIED), display "spouse".

If SP MARITAL STATUS = 2 (LIVING WITH A PARTNER), display "partner".

QUESTION TEXT:

Now I'd like to confirm {your/SP's} {spouse/partner}'s name. I have it as {SPOUSE/PARTNER FIRST NAME MIDDLE NAME LAST NAME}. Is that correct?

CONFIRM SPELLING

CODES

1	YES	HH10
2	NO, DIFFERENT PERSON	
3	NO, NAME MISSPELLED	HH4A

Respondent Interview (ALL) :: HH

PROGRAMMER INSTRUCTIONS:

If HH4A1 = 2 (DIFFERENT PERSON) and LAST INT SP MARITAL STATUS = 1 (MARRIED), 2 (LIVING WITH A PARTNER), or 3 (SEPARATED), set ROSTER MEMBER with LAST INT relationship code = 2 (SPOUSE/PARTNER) to CURRENT INT relationship code = 33 (EX-SPOUSE/PARTNER).

HH4A2**VARIABLE NAME(S) AND LABEL(S):**

NOT ON FILE

DISPLAY INSTRUCTIONS:

If SP MARITAL STATUS = 1 (MARRIED), display "spouse".

If SP MARITAL STATUS = 2 (LIVING WITH A PARTNER), display "partner".

Display PERSON ROSTER with FIRST NAME, LAST NAME, and RELATIONSHIP TO SP.

Display "NOT ON LIST" as first roster option.

QUESTION TEXT:

What is {your/SP's} {spouse/partner}'s name?

CHOOSE PERSON FROM LIST

PROGRAMMER INSTRUCTIONS:

If proxy relationship <> 2 (spouse/partner) and if selected ROSTER MEMBER has PROXY RESP CURRENT INT FLAG = 1 and if selected ROSTER MEMBER was added in CURRENT INT, display error message, "You have chosen the proxy. The proxy relationship is not spouse. Please correct the spouse selection."

If existing ROSTER MEMBER selected, set SPOUSE/PARTNER flag = 1 (YES) and RELATIONSHIP = 2 (SPOUSE/PARTNER) for ROSTER MEMBER, go to BOX HH5.

Otherwise, go to HH4A.

If existing roster member selected, and HH1A = 1 (YES) and preload relationship = 2 (SPOUSE/PARTNER), display soft error message "You have SELECTED the existing spouse/partner. Confirm selection or correct marital status change if needed".

If LAST INT SP MARITAL STATUS = 1 (MARRIED) or 2 (LIVING WITH PARTNER), CURR INT SP MARITAL STATUS = 1 (MARRIED) or 2 (LIVING WITH PARTNER) and existing roster member selected (at HH4A2) <> preload spouse, set ROSTER MEMBER with LAST INT relationship code = 2 (SPOUSE/PARTNER) to CURRENT INT relationship code = 33 (EX-SPOUSE/PARTNER).

HH4A**VARIABLE NAME(S) AND LABEL(S):**

NOT ON FILE

DISPLAY INSTRUCTIONS:

If SP MARITAL STATUS = 1 (MARRIED), display "spouse".

If SP MARITAL STATUS = 2 (LIVING WITH A PARTNER), display "partner".

If HH4A1 = 3 (SPOUSE NAME CORRECTION), display preloaded SPOUSE/PARTNER name in the response fields, "the correct spelling of" , and display SPOUSE/PARTNER name in response field and allow edits.

Display "FIRST" in bold underlined text.

Respondent Interview (ALL) :: HH

QUESTION TEXT:

What is {the correct spelling of} {your/SP's} {spouse/partner}'s name?

ENTER FIRST NAME. CONFIRM SPELLING

ENTER TEXT

Length

45

PROGRAMMER INSTRUCTIONS:

HH4A, HH4B, and HH4C are displayed on the same screen.

If HH4A = 2 (DIFFERENT PERSON), write ROSTER MEMBER to next open position on PERSON ROSTER.

HH4B**VARIABLE NAME(S) AND LABEL(S):**

NOT ON FILE

DISPLAY INSTRUCTIONS:

If SP MARITAL STATUS = 1 (MARRIED), display "spouse".

If SP MARITAL STATUS = 2 (LIVING WITH A PARTNER), display "partner".

If HH4A1 = 3 (SPOUSE NAME CORRECTION), display preloaded SPOUSE/PARTNER name in the response fields, "the correct spelling of", and display SPOUSE/PARTNER name in response field and allow edits.

Display "MIDDLE" in bold underlined text.

QUESTION TEXT:

[What is {the correct spelling of} {your/SP's} {spouse/partner}'s name?]

ENTER MIDDLE NAME. CONFIRM SPELLING

PRESS ENTER IF NO MIDDLE NAME OR INITIAL

ENTER TEXT

Length

25

PROGRAMMER INSTRUCTIONS:

HH4A, HH4B, and HH4C are displayed on the same screen.

Allow empty.

HH4C**VARIABLE NAME(S) AND LABEL(S):**

NOT ON FILE

DISPLAY INSTRUCTIONS:

If SP MARITAL STATUS = 1 (MARRIED), display "spouse".

If SP MARITAL STATUS = 2 (LIVING WITH A PARTNER), display "partner".

If HH4A1 = 3 (SPOUSE NAME CORRECTION), display preloaded SPOUSE/PARTNER name in the response fields, "the correct spelling of", and display SPOUSE/PARTNER name in response field and allow edits.

Display "LAST" in bold underlined text.

QUESTION TEXT:

[What is {the correct spelling of} {your/SP's} {spouse/partner}'s name?]

ENTER LAST NAME. CONFIRM SPELLING

ENTER TEXT

Length

25

PROGRAMMER INSTRUCTIONS:

HH4A, HH4B, and HH4C are displayed on the same screen.

Write (new or updated) SPOUSE/PARTNER name from HH4 to PERSON ROSTER. Set SPOUSE/PARTNER flag = 1 (YES) for person entered at HH4. Set RELATIONSHIP = 2 (SPOUSE/PARTNER).

BOX HH5

VARIABLE NAME(S) AND LABEL(S):

NOT ON FILE

If SPOUSE/PARTNER gender = null, go to HH5.
Otherwise, go to BOX HH6A.

HH5

VARIABLE NAME(S) AND LABEL(S):

hh12spgender R12 HH5 NEW R12 SPOU PART GENDER

op12dgender R12 D GENDER UPDATE AND NEW

DISPLAY INSTRUCTIONS:

If SP MARITAL STATUS = 1 (MARRIED), display "spouse".

If SP MARITAL STATUS = 2 (LIVING WITH A PARTNER), display "partner".

QUESTION TEXT:

ASK IF NECESSARY: What is {your/SP's}{spouse/partner}'s gender?

CODES

1 MALE

2 FEMALE

PROGRAMMER INSTRUCTIONS:

Write SPOUSE/PARTNER gender from HH5 to PERSON ROSTER.

BOX HH6A

VARIABLE NAME(S) AND LABEL(S):

NOT ON FILE

If SPOUSE/PARTNER DOB or Age = null, go to HH6A.
Otherwise, go to BOX HH9.

HH6A

VARIABLE NAME(S) AND LABEL(S):

hh12modob	R12 HH6A NEW R12 SPOU PART MO DOB
hh12dmodoball	R12 D MONTH DOB OF SPOU PAR UPDATE AND NEW
op12birthmth	R12 OTHER PERSON MONTH OF BIRTH UPDATE AND NEW

DISPLAY INSTRUCTIONS:

If PROXY flag=1 (YES) and PROXY RELATIONSHIP=2 (SPOUSE/PARTNER), display “your”.
Otherwise, display “{SPOUSE/PARTNER FIRST NAME LAST NAME}s”.
Display HH6A, HH6B, and HH6C on the same screen.

Display “month” as underlined text.

QUESTION TEXT:

What is {your/{SPOUSE/PARTNER FIRST NAME LAST NAME}s} date of birth?

ENTER MONTH

ENTER NUMBER

Range	1 to 12
REFUSED	
DON'T KNOW	

PROGRAMMER INSTRUCTIONS:

Hard range 1-12

HH6B

VARIABLE NAME(S) AND LABEL(S):

NOT ON FILE

DISPLAY INSTRUCTIONS:

If PROXY flag=1 (YES) and PROXY RELATIONSHIP=2 (SPOUSE/PARTNER), display “your”.
Otherwise, display “{SPOUSE/PARTNER FIRST NAME LAST NAME}s”.
Display HH6A, 6B, and 6C, on the same screen.

Display “day” as underlined text.

QUESTION TEXT:

[What is {your/{SPOUSE/PARTNER FIRST NAME LAST NAME}s} date of birth?]

ENTER DAY

ENTER NUMBER

Range 1 to 31
REFUSED
DON'T KNOW

PROGRAMMER INSTRUCTIONS:

Hard range 1-31

HH6C**VARIABLE NAME(S) AND LABEL(S):**

hh12yrdob	R12 HH6C NEW R12 SPOU PART YR DOB
hh12dyrdoball	R12 D YEAR DOB OF SPOU PAR UPDATE AND NEW
op12birthyear	R12 OTHER PERSON YEAR OF BIRTH UPDATE AND NEW

DISPLAY INSTRUCTIONS:

If PROXY flag=1 (YES) and PROXY RELATIONSHIP=2 (SPOUSE/PARTNER), display “your”.
Otherwise, display “{SPOUSE/PARTNER FIRST NAME LAST NAME}'s”.

Display HH6A, 6B, and 6C, on the same screen.

Display “year” as underlined text.

QUESTION TEXT:

[What is {your/{SPOUSE/PARTNER FIRST NAME LAST NAME}'s} date of birth?]

ENTER YEAR

ENTER NUMBER

REFUSED
DON'T KNOW

PROGRAMMER INSTRUCTIONS:

Hard range: CURRENT YEAR – 115.

If HH6A ≥ 1 and HH6B ≥ 1 and HH6C ≥ 1, compute PERSON AGE as (CURRENT DATE – HH6A-C DOB) and prefill HH7.
Otherwise, go to HH8.

HH7**VARIABLE NAME(S) AND LABEL(S):**

hh12spageall	R12 SPOU PAR AGE UPDATE AND NEW
hh12dspageall	R12 D SPOU PAR AGE UPDATE AND NEW
op12age	R12 OTH PERSON AGE UPDATE AND NEW
op12dage	R12 D OP CAT AGE UPDATE AND NEW

DISPLAY INSTRUCTIONS:

If PROXY flag=1 (YES) and PROXY RELATIONSHIP=2 (SPOUSE/PARTNER), display “you”.

Respondent Interview (ALL) :: HH

Otherwise, display “{FIRSTNAME LASTNAME}”.

QUESTION TEXT:

That makes {you/{FIRSTNAME LASTNAME}} {CALCULATED AGE} today. Is that correct?

CODES

1	YES	BOX HH9
2	NO	HH6A
	REFUSED	BOX HH9
	DON'T KNOW	BOX HH9

PROGRAMMER INSTRUCTIONS:

If HH7 = 1 (YES), DK, or RF, write PERSON AGE and DOB to PERSON ROSTER.

If HH7 = 2 (NO), display error message “PLEASE CORRECT THE DATE OF BIRTH INFORMATION”.

HH8

VARIABLE NAME(S) AND LABEL(S):

hh12spageall	R12 SPOU PAR AGE UPDATE AND NEW
hh12dspageall	R12 D SPOU PAR AGE UPDATE AND NEW
op12age	R12 OTH PERSON AGE UPDATE AND NEW
op12dage	R12 D OP CAT AGE UPDATE AND NEW

DISPLAY INSTRUCTIONS:

If PROXY flag=1 (YES) and PROXY RELATIONSHIP=2 (SPOUSE/PARTNER), display “are you”.
Otherwise, display “is {FIRSTNAME LASTNAME}”.

QUESTION TEXT:

How old {are you/is {FIRSTNAME LASTNAME}}?

ENTER AGE

ENTER NUMBER

Range	18 to 115
Soft Range	55 to 99
REFUSED	
DON'T KNOW	

PROGRAMMER INSTRUCTIONS:

Hard range: 18-115.

Soft range: 55-99.

Write SPOUSE/PROXY age to PERSON ROSTER.

If HH8 = DK or RF, display “DK” or “RF” in matrix age field.

BOX HH9

VARIABLE NAME(S) AND LABEL(S):

NOT ON FILE

If ROSTER MEMBER Education Level = null, go to HH9.
Otherwise, go to HH10.

HH9

VARIABLE NAME(S) AND LABEL(S):

hh12spouseduc	R12 HH9 NEW R12 SPOU PART HIGH EDUC
op12eduspo	R12 HH9 SPOU PART EDUC WHEN ADDED
op12leveledu	R12 OP HIGHEST ED UPDATE AND NEW

DISPLAY INSTRUCTIONS:

If PROXY flag=1 (YES) and PROXY RELATIONSHIP=2 (SPOUSE/PARTNER), display “you”.
Otherwise, display “SPOUSE/PARTNER FIRST NAME LAST NAME”.

QUESTION TEXT:

SHOW CARD HH1

What is the highest degree or level of school {you/{SPOUSE/PARTNER FIRST NAME LAST NAME}} completed?

IF NEEDED: Would you say, no schooling completed, 1st-8th grade, 9th-12th grade, high school graduate, vocational, technical, business or trade school certificate or diploma, some college but no degree, associate's degree, bachelor's degree, or master's, professional, or doctoral degree?

CODES

1	NO SCHOOLING COMPLETED
2	1ST-8TH GRADE
3	9TH-12TH GRADE (NO DIPLOMA)
4	HIGH SCHOOL GRADUATE (HIGH SCHOOL DIPLOMA OR EQUIVALENT)
5	VOCATIONAL, TECHNICAL, BUSINESS, OR TRADE SCHOOL CERTIFICATE OR DIPLOMA (BEYOND HIGH SCHOOL LEVEL)
6	SOME COLLEGE BUT NO DEGREE
7	ASSOCIATE'S DEGREE
8	BACHELOR'S DEGREE
9	MASTER'S, PROFESSIONAL, OR DOCTORAL DEGREE
	REFUSED
	DON'T KNOW

PROGRAMMER INSTRUCTIONS:

Write education level to PERSON ROSTER.
If HH9 = DK or RF, display “DK” or “RF” in matrix education field.

HH10

VARIABLE NAME(S) AND LABEL(S):

hh12spoupchl R12 HH10 SPOUS NEED PERS CARE HLP

DISPLAY INSTRUCTIONS:

If PROXY flag=1 (YES) and PROXY RELATIONSHIP=2 (SPOUSE/PARTNER), display “do you”.
Otherwise, display “does {SPOUSE/PARTNER FIRST NAME LAST NAME}”.

QUESTION TEXT:

Because of a physical, mental, or emotional condition, {do you/does {SPOUSE/PARTNER FIRST NAME LAST NAME}} need the help of another person with personal care needs, such as eating, bathing, dressing, or getting around inside the home?

CODES

1	YES
2	NO
	REFUSED
	DON'T KNOW

HH11

VARIABLE NAME(S) AND LABEL(S):

hh12livwthspo R12 HH11 LIVE WITH SPOUSE PARTNER
op12prsninh R12 OP IN HOUSEHOLD UPDATE AND NEW

DISPLAY INSTRUCTIONS:

If PROXY flag=1 (YES) and PROXY RELATIONSHIP=2 (SPOUSE/PARTNER), display “you live” and “{SP}”.
Else if PROXY flag=1 (YES), display “{SPOUSE/PARTNER FIRST NAME LAST NAME} lives” and “{SP}”.
Otherwise, display “{SPOUSE/PARTNER FIRST NAME LAST NAME} lives” and “you”.

QUESTION TEXT:

Just to confirm, {you live/{SPOUSE/PARTNER FIRST NAME LAST NAME} lives} with {{SP}/you}, is that correct?

CODES

1	YES	BOX HH13
2	NO	
	REFUSED	BOX HH13
	DON'T KNOW	BOX HH13

PROGRAMMER INSTRUCTIONS:

If PROXY flag=1 (YES) and PROXY RELATIONSHIP=2 (SPOUSE/PARTNER) and [(IS11A = 1 (YES) and HH11 = 2 (NO)) or (IS11A = 2 (NO) and HH11 = 1 (YES))], display error message #7.

If HH11=1 (YES), set INHH flag = 1 (YES) and ADDRESS1, ADDRESS2, CITY, STATE and ZIP = SP's CURRENT INT ADDRESS1, ADDRESS2, CITY, STATE and ZIP for SPOUSE/PARTNER.

VARIABLE NAME(S) AND LABEL(S):

hh12placekind

R12 HH12 KIND OF PLACE LIVE IN

DISPLAY INSTRUCTIONS:

If PROXY flag=1 (YES) and PROXY RELATIONSHIP=2 (SPOUSE/PARTNER), display “are you”.
Otherwise, display “{SPOUSE/PARTNER FIRSTNAME LASTNAME} is”.

If CAPI PHONE = 3 (FIP), display “IF NEEDED: Would you say a private residence; a group home, board and care, or supervised housing; an assisted living or continuing care retirement community, or a nursing home?”

If CAPI PHONE <> 3 (FIP), display “Would you say a private residence; a group home, board and care, or supervised housing; an assisted living or continuing care retirement community, or a nursing home?”

QUESTION TEXT:

SHOW CARD HH2

What kind of place {are you/is {SPOUSE/PARTNER FIRSTNAME LASTNAME}} living in now? {Would you say a private residence; a group home, board and care, or supervised housing; an assisted living or continuing care retirement community, or a nursing home?}

{IF NEEDED: Would you say a private residence; a group home, board and care, or supervised housing; an assisted living or continuing care retirement community, or a nursing home?}

PRESS F1 FOR HELP SCREEN

CODES

1	PRIVATE RESIDENCE	BOX HH13
2	A GROUP HOME, BOARD AND CARE, OR SUPERVISED HOUSING	BOX HH13
3	ASSISTED LIVING FACILITY OR CONTINUING CARE RETIREMENT COMMUNITY (CCRC)	BOX HH13
5	NURSING HOME	BOX HH13
91	OTHER (SPECIFY)	
	REFUSED	BOX HH13
	DON'T KNOW	BOX HH13

HH12A

VARIABLE NAME(S) AND LABEL(S):

NOT ON FILE

QUESTION TEXT:

SPECIFY OTHER TYPE OF PLACE

ENTER TEXT

BOX HH13
VARIABLE NAME(S) AND LABEL(S):

NOT ON FILE

If FACILITY flag = 1 (YES), go to Section CS - Children and Siblings.

Else if NEWSAMPLE flag = 1 (YES), go to HH13B.

Otherwise, go to BOX HH13D.

HH13B
VARIABLE NAME(S) AND LABEL(S):**hh12othlvhere**

R12 HH13B ANYONE ELSE LIVE HERE

DISPLAY INSTRUCTIONS:

If PROXY flag = 2 (NO) or [PROXY flag = 1(YES) and PROXY RELATIONSHIP = 2 (SPOUSE/PARTNER) and INHH flag for SPOUSE/PARTNER= 1 (YES)], display "you".

Else if PROXY flag=1 (YES) and INHH flag for PROXY=1 (YES) and PROXY RELATIONSHIP <> 2 (SPOUSE/PARTNER), display "you and {SP}".

Otherwise, display "{SP}".

If INHH flag=1 (YES) for SPOUSE/PARTNER, display "and {SP FIRSTNAME LASTNAME/SPOUSE/PARTNER FIRSTNAME LASTNAME}".

If PROXY RELATIONSHIP = 2 (SPOUSE/PARTNER), display "SP FIRSTNAME LASTNAME".

Otherwise, display "SPOUSE/PARTNER FIRSTNAME LASTNAME".

QUESTION TEXT:

Does anyone else live (here) with {{you/SP/you and SP} and {SP FIRSTNAME LASTNAME/SPOUSE/PARTNER FIRSTNAME LASTNAME}}?

CODES

1	YES	HH14
2	NO	SECTION CS
	REFUSED	SECTION CS
	DON'T KNOW	SECTION CS

BOX HH13D

VARIABLE NAME(S) AND LABEL(S):

NOT ON FILE

If [any ROSTER MEMBERS other than SP have LAST INT INHH flag = 1 (YES) and CURRENT INT DECEASED flag <> 1 (YES)] or [CURRENT INT relationship code = 2 (SPOUSE/PARTNER) and CURRENT INT INHH flag = 1 (YES) and DECEASED flag <> 1 (YES) for ROSTER MEMBER], or [CURRENT INT PROXY RESPONDENT flag = 1 (YES) and CURRENT INT INHH flag = 1 (YES)] , go to HH13D.

Otherwise, go to HH14.

HH13D

VARIABLE NAME(S) AND LABEL(S):

op12prsninh R12 OP IN HOUSEHOLD UPDATE AND NEW

op12childinh R12 CHILD IN HOUSEHOLD UPDATE AND NEW

DISPLAY INSTRUCTIONS:

Display HHMEMBER ROSTER as a grid. Display SP, SPOUSE/PARTNER if INHH flag = 1 (YES), and DECEASED flag <> 1 (YES), and PROXY if INHH flag = 1 (YES) on the HHMEMBER GRID.

If ROSTER MEMBER age = response, display "{/approximately age {age}}".

If at HH13D, do not display question text in brackets the first time the screen is displayed. Otherwise, display question text in brackets.

Display questions HH13D-HH13E on full matrix screen.

QUESTION TEXT:

{[}Now I have a few questions about {your/SP's} household. At the time of the last interview, we recorded that the following people lived with {you/SP}. As I read each person's name, please tell me if he or she still lives in the household. Please include people temporarily absent.{]}

Does {FIRSTNAME LASTNAME} ({relationship to SP}{/gender}{/approximately age {age}}) still live in the household?

CODES

1	YES
2	NO
	REFUSED
	DON'T KNOW

PROGRAMMER INSTRUCTIONS:

Display preloaded grid with SP, and any ROSTER MEMBERS with a LAST INT INHH or CURRENT INT INHH flag = 1 (YES) and DECEASED flag <> 1 (YES). SP, Spouse, and Proxy roster entries should include revised info from current round if updated.

Display grid with fields: Still in HH, Reason Left, First Name, and Last Name. First Name, Last Name, and Still in HH and Reason Left fields can be edited. SP, Spouse, and Proxy rows should also be write-protected.

When entering a new field, start cursor after last entry value or text.

If PROXY flag = 1 (YES) and IS11A = 2 (NO), go to HH13E for CURRENT INT PROXY.

Otherwise, start cursor at the "Still in HH" column for the first ROSTER MEMBER listed who is not the SP, Spouse, ROSTER MEMBER with RELATIONSHIP CODE = 33 (EX-SPOUSE/PARTNER) and DECEASED flag = 1 (YES), or Proxy.

If HH13D = 2 (NO), RF or DK set ADDRESS1, ADDRESS2, CITY, STATE and ZIP = null for ROSTER MEMBER.

If HH13D = 1 (YES), set ADDRESS1, ADDRESS2, CITY, STATE and ZIP = SP's CURRENT INT ADDRESS1, ADDRESS2, CITY, STATE and ZIP.

Allow up to 42 row entries.

Allow movement between grid items using the arrow keys.

Text field is 2 5 char for each name field.

If HH13D = 2 (NO), RF or DK, set INHH flag = -1, and go to HH13E.

Else if HH13D = 1 (YES), set INHH flag = 1 (YES), and go to HH13F.

HH13E**VARIABLE NAME(S) AND LABEL(S):**

op12reasgone

R12 HH13E REASON GONE FROM HH

DISPLAY INSTRUCTIONS:

If PROXY flag = 1 (YES), display "are you".

Otherwise, display "is {FIRSTNAME LASTNAME}".

QUESTION TEXT:

Why {are you/is {FIRSTNAME LASTNAME}} no longer living in the household?

CODES

- | | |
|---|--------------------------------------|
| 1 | SEPARATION OR DIVORCE |
| 2 | DECEASED |
| 3 | MOVED ELSEWHERE |
| 5 | LAST INTERVIEW INFORMATION INCORRECT |
| 8 | OTHER REASON |
| | REFUSED |
| | DON'T KNOW |

PROGRAMMER INSTRUCTIONS:

Go to HH13D for next ROSTER MEMBER.

If HH13E = 2 (DECEASED), set DECEASED flag = 1 (YES) for ROSTER MEMBER.

If no other ROSTER MEMBERS, go to HH14.

HH13F

VARIABLE NAME(S) AND LABEL(S):

NOT ON FILE

DISPLAY INSTRUCTIONS:

Display "FIRST" in bold underlined text.

QUESTION TEXT:

CONFIRM SPELLING OF FIRST NAME.

HH13G

VARIABLE NAME(S) AND LABEL(S):

NOT ON FILE

DISPLAY INSTRUCTIONS:

Display "LAST" in bold underlined text.

QUESTION TEXT:

CONFIRM SPELLING OF LAST NAME.

PROGRAMMER INSTRUCTIONS:

If HH13D = 1 (YES) or 2 (NO), display ROSTER MEMBER in HHMEMBER matrix with grayed out fields upon advancing to next roster entry.

Go to HH13D for next ROSTER MEMBER.

If no other ROSTER MEMBERS, go to HH14.

HH14

VARIABLE NAME(S) AND LABEL(S):

op12prsninhh

R12 OP IN HOUSEHOLD UPDATE AND NEW

DISPLAY INSTRUCTIONS:

Display HHMEMBER ROSTER as a grid. Display any ROSTER MEMBERS with CURRENT INT INHH flag=1 (YES) on the HHMEMBER GRID.

If PROXY flag = 2 (NO) or [PROXY flag = 1 (YES) and PROXY RELATIONSHIP = 2 (SPOUSE/PARTNER) and INHH flag for SPOUSE/PARTNER= 1 (YES)], display "you".

Else if PROXY flag=1 (YES) and INHH flag for PROXY=1 (YES) and PROXY RELATIONSHIP <> 2 (SPOUSE/PARTNER), display "you and {SP}".

Otherwise, display "{SP}".

Only display ROSTER MEMBERS with CURRENT INT INHH flag <> 1 (not in HH) as entries that can be selected

Respondent Interview (ALL) :: HH

to add to the HH Roster. Display ROSTER MEMBERS with CURRENT INT INHH flag = 1 (YES) as follows:
“[{ROSTER MEMBER FIRST AND LAST NAME}, HERE]” and grayed out. For any ROSTER MEMBERS added to HH Roster at this screen, display as “[{ROSTER MEMBER FIRST AND LAST NAME}, HERE]” and grayed out.

Display questions HH14-HH19 on full matrix screen.

If at HH14-HH14B, do not display question text in brackets during first entry to person roster.
Otherwise, display question text in brackets.

If NEW SAMPLE flag=1 (YES) AND at first entry to person roster, display “names” “all of the people” “live” and “, including people temporarily absent. Let’s start with the name of the first person.”
Else if NEW SAMPLE flag = (YES) display “name” “the next person” “lives” and “. Please include people temporarily absent.”

If NEW SAMPLE flag <> 1 (YES) AND asked HH13D any ROSTER MEMBERS with INHH flag = 1 (YES), display
"Other than the people I just asked about," and "does".

Else if NEW SAMPLE flag <> 1 (YES) AND not asked HH13D for any ROSTER MEMBERS, display “Does”.

If NEWSAMPLE flag = 1 (YES) display, “tell me the {names/name} of {all of the people/the next person} who usually {live/lives} with {you/SP}/you and {SP}} {, including people temporarily absent. Let’s start with the name of the first person./}. Please include people temporarily absent.”

PROBE: Is there anyone else living (here) with {you and {SP}/you/{SP}}?”

If NEW SAMPLE flag <>1 (YES) AND at first entry to person roster, display “first”.
Else if NEW SAMPLE flag <>1 (YES) display “next”.

If NEWSAMPLE flag <> 1 (YES) display “anyone else usually live (here) with {you/{SP}/you and {SP}}, including people temporarily absent? If so, please tell me the name of the {first/next} person.

PROBE: Is there anyone else living (here) with {you and {SP}/you/{SP}}?”

QUESTION TEXT:

{[{Other than the people I just asked about,} {does/Does} anyone else usually live (here) with {you and {SP}} / you/ {SP}}, including people temporarily absent? If so, {please/Please} tell me the name of the {first/next} person. /Please tell me the {names/name} of {all of the people/the next person} who usually {live/lives}} with {you/{SP}/you and {SP}}. {, including people temporarily absent. Let’s start with the name of the first person. /}.Please include people temporarily absent.}]}

PROBE: Is there anyone else living (here) with {you and {SP}/you/{SP}}?

SELECT TO ADD TO HOUSEHOLD ROSTER, ONE AT A TIME

IF PERSON NAMED IS NOT ON THE ROSTER, SELECT “NOT ON LIST” TO ADD A PERSON

PRESS ENTER IF MATRIX IS COMPLETE

HH14A

VARIABLE NAME(S) AND LABEL(S):

NOT ON FILE

Respondent Interview (ALL) :: HH

DISPLAY INSTRUCTIONS:

Display "first" in underlined text.
If at HH14A-B, do not display question text in brackets during first entry to person roster.
Otherwise, display question text in brackets.

QUESTION TEXT:

{}What is (his/her) first name?{}
CONFIRM SPELLING

ENTER TEXT

Length45

PROGRAMMER INSTRUCTIONS:

Display grid with fields: First Name, Last Name, Gender, Relationship, and Age.

Display grid with SP preloaded, and any ROSTER MEMBERS with a CURRENT INT INHH flag= 1 (YES) preloaded with updated info from CURENT INT.

All rows for ROSTER MEMBERS confirmed at HH13 should be write-protected (grayed out).

For each HHMEMBER ROSTER addition, set INHH flag= 1 (YES) and ADDRESS1, ADDRESS2, CITY, STATE and ZIP = SP's ADDRESS1, ADDRESS2, CITY, STATE and ZIP.

Allow up to 42 row entries.

Allow movement between grid items using the arrow keys.

When exiting matrix, if any blank fields, return cursor to the blank field and display appropriate error message.

Go to HH20 when matrix is complete.

HH14B

VARIABLE NAME(S) AND LABEL(S):

NOT ON FILE

DISPLAY INSTRUCTIONS:

Display "last" in underlined text.
If at HH14A-B, do not display question text in brackets during first entry to person roster.
Otherwise, display question text in brackets.

QUESTION TEXT:

{}What is (his/her) last name?{}
CONFIRM SPELLING

ENTER TEXT

Length25

HH15

HELP AVAILABLE

VARIABLE NAME(S) AND LABEL(S):

op12relatnshp	R12 RELASHIP TO SP UPDATE AND NEW
op12childinh	R12 CHILD IN HOUSEHOLD UPDATE AND NEW

DISPLAY INSTRUCTIONS:

Display HOUSEHOLD RELATIONSHIP CODE LIST.

QUESTION TEXT:

What is {FIRSTNAME LASTNAME}'s relationship to {you/SP}?

PRESS F1 FOR HELP SCREEN

CODES

3	DAUGHTER
4	SON
5	DAUGHTER-IN-LAW
6	SON-IN-LAW
7	STEPDAUGHTER
8	STEPSON
9	SISTER
10	BROTHER
11	SISTER-IN-LAW
12	BROTHER-IN-LAW
13	MOTHER
14	STEPMOTHER
15	MOTHER-IN-LAW
16	FATHER
17	STEPFATHER
18	FATHER-IN-LAW
19	GRANDDAUGHTER
20	GRANDSON
21	NIECE
22	NEPHEW
23	AUNT
24	UNCLE
25	COUSIN
26	STEPDAUGHTER'S SON/DAUGHTER
27	STEPSON'S SON/DAUGHTER
28	DAUGHTER-IN-LAW'S SON/DAUGHTER
29	SON-IN-LAW'S SON/DAUGHTER
30	BOARDER/RENTER
31	PAID AIDE/HOUSEKEEPER/EMPLOYEE
32	ROOMMATE
33	EX-SPOUSE/PARTNER

34	BOYFRIEND/GIRLFRIEND
36	FRIEND
91	OTHER RELATIVE
92	OTHER NONRELATIVE

PROGRAMMER INSTRUCTIONS:

If HH15 = 3 (daughter), 5 (daughter-in-law), 7 (stepdaughter), 9 (sister), 11 (sister-in-law), 13 (mother), 14 (stepmother), 15 (mother-in-law), 19 (granddaughter), 21 (niece), or 23 (aunt), set PERSON GENDER = 2 (female) and go to HH17A.
 ELSE If HH15 = 4 (son), 6 (son-in-law), 8 (stepson), 10 (brother), 12 (brother-in-law), 16 (father), 17 (stepfather), 18 (father-in-law), 20 (grandson), 22 (nephew), or 24 (uncle), set PERSON GENDER = 1 (male) and go to HH17A.
 Otherwise, go to HH16.
 If HH15 = 3 (daughter), 4 (son), 7 (stepdaughter), or 8 (stepson), set CHILDDINHH flag = 1 (yes) for ROSTER PERSON.

HH16

VARIABLE NAME(S) AND LABEL(S):

op12dgender R12 D GENDER UPDATE AND NEW

QUESTION TEXT:

What is {FIRST NAME LAST NAME}'s gender?

CODES

1	MALE
2	FEMALE

PROGRAMMER INSTRUCTIONS:

If HH16 = 1, set PERSON GENDER = 1 (male), and display "1" in matrix gender field.
 If HH16 = 2, set PERSON GENDER = 2 (female), and display "2" in matrix gender field.

BOX HH17

VARIABLE NAME(S) AND LABEL(S):

NOT ON FILE

If HH15 = 25-36, 91 or 92, go to HH14.
 Otherwise, go to HH17A.

HH17A

VARIABLE NAME(S) AND LABEL(S):

op12birthmth R12 OTHER PERSON MONTH OF BIRTH UPDATE AND NEW

Respondent Interview (ALL) :: HH

DISPLAY INSTRUCTIONS:

Display HH17A, 17B, and 17C, on the same screen.
Display “month” as underlined text.

QUESTION TEXT:

What is {FIRSTNAME LASTNAME}'s date of birth?

ENTER MONTH

ENTER NUMBER

Range 1 to 12
REFUSED
DON'T KNOW

PROGRAMMER INSTRUCTIONS:

Hard range 1-12

HH17B**VARIABLE NAME(S) AND LABEL(S):**

NOT ON FILE

DISPLAY INSTRUCTIONS:

Display HH17A, 17B, and 17C, on the same screen.
Display “day” as underlined text.

QUESTION TEXT:

[What is {FIRSTNAME LASTNAME}'s date of birth?]

ENTER DAY

ENTER NUMBER

Range 1 to 31
REFUSED
DON'T KNOW

PROGRAMMER INSTRUCTIONS:

Hard range 1-31

HH17C**VARIABLE NAME(S) AND LABEL(S):**

op12birthyear R12 OTHER PERSON YEAR OF BIRTH UPDATE AND NEW

DISPLAY INSTRUCTIONS:

Display HH17A, 17B, and 17C, on the same screen.
Display “year” as underlined text.

QUESTION TEXT:

[What is {FIRSTNAME LASTNAME}'s date of birth?]

ENTER YEAR

ENTER NUMBER

REFUSED
DON'T KNOW

PROGRAMMER INSTRUCTIONS:

Hard range: CURRENT YEAR – 110.
If HH17A ≥ 1 and HH17B ≥ 1 and HH17C ≥ 1, compute PERSON AGE as (CURRENT DATE – HH17A-C DOB) and prefill HH18.
Otherwise, go to HH19.

HH18**VARIABLE NAME(S) AND LABEL(S):**

op12age	R12 OTH PERSON AGE UPDATE AND NEW
op12dage	R12 D OP CAT AGE UPDATE AND NEW

QUESTION TEXT:

That makes {FIRSTNAME LASTNAME} {CALCULATED AGE} today. Is that correct?

CODES

1	YES	HH14
2	NO	HH17A
	REFUSED	HH14
	DON'T KNOW	HH14

PROGRAMMER INSTRUCTIONS:

If HH18 = 1 (yes), write HHMEMBER AGE to PERSON ROSTER.
If HH18 = DK or RF, display “DK” or “RF” in matrix age field.
If HH18 = 2 (NO), display error message “PLEASE CORRECT THE DATE OF BIRTH INFORMATION”.

HH19**VARIABLE NAME(S) AND LABEL(S):**

op12age	R12 OTH PERSON AGE UPDATE AND NEW
op12dage	R12 D OP CAT AGE UPDATE AND NEW

QUESTION TEXT:

How old is {FIRSTNAME LASTNAME}?

ENTER AGE
IF LESS THAN 1 YEAR, ENTER 0

ENTER NUMBER

Range	0 to 110
REFUSED	

Respondent Interview (ALL) :: HH

DON'T KNOW

PROGRAMMER INSTRUCTIONS:

Numeric field range: 0-110.
Write PERSON AGE to PERSON ROSTER.
If HH19 = DK or RF, display "DK" or "RF" in matrix age field.
Go to HH14.

HH20

VARIABLE NAME(S) AND LABEL(S):

NOT ON FILE

QUESTION TEXT:

IS THE HOUSEHOLD MATRIX COMPLETE?

CODES

1	YES	SECTION CS
2	NO	HH14

PROGRAMMER INSTRUCTIONS:

If HH20 = 2 (NO), display error message "GO BACK AND ADD THE PERSON".

Derived Variables from Items in HH Section

VARIABLENAME(S)ANDLABEL(S):

hh12dmarstat	R12 D MARITAL STATUS AT R12
op12dgender	R12 D GENDER UPDATE AND NEW
hh12spageall	R12 SPOU PAR AGE UPDATE AND NEW
hh12dspageall	R12 D SPOU PAR AGE UPDATE AND NEW
op12dage	R12 D OP CAT AGE UPDATE AND NEW
hh12dlvngarrg	R12 D LIVING ARRANGEMENT
hh12dhshldnum	R12 D TOTAL NUMBER IN HOUSEHOLD
hh12dhshldchd	R12 D TOTAL CHILDREN IN HOUSEHOLD
hh12dspouseid	R12 D SPOUSE ID
op12dspoudec	R12 D SPOUSE DIED
op12ddeceased	R12 D SPOUSE CHILD HH MEMBER DIED

Restricted Variables in the HH Section

VARIABLE NAME(S) AND LABEL(S):

op12resstate	R12 RE OP ADDRESS STATE
op12rescity	R12 RE OP ADDRESS CITY
op12rescoy	R12 RE OP ADDRESS COUNTY
op12fpscopy	R12 RE OP ADDRESS FIPS COUNTY
op12fpsstcy	R12 RE OP ADDRESS FIPS STATE/COUNTY

Respondent Interview (ALL)

Section CS [CHILDREN AND SIBLINGS]

Sequence: 11

BOX CS1

VARIABLE NAME(S) AND LABEL(S):

NOT ON FILE

If NEWSAMPLE flag = 1 (YES), go to CS1.
Else if any LAST INT ROSTER MEMBERS with relationship codes = 3 (DAUGHTER), 4 (SON), 7 (STEPDAUGHTER), or 8 (STEPSON) and CURRENT INHH flag <> 1 (NOT IN HH) and DECEASED flag <> 1 (YES) for ROSTER MEMBER, go to CS1A.
Otherwise, go to Box CS1H.

CS1

VARIABLE NAME(S) AND LABEL(S):

NOT ON FILE

DISPLAY INSTRUCTIONS:

If any roster entries with relationship codes = 3 (DAUGHTER), 4 (SON), 7 (STEPDAUGHTER), or 8 (STEPSON), display "Besides {you/{FIRST NAME LASTNAME of roster entry with 3 (DAUGHTER), 4 (SON), 7 (STEPDAUGHTER), or 8 (STEPSON)}}", "{do you/does SP}" and "other".

Otherwise, display "{Do you /Does SP}".

If PROXY flag = 1 (YES) and PROXY RELATIONSHIP = 3 (DAUGHTER), 4 (SON), 7 (STEPDAUGHTER), or 8 (STEPSON), display "you".
Otherwise, display "{FIRSTNAME LASTNAME of roster entry with 3 (DAUGHTER), 4 (SON), 7 (STEPDAUGHTER), or 8 (STEPSON)}".

If (PROXY flag = 1 (YES) and PROXY RELATIONSHIP = 3 (DAUGHTER), 4 (SON), 7 (STEPDAUGHTER), or 8 (STEPSON)) and (any other roster entries with codes = 3 (DAUGHTER), 4 (SON), 7 (STEPDAUGHTER), or 8 (STEPSON)), display "and" and "{FIRSTNAME LASTNAME of roster entry with 3 (DAUGHTER), 4 (SON), 7 (STEPDAUGHTER), or 8 (STEPSON)}".

If more than one name displayed, display "and" between each one.

If PROXY flag is null, display "do you" or "Do you".
Otherwise, display "does SP" or "Does SP".

QUESTION TEXT:

{Besides {you/{ and} {FIRSTNAME LASTNAME of roster entry with 3 (DAUGHTER), 4 (SON), 7 (STEPDAUGHTER) or 8 (STEPSON)}, {do you/does SP}}/ {Do you/Does SP}} have any {other} living children, including stepchildren?

CODES

Respondent Interview (ALL) :: CS

1	YES	CS2
2	NO	BOX CS2
	REFUSED	BOX CS2
	DON'T KNOW	BOX CS2

CS1A

VARIABLE NAME(S) AND LABEL(S):

op12chnotinhh R12 CHILD NOT HOUSEHOLD UPDATE AND NEW

DISPLAY INSTRUCTIONS:

Display "{FIRSTNAME LASTNAME}, {RELATIONSHIP}" of ANY LAST INT ROSTER MEMBERS with relationship codes = 3 (DAUGHTER), 4 (SON), 7 (STEPDAUGHTER), or 8 (STEPSON) and CURRENT INHH flag <> 1 (NOT IN HH) and DECEASED flag <> 1 (YES) for ROSTER MEMBER below question text.

If any CURRENT INT ROSTER MEMBERS with relationship codes = 3 (DAUGHTER), 4 (SON), 7 (STEPDAUGHTER), or 8 (STEPSON) and CURRENT INHH flag = 1 (IN HH), display "In addition to the child(ren) currently living with {you/SP}, at".
Otherwise, display "At".

QUESTION TEXT:

{In addition to the child(ren) currently living with {you/SP}, at/At} the time of the last interview in {LAST INT MONTH AND YEAR}, we recorded that {you/SP} had the following child(ren) or stepchild(ren). READ NAMES AND RELATIONSHIPS LISTED BELOW.

{FIRSTNAME LASTNAME}, {RELATIONSHIP}

Is this information still correct?

IF ANY CHILD OR STEPCHILD IS DECEASED, SELECT CODE 2 UPDATES NEEDED

IF NAME(S) REFUSED, READ RELATIONSHIP(S)

CONFIRM SPELLING

CODES

1	INFO CORRECT	CS1E
2	UPDATES NEEDED	
	REFUSED	CS1E
	DON'T KNOW	CS1E

CS1B

VARIABLE NAME(S) AND LABEL(S):

op12chnotinhh R12 CHILD NOT HOUSEHOLD UPDATE AND NEW

DISPLAY INSTRUCTIONS:

Respondent Interview (ALL) :: CS

Display ROSTER as a grid.

Display questions CS1B-CS1G on full matrix screen.

Prefill grid with LAST INT information FIRST NAME and LASTNAME for PERSON ROSTER MEMBERS with LAST INT RELATIONSHIP CODE = 3 (DAUGHTER), 4 (SON), 7 (STEPDAUGHTER), or 8 (STEPSON) and CURRENT INHH flag <>1 (NOT IN HH).

Display "{FIRSTNAME LASTNAME}, {RELATIONSHIP}" of first, next LAST INT ROSTER MEMBER with relationship codes = 3 (DAUGHTER), 4 (SON), 7 (STEPDAUGHTER), or 8 (STEPSON) and CURRENT INHH flag <>1 (NOT IN HH) below question text.

For the first ROSTER MEMBER, display "First".
Otherwise, display "Next"

QUESTION TEXT:

{First/Next} we recorded

{FIRSTNAME LASTNAME} {RELATIONSHIP}

Is this correct?

CONFIRM SPELLING

CODES

1	INFO CORRECT	CS1E
2	UPDATES NEEDED	
3	CHILD DECEASED	BOX CS1H
	REFUSED	CS1E
	DON'T KNOW	CS1E

PROGRAMMER INSTRUCTIONS:

If CS1b = 3 (DECEASED), set DECEASED flag =1 (YES) for ROSTER MEMBER and go to BOX CS1H.

CS1C

VARIABLE NAME(S) AND LABEL(S):

NOT ON FILE

DISPLAY INSTRUCTIONS:

Prefill name in response field and allow corrections.
Do not display question text in brackets during first entry to person roster.
Otherwise, display question text in brackets.

Display "first" as underlined text.

QUESTION TEXT:

{[]What is (his/her) correct first name?[]}

{FIRSTNAME LASTNAME} {RELATIONSHIP}

CONFIRM SPELLING

ENTER TEXT

CS1D**VARIABLE NAME(S) AND LABEL(S):**

NOT ON FILE

DISPLAY INSTRUCTIONS:

Prefill name in response field and allow corrections.

Display "last" in underlined text.

QUESTION TEXT:

{[}What is (his/her) correct last name?{]}

{FIRSTNAME LASTNAME} {RELATIONSHIP}

CONFIRM SPELLING

ENTER TEXT

Length

25

PROGRAMMER INSTRUCTIONS:

Write updated first and last names to the person roster for ROSTER MEMBER. Set a NAMECHANGE flag to indicate that the name was changed.

CS1E**VARIABLE NAME(S) AND LABEL(S):****op12rescity** R12 RE OP ADDRESS CITY**op12resstate** R12 RE OP ADDRESS STATE**QUESTION TEXT:**

Does {FIRSTNAME LASTNAME}, {RELATIONSHIP} currently live in {CITY}, {STATE}?

IF CITY OR STATE MISSING, DON'T KNOW, OR REFUSED, SELECT CODE 2 UPDATES NEEDED.

CODES

1	INFO CORRECT	BOX CS1H
2	UPDATES NEEDED	
	REFUSED	BOX CS1H
	DON'T KNOW	BOX CS1H

PROGRAMMER INSTRUCTIONS:

If CS1E = 1 (YES), write LAST INT CITY and STATE to roster as CURRENT INT CITY and STATE for ROSTER MEMBER and go to BOX CS1H.

CS1F

VARIABLE NAME(S) AND LABEL(S):

op12rescity R12 RE OP ADDRESS CITY

DISPLAY INSTRUCTIONS:

Display "CITY" in underlined text.

Display CS1F and CS1G on the same screen.

Display CITY for ROSTER MEMBER from PERSON ROSTER and prefill city response field if already collected. Allow update to city field if prefilled and allow enter if field is prefilled and no updates are made.

QUESTION TEXT:

In what city and state does {FIRSTNAME LASTNAME} live?

ENTER CITY

CONFIRM SPELLING

ENTER TEXT

Length 25

REFUSED

DON'T KNOW

CS1G

VARIABLE NAME(S) AND LABEL(S):

op12resstate R12 RE OP ADDRESS STATE

DISPLAY INSTRUCTIONS:

Display "STATE" in underlined text.

Display CS1F and CS1G on the same screen.

Display STATE for ROSTER MEMBER from PERSON ROSTER and prefill state response field if already collected. Allow update to city field if prefilled and allow enter if field is prefilled and no updates are made.

QUESTION TEXT:

[In what city and state does {FIRSTNAME LASTNAME} live?]

ENTER STATE

TYPE THE FIRST LETTER OF THE STATE, THEN USE ARROW KEYS IF NEEDED TO LOCATE STATE, AND PRESS ENTER TO SELECT

REFUSED

DON'T KNOW

PROGRAMMER INSTRUCTIONS:

Use lookup file (59STATETERR) of state names

Write updated PERSON CITY and STATE to PERSON ROSTER for ROSTER MEMBER.

BOX CS1H**VARIABLE NAME(S) AND LABEL(S):**

NOT ON FILE

If any other LAST INT ROSTER MEMBERS with relationship codes = 3 (DAUGHTER), 4 (SON), 7 (STEPDAUGHTER), or 8 (STEPSON) and INHH flag <> 1 (NOT IN HH) and DECEASED flag <> 1 (YES) for ROSTER MEMBER, go to CS1B.

Else if HH1 = 1 (MARRIED) or 2 (LIVING WITH A PARTNER), go to CS1H.

Otherwise, go to BOX CS9PRE.

CS1H**VARIABLE NAME(S) AND LABEL(S):**

NOT ON FILE

DISPLAY INSTRUCTIONS:

If any roster entries with a new CURRENT INT ROSTER MEMBER with CURRENT INT relationship codes = 3 (DAUGHTER), 4 (SON), 7 (STEPDAUGHTER), or 8 (STEPSON), display "Besides {you/{FIRST NAME LASTNAME of roster entry with 3 (DAUGHTER), 4 (SON), 7 (STEPDAUGHTER), or 8 (STEPSON)}}, "{do you/does SP}" and "other".

Otherwise, display "{Do you /Does SP}".

If PROXY flag = 1 (YES) and ROSTER MEMBER CURRENT INT RELATIONSHIP code = 3 (DAUGHTER), 4 (SON), 7 (STEPDAUGHTER), or 8 (STEPSON) and ROSTER MEMBER is new in CURRENT INT, display "you". Otherwise, display "{FIRSTNAME LASTNAME of roster entry with 3 (DAUGHTER), 4 (SON), 7 (STEPDAUGHTER), or 8 (STEPSON)}".

If (PROXY flag = 1 (YES) and CURRENT INT RELATIONSHIP code = 3 (DAUGHTER), 4 (SON), 7 (STEPDAUGHTER), or 8 (STEPSON)) and (any other new roster entries in CURRENT INT and CURRENT INT codes = 3 (DAUGHTER), 4 (SON), 7 (STEPDAUGHTER), or 8 (STEPSON)), display "and" and "{FIRSTNAME LASTNAME of roster entry with 3 (DAUGHTER), 4 (SON), 7 (STEPDAUGHTER), or 8 (STEPSON)}".

If more than one name displayed, display "and" between each one.

If PROXY flag is null, display "do you" or "Do you".
Otherwise, display "does SP" or "Does SP".

QUESTION TEXT:

{Besides {you/{and} {FIRSTNAME LASTNAME of roster entry with 3 (DAUGHTER), 4 (SON), 7 (STEPDAUGHTER) or 8 (STEPSON)}, {do you/does SP}}/ {Do you/Does SP}} have any {other} new stepchildren?

CODES

1	YES	CS2
2	NO	
	REFUSED	
	DON'T KNOW	

BOX CS2**VARIABLE NAME(S) AND LABEL(S):**

NOT ON FILE

IF PROXY RESPONDENT flag = 1 (YES) and [PROXY ROSTER MEMBER relationship code = 3 (DAUGHTER), 4 (SON), 7 (STEPDAUGHTER) or 8 (STEPSON)] and INHOUSEHOLD flag = 1 (YES), set CHILDINHH flag = 1 (YES) for PROXY ROSTER MEMBER.

If NEWSAMPLE flag = 1 (YES) and any roster entries with [(relationship code = 3 (DAUGHTER), 4 (SON), 7 (STEPDAUGHTER) or 8 (STEPSON))], go to BOX CS9PRE.

Else if NEWSAMPLE flag = 1 (YES), go to CS14.

Else if PROXY RESPONDENT flag = 1 (YES) and [PROXY ROSTER MEMBER relationship code = 7 (STEPDAUGHTER) or 8 (STEPSON)] and ROSTER MEMBER is new in CURRENT INT and INHH flag <>1 (NOT IN HH) for PROXY ROSTER MEMBER, go to CS7a.

Else, if any new in CURRENT INT roster members with [(relationship code = 3 (DAUGHTER), 4 (SON), 7 (STEPDAUGHTER) or 8 (STEPSON)) and INHH flag = 1 (YES)], go to BOX CS9PRE.

Otherwise, go to BOX CS9PRE.

CS2**VARIABLE NAME(S) AND LABEL(S):**

op12chnotinh R12 CHILD NOT HOUSEHOLD UPDATE AND NEW

DISPLAY INSTRUCTIONS:

If NEWSAMPLE flag = 1 (YES), display "daughter, son,".

Display CHILDREN ROSTER as a grid.

If CS1 or CS1H = YES, display questions CS2A-CS7B on full matrix screen.

Display questions CS2A-CS7B on full matrix screen.

Do not display question text in brackets during first entry to person roster.
Otherwise, display question text in brackets.

Display "first" as underlined text.

Respondent Interview (ALL) :: CS

Display “PRESS ENTER IF MATRIX IS COMPLETE” for first empty roster entry.

QUESTION TEXT:

{[]Please tell me their names and whether they are {your/{SP}s} {daughter, son,} stepdaughter or stepson.[]}

What is (his/her) first name?

CONFIRM SPELLING

PROBE IF NECESSARY: {Do you/Does {SP}} have any other living children, including stepchildren?

{PRESS ENTER IF MATRIX IS COMPLETE}

PROGRAMMER INSTRUCTIONS:

For each ROSTER addition, set CHILDNOTINHH flag= 1 (YES) for ROSTER PERSON.

Allow up to 42 row entries.

Allow movement between grid items using the arrow keys.

Go to CS8 when matrix is complete.

CS2A

VARIABLE NAME(S) AND LABEL(S):

NOT ON FILE

DISPLAY INSTRUCTIONS:

Display “first” in underlined text

QUESTION TEXT:

What is (his/her) first name?

CONFIRM SPELLING

ENTER TEXT

Length

45

CS2B

VARIABLE NAME(S) AND LABEL(S):

NOT ON FILE

DISPLAY INSTRUCTIONS:

Display "last" in underlined text.

QUESTION TEXT:

What is (his/her) last name?

CONFIRM SPELLING

CS3**HELP AVAILABLE****VARIABLE NAME(S) AND LABEL(S):****op12relatnshp** R12 RELASHIP TO SP UPDATE AND NEW**op12dgender** R12 D GENDER UPDATE AND NEW**DISPLAY INSTRUCTIONS:**

Display CHILD RELATIONSHIP CODE LIST.

If NEWSAMPLE flag = 1 (YES), display relationship codes 3 (DAUGHTER), 4 (SON), 7 (STEPDAUGHTER) and 8 (STEPSON).

Otherwise, display 7 (STEPDAUGHTER) and 8 (STEPSON).

QUESTION TEXT:

What is {FIRSTNAME LASTNAME}'s relationship to {you/SP}?

PRESS F1 FOR HELP SCREEN

CODES

3	DAUGHTER
4	SON
7	STEPDAUGHTER
8	STEPSON

CS4A**VARIABLE NAME(S) AND LABEL(S):****op12birthmth** R12 OTHER PERSON MONTH OF BIRTH UPDATE AND NEW**DISPLAY INSTRUCTIONS:**

Display "month" as underlined text.

QUESTION TEXT:

What is {FIRSTNAME LASTNAME}'s date of birth?

ENTER MONTH

ENTER NUMBER

Range

1 to 12

REFUSED

DON'T KNOW

CS4B

VARIABLE NAME(S) AND LABEL(S):

NOT ON FILE

DISPLAY INSTRUCTIONS:

Display CS4a, CS4b, and CS4c, on the same screen.

Display “day” as underlined text.

QUESTION TEXT:

[What is {FIRSTNAME LASTNAME}'s date of birth?]

ENTER DAY

ENTER NUMBER

Range	1 to 31
REFUSED	
DON'T KNOW	

CS4C

VARIABLE NAME(S) AND LABEL(S):

op12birthyear R12 OTHER PERSON YEAR OF BIRTH UPDATE AND NEW

DISPLAY INSTRUCTIONS:

Display CS4a, CS4b, and CS4c, on the same screen.

Display “year” as underlined text.

QUESTION TEXT:

[What is {FIRSTNAME LASTNAME}'s date of birth?]

ENTER YEAR

ENTER NUMBER

REFUSED
DON'T KNOW

PROGRAMMER INSTRUCTIONS:

Hard range: CURRENT YEAR – 95.

Soft range: (CURRENT YEAR – 20) – (CURRENT YEAR – 75)

If CS4c violates hard range, display error message "YEAR OF BIRTH OUTSIDE OF RANGE, CONFIRM WITH RESPONDENT AND RE-ENTER".

If CS4a ≥ 1 and CS4b ≥ 1 and CS4c ≥ 1, compute PERSON AGE as (CURRENT DATE – CS4a-c DOB) and prefill CS5.

Respondent Interview (ALL) :: CS

Otherwise, go to CS6.

CS5

VARIABLE NAME(S) AND LABEL(S):

op12age	R12 OTH PERSON AGE UPDATE AND NEW
op12dage	R12 D OP CAT AGE UPDATE AND NEW

QUESTION TEXT:

That makes {FIRSTNAME LASTNAME} {CALCULATED AGE} today. Is that correct?

CODES

1	YES	CS7A
2	NO	CS4A
	REFUSED	CS7A
	DON'T KNOW	CS7A

PROGRAMMER INSTRUCTIONS:

If CS5 = 1 (yes), write person AGE to PERSON ROSTER.
If CS5 = DK or RF, display "DK" or "RF" in matrix age field.
If CS5 = 2 (NO), display error message "INCONSISTENT ANSWERS. VERIFY WITH RESPONDENT AND RE-ENTER ANSWER(S)."

CS6

VARIABLE NAME(S) AND LABEL(S):

op12age	R12 OTH PERSON AGE UPDATE AND NEW
op12dage	R12 D OP CAT AGE UPDATE AND NEW

QUESTION TEXT:

How old is {FIRSTNAME LASTNAME}?

ENTER AGE

IF LESS THAN 1 YEAR, ENTER 0

ENTER NUMBER

Range	0 to 95
Soft Range	15 to 75
REFUSED	
DON'T KNOW	

PROGRAMMER INSTRUCTIONS:

Write PERSON AGE to PERSON ROSTER.
If CS6 = DK or RF, display "DK" or "RF" in matrix age field.

CS7A

VARIABLE NAME(S) AND LABEL(S):

op12rescity R12 RE OP ADDRESS CITY

DISPLAY INSTRUCTIONS:

Display "CITY" in underlined text.
Display CS7a and CS7b on the same screen

QUESTION TEXT:

In what city and state does {FIRSTNAME LASTNAME} live?

ENTER CITY.

CONFIRM SPELLING

ENTER TEXT

Length 25
REFUSED
DON'T KNOW

CS7B

VARIABLE NAME(S) AND LABEL(S):

op12resstate R12 RE OP ADDRESS STATE

DISPLAY INSTRUCTIONS:

Display "STATE" in underlined text.
Display CS7a and CS7b on the same screen.

QUESTION TEXT:

[In what city and state does {FIRSTNAME LASTNAME} live?]

ENTER STATE

TYPE THE FIRST LETTER OF THE STATE, THEN USE ARROW KEYS IF NEEDED TO LOCATE STATE, AND PRESS ENTER TO SELECT

REFUSED
DON'T KNOW

PROGRAMMER INSTRUCTIONS:

Use lookup file (59STATETERR) of state names
Write PERSON CITY and STATE to PERSON ROSTER.
If CS1 or CS1H = YES, go to CS2A.
Else go to BOX CS9PRE.

CS8

VARIABLE NAME(S) AND LABEL(S):

NOT ON FILE

DISPLAY INSTRUCTIONS:

If NEWSAMPLE flag <> 1 (YES), display "NEW".

QUESTION TEXT:

IS THE {NEW} CHILDREN MATRIX COMPLETE?

CODES

1 YES

2 NO

CS2A

PROGRAMMER INSTRUCTIONS:

If CS8 = 2 (NO), display error message "GO BACK AND ADD THE PERSON".

BOX CS9PRE

VARIABLE NAME(S) AND LABEL(S):

NOT ON FILE

If any ROSTER MEMBERS with relationship codes = 3 (DAUGHTER), 4 (SON), 7 (STEPDAUGHTER), or 8 (STEPSON) and DECEASED flag <> 1 (YES) for ROSTER MEMBER, go to CS9PRE.

Otherwise, go to BOX CS14.

CS9PRE

VARIABLE NAME(S) AND LABEL(S):

NOT ON FILE

QUESTION TEXT:

Now I have a few questions about each of {your/SP's} children.

PRESS 1 AND ENTER TO CONTINUE

CS9

VARIABLE NAME(S) AND LABEL(S):

Respondent Interview (ALL) :: CS

DISPLAY INSTRUCTIONS:

Display ROSTER as a grid.

Display questions CS9-CS12 on full matrix screen.

If LAST INT ROSTER MEMBER Education Level =null (missing) or DK, RF, display {What is the highest degree or level of school {FIRSTNAME LASTNAME} completed?}.

Else, if LAST INT ROSTER MEMBER Education Level <> null (not missing) and <> DK, RF, for first roster member display {Our records show that the highest or level of school {FIRSTNAME LASTNAME} completed was {education level}, is that still correct?}

Else, if LAST INT ROSTER MEMBER Education Level <> null (not missing) and <> DK, RF, display {And the highest or level of school {FIRSTNAME LASTNAME} completed was {education level}, correct?}

If LAST INT ROSTER MEMBER Education Level =1 display "NO SCHOOLING COMPLETED",

If LAST INT ROSTER MEMBER Education Level =2 display "1ST-8TH GRADE",

If LAST INT ROSTER MEMBER Education Level =3 display "9TH-12TH GRADE (NO DIPLOMA)",

If LAST INT ROSTER MEMBER Education Level =4 display "HIGH SCHOOL GRADUATE",

If LAST INT ROSTER MEMBER Education Level =5 display "VOCATIONAL, TECHNICAL, BUSINESS, OR TRADE SCHOOL CERTIFICATE OR DIPLOMA",

If LAST INT ROSTER MEMBER Education Level =6 display "SOME COLLEGE BUT NO DEGREE",

If LAST INT ROSTER MEMBER Education Level =7 display "ASSOCIATE'S DEGREE",

If LAST INT ROSTER MEMBER Education Level =8 display "BACHELOR'S DEGREE",

If LAST INT ROSTER MEMBER Education Level =9 display "MASTER'S, PROFESSIONAL, OR DOCTORAL DEGREE")

QUESTION TEXT:

SHOW CARD CS1

{What is the highest degree or level of school {FIRSTNAME LASTNAME} completed?}

{Our records show that the highest or level of school {FIRSTNAME LASTNAME} completed was {education level}, is that still correct?}

{And the highest or level of school {FIRSTNAME LASTNAME} completed was {education level}, correct?}

IF NEEDED: Would you say: no schooling completed; 1st-8th grade; 9th-12th grade; high school graduate; vocational, technical, business, or trade school certificate or diploma; some college but no degree; associate's degree; bachelor's degree; or master's professional, or doctoral degree?

CODES

- | | |
|---|--|
| 1 | NO SCHOOLING COMPLETED |
| 2 | 1ST-8TH GRADE |
| 3 | 9TH-12TH GRADE (NO DIPLOMA) |
| 4 | HIGH SCHOOL GRADUATE (HIGH SCHOOL DIPLOMA OR EQUIVALENT) |

- | | |
|---|--|
| 5 | VOCATIONAL, TECHNICAL, BUSINESS, OR TRADE
SCHOOL CERTIFICATE OR DIPLOMA (BEYOND
HIGH SCHOOL LEVEL) |
| 6 | SOME COLLEGE BUT NO DEGREE |
| 7 | ASSOCIATE'S DEGREE |
| 8 | BACHELOR'S DEGREE |
| 9 | MASTER'S, PROFESSIONAL, OR DOCTORAL
DEGREE |
| | REFUSED |
| | DON'T KNOW |

PROGRAMMER INSTRUCTIONS:

Display grid with FIRSTNAME LASTNAME of roster entries with CURRENT INT relationship codes = 3 (DAUGHTER), 4 (SON), 7 (STEPDAUGHTER), or 8 (STEPSON)

Allow movement between grid items using the arrow keys.

Go to CS13 when matrix is complete.

Write education level to PERSON ROSTER.

CS10

VARIABLE NAME(S) AND LABEL(S):

op12martlstat	R12 CHILD MARITL STAT
----------------------	-----------------------

DISPLAY INSTRUCTIONS:

Display ROSTER as a grid.

Display questions CS9-CS12 on full matrix screen.

If LAST INT ROSTER MEMBER marital status =null (missing) or DK, RF, display {Is {FIRSTNAME LASTNAME} married, living with a partner, separated, divorced, widowed, or never married?}.

Else, if LAST INT ROSTER MEMBER marital status <> null (not missing) and <> DK, RF, for first roster member display {Is it still correct {FIRSTNAME LASTNAME} is {marital status}?}

Else, if LAST INT ROSTER MEMBER marital status <> null (not missing) and <> DK, RF, display {And {FIRSTNAME LASTNAME} is still {marital status}, correct?}

If LAST INT ROSTER MEMBER maritalstatus =1 display "MARRIED",
 If LAST INT ROSTER MEMBER maritalstatus =2 display "LIVING WITH A PARTNER",
 If LAST INT ROSTER MEMBER maritalstatus =3 display "SEPARATED",
 If LAST INT ROSTER MEMBER maritalstatus =4 display "DIVORCED",
 If LAST INT ROSTER MEMBER maritalstatus =5 display "WIDOWED",
 If LAST INT ROSTER MEMBER maritalstatus =6 display "NEVER MARRIED",

QUESTION TEXT:

{Is {FIRSTNAME LASTNAME} married, living with a partner, separated, divorced, widowed, or never married?/
 Is it still correct {FIRSTNAME LASTNAME} is {marital status}?/AND {FIRSTNAME LASTNAME} is {marital
 status}?}

CODES

1	MARRIED
---	---------

- 2 LIVING WITH A PARTNER
- 3 SEPARATED
- 4 DIVORCED
- 5 WIDOWED
- 6 NEVER MARRIED
- REFUSED
- DON'T KNOW

PROGRAMMER INSTRUCTIONS:

Write Marital Status to PERSON ROSTER.

CS11

VARIABLE NAME(S) AND LABEL(S):

op12numchldrn R12 CHILD NUM CHILDRN

DISPLAY INSTRUCTIONS:

Display ROSTER as a grid.
Display questions CS9-CS12 on full matrix screen.

If LAST INT ROSTER MEMBER number of children =null (missing), or DK, RF, display " How many living children does {FIRSTNAME LASTNAME} have, including step-children?}."

Else, display "And {FIRSTNAME LASTNAME} has {numofkids} {children/ child} including step-children, correct?"

Display LAST INT ROSTER MEMBER numofkids.

If numofkids = 1, display "child"
Else if, numofkids <> 1, display "children".

QUESTION TEXT:

{How many living children does {FIRSTNAME LASTNAME} have, including step-children?}

{And {FIRSTNAME LASTNAME} has {numofkids} {children/child} including step-children, correct?}

IF NEEDED: Include step and adopted children.

ENTER NUMBER OF CHILDREN

ENTER NUMBER

Range 0 to 24
Soft Range 0 to 10
REFUSED
DON'T KNOW

PROGRAMMER INSTRUCTIONS:

Hard Range: 0-24.
Soft range: 0-10.

Write number of children to PERSON ROSTER.

If CS11 = 0, RF, or DK go to BOX CS13.

CS12

VARIABLE NAME(S) AND LABEL(S):

op12anychdu18 R12 CHILD CHILD U 18

QUESTION TEXT:

Are any under age 18?

CODES

1	YES	
2	NO	BOX CS13
	REFUSED	BOX CS13
	DON'T KNOW	BOX CS13

CS12a

VARIABLE NAME(S) AND LABEL(S):

op12numchdu18 R12 CHILD NUM CHILD U 18

QUESTION TEXT:

How many are under age 18?

ENTER NUMBER

Range	1 to 24
REFUSED	
DON'T KNOW	

PROGRAMMER INSTRUCTIONS:

Write number of children under 18 to PERSON ROSTER.
If CS12a > CS11, display error message "NUMBER OF CHILDREN UNDER 18 CANNOT BE GREATER THAN TOTAL NUMBER OF CHILDREN".
Write FIRST NAME, LAST NAME, RELATIONSHIP, DOB, AGE, CITY, STATE, EDUCATION LEVEL, MARITAL STATUS, # OF CHILDREN, AND # OF CHILDREN UNDER 18 TO PERSON ROSTER FOR ROSTER MEMBER.
Go to CS9.

BOX CS13

VARIABLE NAME(S) AND LABEL(S):

NOT ON FILE

If any other ROSTER MEMBERS with relationship codes = 3 (DAUGHTER), 4 (SON), 7 (STEPDAUGHTER), or 8 (STEPSON) and DECEASED flag <> 1 (YES) for ROSTER MEMBER, go to CS9.

Otherwise, go to CS13

Respondent Interview (ALL) :: CS

CS13

VARIABLE NAME(S) AND LABEL(S):

NOT ON FILE

QUESTION TEXT:

IS THE CHILDREN MATRIX COMPLETE?

CODES

1 YES

2 NO

CS9

PROGRAMMER INSTRUCTIONS:

If CS13 = 2 (NO), display error message "GO BACK AND ADD THE PERSON".

BOX CS14

VARIABLE NAME(S) AND LABEL(S):

NOT ON FILE

If LAST INT CS14 = 0, go to BOX CS15.

Otherwise, go to CS14.

CS14

VARIABLE NAME(S) AND LABEL(S):

cs12sistrsnum

R12 CS14 NUMBER OF LIVING SISTERS

QUESTION TEXT:

How many living sisters {do you/does SP} have?

ENTER NUMBER OF SISTERS

ENTER NUMBER

Range	0 to 20
Soft Range	0 to 10
REFUSED	
DON'T KNOW	

PROGRAMMER INSTRUCTIONS:

Hard Range: 0-20.
Soft range: 0-10.

BOX CS15

VARIABLE NAME(S) AND LABEL(S):

NOT ON FILE

If LAST INT CS15 = 0, go to Section EL – Early Life.

Otherwise, go to CS15.

CS15

VARIABLE NAME(S) AND LABEL(S):

cs12brthrsnum	R12 CS15 NUMBER OF LIVNG BROTHERS
---------------	-----------------------------------

QUESTION TEXT:

How many living brothers {do you/does SP} have?

ENTER NUMBER OF BROTHERS

ENTER NUMBER

Range	0 to 20
Soft Range	0 to 10
REFUSED	
DON'T KNOW	

PROGRAMMER INSTRUCTIONS:

Hard Range: 0-20.
Soft range: 0-10.

Go to Section EL – Early Life.

Derived Variables from Items in the CS Section

VARIABLE NAME(S) AND LABEL(S):

cs12dnumchild	R12 D NUMBER OF CHILDREN
---------------	--------------------------

Respondent Interview (ALL) :: CS

cs12dnmstpchd	R12 D NUMBER OF STEP CHILDREN
cs12dnumdaugh	R12 D NUMBER OF DAUGHTERS
cs12dnumson	R12 D NUMBER OF SONS
op12dchldedit	R12 D ROUND CHILD ADDED IN EDITING

CS RES99

VARIABLE NAME(S) AND LABEL(S):

op12rescoy	R12 RE OP ADDRESS COUNTY
op12fpscoy	R12 RE OP ADDRESS FIPS COUNTY
op12fpsstcy	R12 RE OP ADDRESS FIPS STATE/COUNTY

Respondent Interview (ALL)

Section EL [EARLY LIFE]

Sequence: 12

BOX EL1PRE

VARIABLE NAME(S) AND LABEL(S):

NOT ON FILE

If NEWSAMPLE flag = 1 (YES), go to EL1PRE.
Otherwise, go to BOX EL11.

EL1PRE

VARIABLE NAME(S) AND LABEL(S):

NOT ON FILE

QUESTION TEXT:

Now I want to ask a few questions about when {you were/SP was} younger.

PRESS 1 AND ENTER TO CONTINUE

EL1

VARIABLE NAME(S) AND LABEL(S):

el12dborninus

R12 D EL1 WERE YOU BORN IN THE US WHEN ADDED

QUESTION TEXT:

{Were you/Was SP} born in the United States?

CODES

1 YES

2 NO

REFUSED

DON'T KNOW

EL3

EL3

EL3

Respondent Interview (ALL) :: EL

EL2

VARIABLE NAME(S) AND LABEL(S):

el12dstateborn

R12 D EL2 WHAT STATE WERE YOU BORN WHEN ADDED

QUESTION TEXT:

In what state {were you/was SP} born?

TYPE THE FIRST LETTER OF THE STATE, THEN USE ARROW KEYS IF NEEDED TO LOCATE STATE, AND PRESS ENTER TO SELECT

REFUSED

EL5

DON'T KNOW

EL5

PROGRAMMER INSTRUCTIONS:

Use lookup file (59STATETERR) of state names.
Display response label for state name selected.
All responses skip to EL5.

EL3

VARIABLE NAME(S) AND LABEL(S):

el12dcntryborn

R12 D EL3 WHAT COUNTRY WERE YOU BORN WHEN ADDED

QUESTION TEXT:

In what country {were you/was SP} born?

TYPE THE FIRST 3 LETTERS OF THE COUNTRY. THEN USE ARROW KEYS TO LOCATE COUNTRY, AND PRESS ENTER TO SELECT. IF COUNTRY IS NOT LISTED, SELECT 'NOT ON LIST'

REFUSED

DON'T KNOW

PROGRAMMER INSTRUCTIONS:

Use the 'Country List' as lookup file.
Enable alphabetic search.
Display response label for country selected
If "NOT ON LIST SELECTED", go to EL3a.
Otherwise, go to EL4a.

EL3A

VARIABLE NAME(S) AND LABEL(S):

NOT ON FILE

QUESTION TEXT:

SPECIFY COUNTRY OF BIRTH

ENTER TEXT

ENTER TEXT

Length

50

EL4A**VARIABLE NAME(S) AND LABEL(S):**

el12dyrcametus

R12 D EL4A YEAR CAME TO LIVE IN US WHEN ADDED

QUESTION TEXT:

In about what year did {you/SP} first come to live in the United States?

ENTER YEAR [EL5]

ENTER NUMBER

REFUSED

EL5

DON'T KNOW

PROGRAMMER INSTRUCTIONS:

Hard range CURRENT YEAR – 110

Soft range CURRENT YEAR - 65

If year entered is < SP BIRTH YEAR from IS6, display error message "INVALID RESPONSE. YEAR CAME TO UNITED STATES CANNOT BE EARLIER THAN SP BIRTH YEAR"

EL4B**VARIABLE NAME(S) AND LABEL(S):**

el12dagecomlus

R12 D EL4B AGE CAME TO LIVE IN US WHEN ADDED

QUESTION TEXT:

At about what age did {you/SP} first come to live in the United States?

IF LESS THAN 1 YEAR OLD, ENTER 0

ENTER AGE

ENTER NUMBER

Range

0 to 110

Soft Range

0 to 65

REFUSED

Respondent Interview (ALL) :: EL

DON'T KNOW

PROGRAMMER INSTRUCTIONS:

Hard range 0-110

Soft range 0-65

If age entered > SP AGE, display error message "INVALID RESPONSE. AGE CAME TO UNITED STATES CANNOT BE GREATER THAN CURRENT AGE."

EL5

VARIABLE NAME(S) AND LABEL(S):

el12dhlthchild

R12 D EL5 YOUR HEALTH AS CHILD WHEN ADDED

QUESTION TEXT:

Thinking about when {you were/SP was} growing up, would you say that {your/his/her} health as a child was excellent, very good, good, fair, or poor?

CODES

- | | |
|---|------------|
| 1 | EXCELLENT |
| 2 | VERY GOOD |
| 3 | GOOD |
| 4 | FAIR |
| 5 | POOR |
| | REFUSED |
| | DON'T KNOW |

EL6

VARIABLE NAME(S) AND LABEL(S):

el12dfingrowup

R12 D EL6 WELL OFF FINANLY GROWG UP WHEN ADDED

QUESTION TEXT:

SHOW CARD EL1

How well off financially {was your/was SP's} family when {you were/{he/she} was} growing up? Was it well off, above average, average, below average, or poor?

CODES

- | | |
|---|---------------|
| 1 | WELL OFF |
| 2 | ABOVE AVERAGE |
| 3 | AVERAGE |
| 4 | BELOW AVERAGE |
| 5 | POOR |

REFUSED
DON'T KNOW

EL7

VARIABLE NAME(S) AND LABEL(S):

el12dlvbhpar15 R12 D EL7 LIV W BTH PRNTS TO AGE 15 WHEN ADDED

DISPLAY INSTRUCTIONS:

Display "both" in bold underlined text.

QUESTION TEXT:

Did {you/SP} live with both of {your/his/her} parents (birth or adopted) for most of {your/his/her} childhood up to the age of 15?

CODES

1	YES	BOX EL9
2	NO	
	REFUSED	BOX EL9
	DON'T KNOW	BOX EL9

EL8

VARIABLE NAME(S) AND LABEL(S):

el12dlvwmofaor R12 D EL8 LIV W MOTHER FATHR OR OTH WHEN ADDED

QUESTION TEXT:

Did {you/SP} live with {your/his/her} mother only, {your/his/her} father only, another relative, or with non-relatives?

CODES

1	MOTHER ONLY
2	FATHER ONLY
3	ANOTHER RELATIVE
4	NON-RELATIVES
5	VARIED/MOVED AROUND
	REFUSED
	DON'T KNOW

BOX EL9

VARIABLE NAME(S) AND LABEL(S):

NOT ON FILE

If (EL1=2 (NO, BORN OUTSIDE THE U.S.), DK, or RF) and (EL4b>15 or (EL4a-SP'S BIRTH YEAR>15)), go to EL10. Otherwise, go to EL9a.

EL9A

VARIABLE NAME(S) AND LABEL(S):

el12dlvctytn15

R12 D EL9A WHR LIV CITY/TOWN AGE 15 WHEN ADDED

QUESTION TEXT:

Where did {you/SP} live when {you were/{he/she} was} age 15?

ENTER CITY/TOWN

CONFIRM SPELLING

ENTER TEXT

Length

25

EL9B

VARIABLE NAME(S) AND LABEL(S):

el12dstlivag15

R12 D EL9B STATE LIVED AT AGE 15 WHEN ADDED

QUESTION TEXT:

[Where did {you/SP} live when {you were/{he/she} was} age 15?]

TYPE THE FIRST LETTER OF THE STATE, THEN USE ARROW KEYS IF NEEDED TO LOCATE STATE, AND PRESS ENTER TO SELECT.

REFUSED

DON'T KNOW

PROGRAMMER INSTRUCTIONS:

Use lookup file (59STATETERR) of state names.
Display response label for state name selected.

Respondent Interview (ALL) :: EL

EL10

VARIABLE NAME(S) AND LABEL(S):

el12dhigstschl

R12 EL10 HGHST DGREE SCOOOL COMPLD WHEN ADDED

QUESTION TEXT:

SHOW CARD EL2

What is the highest degree or level of school {you/SP} completed?

IF NEEDED: Would you say: no schooling completed; 1st-8th grade; 9th-12th grade; high school graduate; vocational, technical, business, or trade school certificate or diploma; some college but no degree; associate's degree; bachelor's degree; or master's, professional, or doctoral degree?

CODES

- | | |
|---|--|
| 1 | NO SCHOOLING COMPLETED |
| 2 | 1ST-8TH GRADE |
| 3 | 9TH-12TH GRADE (NO DIPLOMA) |
| 4 | HIGH SCHOOL GRADUATE (HIGH SCHOOL DIPLOMA OR EQUIVALENT) |
| 5 | VOCATIONAL, TECHNICAL, BUSINESS, OR TRADE SCHOOL CERTIFICATE OR DIPLOMA (BEYOND HIGH SCHOOL LEVEL) |
| 6 | SOME COLLEGE BUT NO DEGREE |
| 7 | ASSOCIATE'S DEGREE |
| 8 | BACHELOR'S DEGREE |
| 9 | MASTER'S, PROFESSIONAL, OR DOCTORAL DEGREE |
| | REFUSED |
| | DON'T KNOW |

BOX EL11

VARIABLE NAME(S) AND LABEL(S):

NOT ON FILE

If LAST INT EL11 = 2 (NO), RF, or DK, SET CURRENT INT EL11 = VALUE OF LAST INT and go to BOX EL12.

Else, if any HOUSEHOLD MEMBER RELATIONSHIP = 13 (MOTHER), set EL11=1 (YES) and go to BOX EL12.

Otherwise, go to EL11.

EL11

VARIABLE NAME(S) AND LABEL(S):

el12mothalive

R12 EL11 YOUR MOTHER STILL LIVING

QUESTION TEXT:

Is {your/SP's} mother still living?

CODES

1	YES
2	NO
	REFUSED
	DON'T KNOW

BOX EL12

VARIABLE NAME(S) AND LABEL(S):

NOT ON FILE

If LAST INT EL12 = 2 (NO), RF, or DK, SET CURRENT INT EL12 = VALUE OF LAST INT and go to Section RL- Race, Ethnicity, Language.

Else, if any HOUSEHOLD MEMBER RELATIONSHIP = 16 (FATHER), set EL12=1 (YES) and go to Section RL- Race, Ethnicity, Language.

Otherwise go to EL12.

EL12

VARIABLE NAME(S) AND LABEL(S):

el12fathalive

R12 EL12 YOUR FATHER STILL LIVING

QUESTION TEXT:

Is {your/SP's} father still living?

CODES

- 1 YES
- 2 NO
- REFUSED
- DON'T KNOW

PROGRAMMER INSTRUCTIONS:

Go to Section RL - Race, Ethnicity, Language.

Derived Variables from Items in the EL Section

VARIABLE NAME(S) AND LABEL(S):

- el12dsameres** R12 D CITY STATE NOW AND AGE 15 WHEN ADDED
- el12dage2us** R12 D AGE CAME TO US WHEN ADDED

Respondent Interview (ALL)

Section RL [RACE, ETHNICITY, LANGUAGE]

Sequence: 13

BOX RL1PRE

VARIABLE NAME(S) AND LABEL(S):

NOT ON FILE

QUESTION TEXT:

If NEWSAMPLE flag = 1 (YES), go to RL1PRE.
Otherwise, go to Section SN - Social Network.

RL1PRE

VARIABLE NAME(S) AND LABEL(S):

NOT ON FILE

QUESTION TEXT:

Now we'd like to ask you some questions about {your/SP's} race and ethnic background.

PRESS 1 AND ENTER TO CONTINUE

RL1

VARIABLE NAME(S) AND LABEL(S):

rl12dyourrace1	R12 D RL1 RACE OF SP WHITE WHEN ADDED
rl12dyourrace2	R12 D RL1 RACE OF SP AFRICN AMERICN WHEN ADDED
rl12dyourrace3	R12 D RL1 RACE OF SP AMERICN INDIAN WHEN ADDED
rl12dyourrace4	R12 D RL1 RACE OF SP ALASKA NATIVE WHEN ADDED
rl12dyourrace5	R12 D RL1 RACE OF SP ASIAN WHEN ADDED
rl12dyourrace6	R12 D RL1 RACE OF SP NATIVE HAWAIIAN WHEN ADDED
rl12dyourrace7	R12 D RL1 RACE OF SP PACIFIC ISLNDR WHEN ADDED

QUESTION TEXT:

SHOW CARD RL1

What race {do you/does SP} consider {yourself/himself/herself} to be: White, Black or African American, American Indian, Alaska Native, Asian, Native Hawaiian, Pacific Islander, or something else?

SELECT ALL THAT APPLY

CODES**Code All That Apply**

1	WHITE/CAUCASIAN	BOX RL2
2	BLACK/AFRICAN AMERICAN	BOX RL2
3	AMERICAN INDIAN	BOX RL2
4	ALASKA NATIVE	BOX RL2
5	ASIAN	BOX RL2
6	NATIVE HAWAIIAN	BOX RL2
7	PACIFIC ISLANDER	BOX RL2
8	OTHER (SPECIFY)	
	REFUSED	BOX RL2
	DON'T KNOW	BOX RL2

PROGRAMMER INSTRUCTIONS:

Allow select all that apply.

RL1A**VARIABLE NAME(S) AND LABEL(S):**

NOT ON FILE

QUESTION TEXT:

SPECIFY OTHER RACE

ENTER TEXT

Length

75

BOX RL2**VARIABLE NAME(S) AND LABEL(S):**

NOT ON FILE

If more than one response category selected at RL1, continue.

Otherwise, go to RL3.

RL2

VARIABLE NAME(S) AND LABEL(S):

rl12dprimarace R12 D RL2 RACE CONSID YRSLF PRIMRLY WHEN ADDED

DISPLAY INSTRUCTIONS:

Display “or” between each race in question text.

In question text, display only response categories selected at RL1.

Display only response codes from categories selected at RL1.

QUESTION TEXT:

{Do you consider yourself/Does SP consider {himself/herself}} primarily {RESPONSE CATEGORIES SELECTED AT RL1}?

CODES

1	WHITE/CAUCASIAN
2	BLACK/AFRICAN AMERICAN
3	AMERICAN INDIAN
4	ALASKA NATIVE
5	ASIAN
6	NATIVE HAWAIIAN
7	PACIFIC ISLANDER
8	OTHER RACE SPECIFIED AT RL1A
	REFUSED
	DON'T KNOW

RL3

VARIABLE NAME(S) AND LABEL(S):

rl12dhisplatno R12 D RL3 CNSDR YRSF HSPAN OR LATNO WHEN ADDED

QUESTION TEXT:

{Do you/Does SP} consider {yourself/himself/herself} Hispanic or Latino?

CODES

1	YES
---	-----

2	NO	RL5
	REFUSED	RL5
	DON'T KNOW	RL5

RL4

VARIABLE NAME(S) AND LABEL(S):

rl12dmexpurcu1	R12 D RL4 HISP ETHNCTY MEXICAN AMER WHEN ADDED
rl12dmexpurcu2	R12 D RL4 HISP ETHNCTY PUERO RICAN WHEN ADDED
rl12dmexpurcu3	R12 D RL4 HISP ETHNCTY CUBAN AMER WHEN ADDED
rl12dmexpurcu4	R12 D RL4 HISP ETHNCTY OTHR SPECIFY WHEN ADDED
rl12dmexpurcu5	R12 D RL4 HISP ETHNCTY DOMINICAN WHEN ADDED
rl12dmexpurcu6	R12 D RL4 HISP ETHNCTY CENTRAL AMER WHEN ADDED
rl12dmexpurcu7	R12 D RL4 HISP ETHNCTY SOUTH AMER WHEN ADDED
rl12dmexpurcu8	R12 D RL4 HISP ETHNCTY SPANISH WHEN ADDED

QUESTION TEXT:

SHOW CARD RL2

Would {you/SP} say {you are/{he/she} is} Mexican American, Puerto Rican, Cuban American, or something else?

SELECT ALL THAT APPLY

CODES	Code All That Apply	
1	MEXICAN AMERICAN/CHICANO	RL5
2	PUERTO RICAN	RL5
3	CUBAN AMERICAN	RL5
4	OTHER (SPECIFY)	
	REFUSED	RL5
	DON'T KNOW	RL5

PROGRAMMER INSTRUCTIONS:

Allow select all that apply.

RL4A

VARIABLE NAME(S) AND LABEL(S):

NOT ON FILE

QUESTION TEXT:

Respondent Interview (ALL) :: RL

ENTER TEXT

Length

75

RL5**VARIABLE NAME(S) AND LABEL(S):****rl12dcondspanh**

R12 D RL5 INTRVIW CONDUCTD IN SPANSH WHEN ADDED

QUESTION TEXT:

IS THIS INTERVIEW BEING CONDUCTED IN SPANISH?

CODES

1	YES
2	NO

RL7

RL6**VARIABLE NAME(S) AND LABEL(S):****rl12dspkothlan**

R12 D RL6 SPEAK LANG OTH THN ENGLISH WHEN ADDED

QUESTION TEXT:

{Do you/Does SP} speak a language other than English?

CODES

1	YES
2	NO

SECTION SN

REFUSED

SECTION SN

DON'T KNOW

SECTION SN

RL7**VARIABLE NAME(S) AND LABEL(S):****rl12dunspokeng**

R12 D RL7 HOW UNDRSTND SPOKEN ENGL WHEN ADDED

QUESTION TEXT:

How well would you say {you understand/SP understands} English when someone is speaking to {you/him/her}? Would you say very well, well, not well, or not at all?

CODES

- | | |
|---|------------|
| 1 | VERY WELL |
| 2 | WELL |
| 3 | NOT WELL |
| 4 | NOT AT ALL |
| | REFUSED |
| | DON'T KNOW |

RL8**VARIABLE NAME(S) AND LABEL(S):**

rl12dspkengwel R12 D RL8 HOW WELL SPEAK ENGLISH WHEN ADDED

QUESTION TEXT:

How well would you say {you speak/SP speaks} English? Would you say very well, well, not well, or not at all?

CODES

- | | |
|---|------------|
| 1 | VERY WELL |
| 2 | WELL |
| 3 | NOT WELL |
| 4 | NOT AT ALL |
| | REFUSED |
| | DON'T KNOW |

PROGRAMMER INSTRUCTIONS:

Go to Section SN - Social Network

Derived Variables from Items in the RL Section**VARIABLE NAME(S) AND LABEL(S):**

rl12dracehisp R12 D RACE AND HISPANIC ETHNICITY WHEN ADDED

Respondent Interview (ALL)

Section SN [SOCIAL NETWORK]

Sequence: 14

SN1

VARIABLE NAME(S) AND LABEL(S):

NOT ON FILE

DISPLAY INSTRUCTIONS:

If PROXY flag = 1 (YES), display "SP talks", "{his/her}", "{him/her}", {he/she}."
Else display "you talk", "you", "you are", and "you".

QUESTION TEXT:

The next questions are about who {you talk/SP talks} to about important things in {your/{his/her}} life. This may include good or bad things that happen to {you/ {him/her}}, problems {you are/ {he/she} is} having, or important concerns {you/{he/she}} may have.

PRESS 1 AND ENTER TO CONTINUE

SN2

VARIABLE NAME(S) AND LABEL(S):

op12socIntwrk	R12 SN2 PART OF SP SOCIAL NETWORK
op12relatnshp	R12 RELASHIP TO SP UPDATE AND NEW
op12dgender	R12 D GENDER UPDATE AND NEW

DISPLAY INSTRUCTIONS:

Display PERSON ROSTER with FIRST NAME, LAST NAME, and RELATIONSHIP TO SP if any person has been added to the PERSON ROSTER other than the SP.

Allow entry for FIRST NAME, LAST NAME, and RELATIONSHIP TO SP fields.

For additions to the PERSON ROSTER, display SOCIAL NETWORK RELATIONSHIP CODE LIST.

Display "SP HAS NO ONE TO TALK TO" as first option on the PERSON ROSTER DISPLAY.

Display "UP TO 5 PEOPLE" in bold underlined text.

If PROXY flag = 1 (YES), display "SP".
Else display "you".

QUESTION TEXT:

Looking back over the last year, who are the people {you/SP} talked with most often about important things?

Please tell me their first and last name and their relationship to {you/SP}.

SELECT/ENTER UP TO 5 PEOPLE IN THE ORDER SP NAMES PEOPLE

Respondent Interview (ALL) :: SN

PROBE IF SP NAMES FEWER THAN 5 PEOPLE: Anyone else?

SELECT ALL THAT APPLY

IF PERSON NAMED IS NOT ON THE ROSTER, PRESS CTRL/P TO ADD A PERSON

SN3. [What is (his/her) first name?] CONFIRM SPELLING

SN4. [What is (his/her) last name?] CONFIRM SPELLING

SN5. [What is (his/her) relationship to {you/SP}?] PRESS F1 FOR HELP SCREEN

CODES

- | | |
|----|--|
| 5 | DAUGHTER-IN-LAW |
| 6 | SON-IN-LAW |
| 9 | SISTER |
| 10 | BROTHER |
| 11 | SISTER-IN-LAW |
| 12 | BROTHER-IN-LAW |
| 13 | MOTHER |
| 14 | STEPMOTHER |
| 15 | MOTHER-IN-LAW |
| 16 | FATHER |
| 17 | STEPFATHER |
| 18 | FATHER-IN-LAW |
| 19 | GRANDDAUGHTER |
| 20 | GRANDSON |
| 21 | NIECE |
| 22 | NEPHEW |
| 23 | AUNT |
| 24 | UNCLE |
| 25 | COUSIN |
| 26 | STEPDAUGHTER'S SON/DAUGHTER |
| 27 | STEPSON'S SON/DAUGHTER |
| 28 | DAUGHTER-IN-LAW'S SON/DAUGHTER |
| 29 | SON-IN-LAW'S SON/DAUGHTER |
| 30 | BOARDER/RENTER |
| 31 | PAID AIDE/HOUSEKEEPER/EMPLOYEE |
| 32 | ROOMMATE |
| 33 | EX-SPOUSE/PARTNER |
| 34 | BOYFRIEND/GIRLFRIEND |
| 35 | NEIGHBOR |
| 36 | FRIEND |
| 37 | SERVICE/SOMEONE FROM THE PLACE SP
LIVES/LIVED |
| 38 | CO-WORKER |
| 39 | MINISTER, PRIEST, OR OTHER CLERGY |

40	PSYCHIATRIST, PSYCHOLOGIST, COUNSELOR, OR THERAPIST
91	OTHER RELATIVE
92	OTHER NONRELATIVE

PROGRAMMER INSTRUCTIONS:

Allow up to 5 selections to PERSON ROSTER.

Display "CTRL/P" in red bolded font.

If "SP HAS NO ONE TO TALK TO" is selected, set NOONETOTALKTO flag = 1 (YES).

If "SP HAS NO ONE TO TALK TO" is selected, disallow other SN roster entries or selections and go to Section HO – Home Environment.

If no additions to or selections from the PERSON ROSTER, go to Section HO – Home Environment.

If other roster selections and "SP HAS NO ONE TO TALK TO" is selected, display message "INCONSISTENT ANSWER. 'NO ONE TO TALK TO' CANNOT BE SELECTED WITH OTHER ROSTER ENTRIES."

For each roster selection other than "SP HAS NO ONE TO TALK TO" at SN2, set SOCIAL NETWORK flag = 1 (YES).

If more than 5 roster members selected at SN2, display error message, "YOU MAY ONLY SELECT 5 PEOPLE."

For each addition to the PERSON ROSTER:

If 5 (daughter-in-law), 9 (sister), 11 (sister-in-law), 13 (mother), 14 (stepmother), 15 (mother-in-law), 19 (granddaughter), 21 (niece), or 23 (aunt) selected, set PERSON GENDER = 2 (female).

Else if 6 (son-in-law), 10 (brother), 12 (brother-in-law), 16 (father), 17 (stepfather), 18 (father-in-law), 20 (grandson), 22 (nephew), or 24 (uncle) selected, set PERSON GENDER = 1 (male).

BOX SN6

VARIABLE NAME(S) AND LABEL(S):

NOT ON FILE

Display grid with ROSTER MEMBERS with SOCIAL NETWORK flag = 1 (YES) and (INHH flag <> 1 (YES) or relationship <> 3 (DAUGHTER), 4 (SON), 7 (STEPDAUGHTER), or 8 (STEPSON)).

Display grid with fields: First Name, Last Name, How Related, Gender, Age Group, City, and State. Gender, Age Group, City, and State can be edited. Do not prefill Age Group.

When entering a new field, start cursor after last entry value or text.

Allow movement between grid items using the arrow keys.

Loop through BOX SN6A through BOX SN9 for each ROSTER MEMBER selected or added at SN2.

BOX SN6A

Respondent Interview (ALL) :: SN

VARIABLE NAME(S) AND LABEL(S):

NOT ON FILE

If ROSTER MEMBER has GENDER = (NULL, RF or DK), go to SN6.
Otherwise, go to BOX SN7.

SN6

VARIABLE NAME(S) AND LABEL(S):

op12dgender R12 D GENDER UPDATE AND NEW

QUESTION TEXT:

IF NOT OBVIOUS, ASK:

What is {FIRST NAME LAST NAME}'s gender?

CODES

1	MALE
2	FEMALE
	REFUSED
	DON'T KNOW

PROGRAMMER INSTRUCTIONS:

Write PERSON GENDER to PERSON ROSTER.

BOX SN7

VARIABLE NAME(S) AND LABEL(S):

NOT ON FILE

If (DATE OF BIRTH and MONTH OF BIRTH and YEAR OF BIRTH) for ROSTER MEMBER <> (NULL, RF, or DK), go to BOX SN8.
Else if AGE CATEGORY for ROSTER MEMBER <> (NULL, RF or DK), go to SN7.
Else if AGE CATEGORY for ROSTER MEMBER = (NULL, RF or DK), go to SN7A.
Otherwise, go to BOX SN8.

SN7

VARIABLE NAME(S) AND LABEL(S):

NOT ON FILE

QUESTION TEXT:

Is {FIRST NAME LAST NAME} still {LAST INT AGE CATEGORY} years old?

CODES

1	INFO CORRECT	BOX SN8
2	UPDATES NEEDED	
	REFUSED	BOX SN8
	DON'T KNOW	BOX SN8

PROGRAMMER INSTRUCTIONS:

If SN7 = 1 (INFO CORRECT), prefill SN7A with preloaded age category.

SN7A**VARIABLE NAME(S) AND LABEL(S):**

op12dcatgryag R12 D OTH PERSN SN CAT AGE

QUESTION TEXT:

How old is {FIRST NAME LAST NAME}?

CODES

1	UNDER 30
2	30-39
3	40-49
4	50-59
5	60-69
6	70-79
7	80-89
8	90+
	REFUSED
	DON'T KNOW

PROGRAMMER INSTRUCTIONS:

Write AGE CATEGORY to PERSON ROSTER.

BOX SN8**VARIABLE NAME(S) AND LABEL(S):**

NOT ON FILE

If CITY for ROSTER MEMBER <> (NULL, RF or DK), go to SN8.

Respondent Interview (ALL) :: SN

Else if CITY for ROSTER MEMBER = (NULL, RF or DK), go to SN8A.
Otherwise, go to BOX SN9.

SN8

VARIABLE NAME(S) AND LABEL(S):

NOT ON FILE

QUESTION TEXT:

Does {FIRST NAME LAST NAME} still live in {CITY, STATE}?

CONFIRM SPELLING

CODES

1	INFO CORRECT	BOX SN9
2	UPDATES NEEDED	
	REFUSED	BOX SN9
	DON'T KNOW	BOX SN9

SN8A

VARIABLE NAME(S) AND LABEL(S):

op12rescity R12 RE OP ADDRESS CITY

DISPLAY INSTRUCTIONS:

Display SN8a and 8b on the same screen.
Display "city" as underlined text.

QUESTION TEXT:

Where does {FIRST NAME LAST NAME} live?

[What is {FIRST NAME LAST NAME}'s city?]

CONFIRM SPELLING

ENTER TEXT

Length 25

SN8B

VARIABLE NAME(S) AND LABEL(S):

op12resstate

R12 RE OP ADDRESS STATE

DISPLAY INSTRUCTIONS:

Display SN8a and 8b the same screen.
Display "state" as underlined text.

QUESTION TEXT:

[What is {FIRST NAME LAST NAME}'s state?]

TYPE THE FIRST LETTER OF THE STATE, THEN USE ARROW KEYS IF NEEDED TO LOCATE STATE, AND PRESS ENTER TO SELECT

REFUSED

DON'T KNOW

PROGRAMMER INSTRUCTIONS:

Use lookup file (59STATETERR) of state names
Display state name response label.

Write PERSON CITY and STATE to PERSON ROSTER.

BOX SN9

VARIABLE NAME(S) AND LABEL(S):

NOT ON FILE

Go to BOX SN6A for next ROSTER MEMBER selected or added at SN2.
If no other selections or additions, go to SN9.

SN9

VARIABLE NAME(S) AND LABEL(S):

NOT ON FILE

QUESTION TEXT:

IS THE SOCIAL NETWORK MATRIX COMPLETE?

CODES

1	YES	SECTION HO
2	NO	SN2

PROGRAMMER INSTRUCTIONS:

If SN9 = 2 (NO), display error message "GO BACK AND ADD THE PERSON".

Derived Variables from Items in the SN Section

VARIABLE NAME(S) AND LABEL(S):

op12dsocwrkfl	R12 D LIKELY SOCIAL NETWRK MEMBER
sn12dnumsn	R12 D NUMBER IN SOCIAL NETWORK

Flag Variables Set in the SN Section

VARIABLE NAME(S) AND LABEL(S):

fl12noonetalk	R12 F SN SP HAS NO ONE TO TALK TO
----------------------	-----------------------------------

Restricted Variables in the SN Section

VARIABLE NAME(S) AND LABEL(S):

op12rescoy	R12 RE OP ADDRESS COUNTY
op12fpscoy	R12 RE OP ADDRESS FIPS COUNTY
op12fpsstcy	R12 RE OP ADDRESS FIPS STATE/COUNTY

Respondent Interview (ALL)

Section HO [HOME ENVIRONMENT]

Sequence: 15

HO1PRE

VARIABLE NAME(S) AND LABEL(S):

NOT ON FILE

DISPLAY INSTRUCTIONS:

If STRUCTURE flag = 2 (MULTI-UNIT), display “building”.
Otherwise, display “home”.

QUESTION TEXT:

Now I have some questions about {your/SP's} {home/building}.

PRESS 1 AND ENTER TO CONTINUE

HO1

VARIABLE NAME(S) AND LABEL(S):

ho12entrstair

R12 HO1 ENTRANCE STAIRS OUTSIDE

QUESTION TEXT:

Thinking about the entrance that {you use/SP uses} most often, are there stairs or a step up or down to get into {your/SP's} {home/building} from outside?

CODES

1	YES
2	NO
	REFUSED
	DON'T KNOW

BOX HO2

VARIABLE NAME(S) AND LABEL(S):

NOT ON FILE

If STRUCTURE flag = 2 (multi-unit), go to HO2.
ELSE, go to HO3.

HO2

VARIABLE NAME(S) AND LABEL(S):

ho12entrccomm R12 HO2 ENTRANCE COMMON OR PRIVAT

QUESTION TEXT:

Is this a common or shared entrance, or is it an entrance directly into {your/SP's}
{home/apartment/room/unit/suite/other}?

CODES

- | | |
|---|-----------------------------|
| 1 | COMMON OR SHARED ENTRANCE |
| 2 | ENTRANCE DIRECTLY INTO HOME |
| | REFUSED |
| | DON'T KNOW |

HO3

VARIABLE NAME(S) AND LABEL(S):

ho12entrnramp R12 HO3 RAMP AT ENTRANCE

QUESTION TEXT:

Whether or not {you use/SP uses} it, does this entrance have a ramp?

CODES

- | | |
|---|------------|
| 1 | YES |
| 2 | NO |
| | REFUSED |
| | DON'T KNOW |

BOX HO4

VARIABLE NAME(S) AND LABEL(S):

If NEW RESIDENCE flag = 1 and STRUCTURE flag = 2 (multi-unit) and RE9= 2 (multiple floors), then go to HO4, variable text [a].

Else if NEW RESIDENCE flag = 1 and STRUCTURE flag = 2 (multi-unit) and RE9=1 (single floor), then go to HO4, variable text [c].

Otherwise, go to BOX HO5.

HO4

VARIABLE NAME(S) AND LABEL(S):

ho12bldgamen1	R12 HO4A NEW RES BLDG HAS ELEVATOR
ho12bldgamen2	R12 HO4B NEW RES BLDG STAIR LIFT GLIDE
ho12bldgamen3	R12 HO4C NEW RES BLDG COMMN SPACE MEALS
ho12bldgamen4	R12 HO4D NEW RES BLDG SPACE SOCIAL EVT

DISPLAY INSTRUCTIONS:

If at HO4a do not display brackets in question text.

If at HO4c and RE9 = 1 (single floor),
do not display brackets in question text.
Otherwise, display brackets.

Use "Same Question Stem" display

QUESTION TEXT:

{[]Does the building that {you live/SP lives} in have{[]}

{variable text [a-d]}

RESPONSE [1] a. an elevator?

RESPONSE [2] b. a stair lift or stair glide?

RESPONSE [3] c. common or shared spaces that are used for meals?

RESPONSE [4] d. common or shared spaces that can be used for socializing?

CODES

1	YES
2	NO
	REFUSED
	DON'T KNOW

PROGRAMMER INSTRUCTIONS:

Array the responses and Variable text columns in the panel.

Display 'variable text' in the a-d sequence until all rows have been displayed.

BOX HO5

VARIABLE NAME(S) AND LABEL(S):

NOT ON FILE

If STRUCTURE flag = 2 (multi-unit), go to HO10PRE.

Otherwise, go to HO5.

HO5

VARIABLE NAME(S) AND LABEL(S):

ho12levelsflr R12 HO5 NUMBR OF LEVELS OR FLOORS

QUESTION TEXT:

How many levels or floors are in {your/SP's} home, including a basement if {you have/{he/she} has} one?

CODES

1	1	HO10PRE
2	2	
3	3	
4	4+	
	REFUSED	
	DON'T KNOW	

PROGRAMMER INSTRUCTIONS:

If HO5 = 1 (living space on one floor), set ONE FLOOR flag = 1

HO8

VARIABLE NAME(S) AND LABEL(S):

ho12homeamen1	R12 HO8A BED KITCHN BATH SAME FLR
ho12homeamen2	R12 HO8B HOME HAS ELEVATOR
ho12homeamen3	R12 HO8C HOME HAS STAIR LFT GLIDE

DISPLAY INSTRUCTIONS:

If at HO8a, do not display brackets in question text.
Otherwise, display brackets.

Use "Same Question Stem" display

QUESTION TEXT:

{[]Whether or not {you use/SP uses} it, does {your/SP's} home have{[]}

{variable text [a-c]}

RESPONSE [1] a. a bedroom, kitchen, and full bathroom with a shower or tub on the same floor?

RESPONSE [2] b. an elevator?

RESPONSE [3] c. a stair lift or stair glide?

CODES

1	YES
2	NO
	REFUSED
	DON'T KNOW

PROGRAMMER INSTRUCTIONS:

Array the responses and Variable text columns in the panel.

Display 'variable text' in the a-c sequence until all rows have been displayed.

HO10PRE

VARIABLE NAME(S) AND LABEL(S):

NOT ON FILE

DISPLAY INSTRUCTIONS:

If HOTYPE flag = 1 (HOME), display "home".

Else if HOTYPE flag = 2 (APARTMENT), display "apartment".

Else if HOTYPE flag = 3 (ROOM), display "room".

Else if HOTYPE flag = 4 (UNIT), display "unit".

Else if HOTYPE flag = 5 (SUITE), display "suite".

Else if HOTYPE flag = 6 (OTHER), display "TEXT ENTERED AT HT10A (OTHER)".

QUESTION TEXT:

Now, I'd like to ask you some questions about the inside of {your/SP's}
{home/apartment/unit/suite/room/other}.

PRESS 1 AND ENTER TO CONTINUE

BOX HO10

VARIABLE NAME(S) AND LABEL(S):

NOT ON FILE

If NEW RESIDENCE flag = 1 and FACILITY flag = 1, go to HO10.
Otherwise, go to HO11.

HO10

VARIABLE NAME(S) AND LABEL(S):

ho12bathprivt R12 HO10 NEW FAC RES PRIV BATH

DISPLAY INSTRUCTIONS:

If HOTYPE flag = 2 (APARTMENT), display "apartment".
Else if HOTYPE flag = 3 (ROOM), display "room".
Else if HOTYPE flag = 4 (UNIT), display "unit".
Else if HOTYPE flag = 5 (SUITE), display "suite".
Else if HOTYPE flag = 6 (OTHER), display "TEXT ENTERED AT HT10A (OTHER)".

QUESTION TEXT:

Does {your/SP's} {apartment/unit/suite/room/other} have a private bathroom with a shower or tub?

CODES

1	YES
2	NO
	REFUSED
	DON'T KNOW

HO11

VARIABLE NAME(S) AND LABEL(S):

ho12bathamen1	R12 HO11A BATH HAS BATHTUB
ho12bathamen2	R12 HO11B BATH HAS SHOWER STALL
ho12bathamen3	R12 HO11C BATH GRAB BAR IN SHOWER
ho12bathamen4	R12 HO11D BATH SEAT FR SHOWER TUB
ho12bathamen5	R12 HO11E BATH RAISED TOILET SEAT
ho12bathamen6	R12 HO11F BATH GRAB BARS TOILET
ho12bathamen7	R12 HO11G BATH MED EMERGNCY SYSTM

DISPLAY INSTRUCTIONS:

If FACILITY flag = 1, and HO10= 1 (private shower or tub), display "the bathroom in {your /his/her} {apartment/unit/suite/room/other} have"

If FACILITY flag = 1, and HO10=2 (no private shower or tub), display "{your/his/her} bathroom have"

Otherwise display "{your/{his/her}} home"

Use "Same Question Stem" display

If at HO11a, do not display question text in brackets.

Otherwise, display question text in brackets.

For HO11b:

If HO11a = 1 (yes), display “separate from the tub”.

Otherwise, use null display.

For HO11c and HO11d:

If HO11a=2 and HO11b=2 then display "PLEASE CONFIRM: {SP} HAS NO ACCESS TO A BATHTUB AND NO ACCESS TO A SHOWER" before displaying HO11e.

If HO11a= 2 (no bathtub) and HO11b = 1 (yes, shower stall), display “shower”

If HO11a = 1 (yes, bathtub) and HO11b = 2 (no shower stall), display “tub area”

If HO11a = 1 (yes, bathtub) and HO11b = 1 (yes, shower stall), display “shower or tub area”

QUESTION TEXT:

{[}Whether or not {you use/SP uses} it, does {the bathroom in {your /{his/her}}
{apartment/unit/suite/room/other}/{your/{his/her}} bathroom/{your/{his/her}} home } have{]}

{variable text [a-g]}

RESPONSE [1] a. a bathtub?

RESPONSE [2] b. a shower stall {separate from the tub}?

RESPONSE [3] c. a grab bar in the {shower/tub area/shower or tub area}?

IF NEEDED: A grab bar is designed to help you steady yourself. It may be attached to the wall or built into the shower or tub. Do not include towel racks.

RESPONSE [4] d. a seat for the {shower/tub/shower or tub}?

IF NEEDED: This includes a chair, stool, or bench used in the shower or bathtub. Some seats are placed in the shower or tub, others are built in.

RESPONSE [5] e. a raised toilet or raised toilet seat?

RESPONSE [6] f. grab bars around the toilet?

RESPONSE [7] g. a medical emergency system to call someone for help?

CODES

- | | |
|---|------------|
| 1 | YES |
| 2 | NO |
| | REFUSED |
| | DON'T KNOW |

PROGRAMMER INSTRUCTIONS:

Array the responses and Variable text columns in the panel.

Display 'variable text' in the a-g sequence until all rows have been displayed.

If HO11a=2 (no) and HO11b=2 (no) then set BATHGRABBAR flag=2, set BATHSEAT flag=2, and skip to HO11e.

If FACILITY flag = 1, go to HO12 after HO11f.

Otherwise, display [RESPONSE 7] and variable text {g}

IF HO11c=1 (yes), set BATHGRABBAR flag = 1 (yes)

IF HO11d=1 (yes), set BATHSEAT flag = 1 (yes)

IF HO11e=1 (yes), set RAISED TOILET flag = 1 (yes)

IF HO11f=1 (yes), set TOILETGRABBAR flag = 1 (yes)

BOX HO12

VARIABLE NAME(S) AND LABEL(S):

NOT ON FILE

If NEW RESIDENCE flag = 1 and FACILITY FLAG = 1 (YES), GO TO HO12.
ELSE GO TO HO14.

HO12

VARIABLE NAME(S) AND LABEL(S):

ho12kitchnprv R12 HO12 NEW FAC RES PRIV KITCHEN

QUESTION TEXT:

Does {your/SP's} {apartment/room/unit/suite/other} have a private kitchen or private kitchen area?

IF NEEDED: A private kitchen area is a place in your home where you can store food and prepare simple meals or snacks.

CODES

1	YES	HO14
2	NO	
	REFUSED	
	DON'T KNOW	

HO13

VARIABLE NAME(S) AND LABEL(S):

ho12kitchncom R12 HO13 NEW FAC RES COMMON KITCHEN

QUESTION TEXT:

Is there a kitchen area in the building where people who live {here/where SP lives} can store food or prepare simple meals or snacks?

CODES

1	YES	SECTION EM
2	NO	SECTION EM
	REFUSED	SECTION EM

Respondent Interview (ALL) :: HO

HO14**VARIABLE NAME(S) AND LABEL(S):**

ho12microwave	R12 HO14 USE OF MICROWAVE
----------------------	---------------------------

QUESTION TEXT:

(Whether or not {you use/SP uses} it,) does {your/SP's} kitchen have a working microwave?

CODES

1	YES
2	NO
	REFUSED
	DON'T KNOW

PROGRAMMER INSTRUCTIONS:

Go to Section EM – Environmental Modifications.

Derived Variables from Items in the HO Section**VARIABLE NAME(S) AND LABEL(S):**

ho12dbldg1	R12 D BLDG HAS ELEVATOR
ho12dbldg2	R12 D BLDG HAS STAIR LIFT GLIDE
ho12dbldg3	R12 D BLDG HAS COMMN SPACE MEALS
ho12dbldg4	R12 D BLDG HAS SPACE SOCIAL EVENT
ho12dbathprvt	R12 D FAC HAS PRIVATE BATH
ho12dkitchnpr	R12 D FAC HAS PRIV KITCHEN
ho12dkitchnco	R12 D FAC HAS COMMON KITCHEN

Flag Variables Set in the HO Section**VARIABLE NAME(S) AND LABEL(S):**

fl12bathgrbbr	R12 F HO SPS BATH HAS GRAB BARS
----------------------	---------------------------------

fl12bathseat

R12 F HO SPS BATH HAS SEAT

fl12raisedtlt

R12 F HO SP HAS RAISED TOILET

fl12tltgrbbr

R12 F HO SP TOILET HAS GRAB BARS

Respondent Interview (ALL)

Section EM [ENVIRONMENTAL MODIFICATIONS]

Sequence: 16

BOX EM1

VARIABLE NAME(S) AND LABEL(S):

NOT ON FILE

If NEW RESIDENCE flag <> 1 (YES), go to BOX EM2.

Else if (HO2 <> 1 (COMMON OR SHARED ENTRANCE) and HO3=1 (YES, RAMP)) or HO8b=1 (YES, ELEVATOR) or HO8c=1 (YES, STAIRLIFT) or HO11c=1 (YES, SHOWER GRABBAR) or HO11d=1 (YES, SHOWER SEAT) or HO11e=1 (YES, RAISED TOILET SEAT) or HO11f=1 (YES, TOILET GRABBAR), go to EM1.

Otherwise, go to EM4.

EM1

VARIABLE NAME(S) AND LABEL(S):

em12modhere1

R12 EM1 NEW RES ALL ITEMS HERE

DISPLAY INSTRUCTIONS:

If HO2<>1 (COMMON OR SHARED ENTRANCE) and HO3=1 (YES), display “a ramp”

If HO8b=1 (YES), display “an elevator”

If HO8c=1 (YES), display “a stair lift or stair glide”

If HO11c=1 (YES), display “a grab bar in the shower or tub area”

If HO11d=1 (YES), display “a seat for the shower or tub”

If HO11e=1 (YES), display “a raised toilet or raised toilet seat”

If HO11f=1 (YES), display “grab bars around the toilet”

If only one item listed, display “Was this item” and “it”

Otherwise, display “Were all these items” and “any of them”

QUESTION TEXT:

You told me that {you have/SP has}:

{a ramp}

{an elevator}

{a stair lift or stair glide}

{a grab bar in the shower or tub area}

{a seat for the shower or tub}

Respondent Interview (ALL) :: EM

{a raised toilet or raised toilet seat}
{grab bars around the toilet}

{Was this item/Were all these items} here when {you/{he/she}} moved in or did {you{he/she}} add {it/any of them}?

CODES

1	ALL ITEMS HERE	EM4
2	ADDED ONE OR MORE ITEMS	
	REFUSED	EM4
	DON'T KNOW	EM4

BOX EM2

VARIABLE NAME(S) AND LABEL(S):

NOT ON FILE

If (HO2 <> 1 (COMMON OR SHARED ENTRANCE) and HO3 = 1 (YES, RAMP)) or HO8b = 1 (YES, ELEVATOR) or HO8c = 1 (YES, STAIRLIFT) or HO11c = 1 (YES, SHOWER GRABBAR) or HO11d = 1 (YES, SHOWER SEAT) or HO11e = 1 (YES, RAISED TOILET SEAT) or HO11f = 1 (YES, TOILET GRABBAR), go to EM2.

Otherwise, go to EM4.

EM2

VARIABLE NAME(S) AND LABEL(S):

em12addlstyr1	R12 EM2A RAMP ADDED
em12addlstyr2	R12 EM2B ELEVATOR ADDED
em12addlstyr3	R12 EM2C STR LIFT ADDED
em12addlstyr4	R12 EM2D SHWR GRABBAR ADDED
em12addlstyr5	R12 EM2E BATHSEAT ADDED
em12addlstyr6	R12 EM2F TOILETSEAT ADDED
em12addlstyr7	R12 EM2G TOILET GRABBARS ADDED

DISPLAY INSTRUCTIONS:

Use "Same Question Stem" display

If at first question item, do not display question text in brackets.
Otherwise, display question text in brackets.

If NEWSAMPLE flag = 1 (YES), display "We'd like to know {if this was/which of these were} added in the last year, that is since {CURRENT MONTH, YEAR – 1 YEAR}" and "In the last year, did {you/he/she} add the".

Else if NEW RESIDENCE flag = 1 (YES), display "We'd like to know {if this was/which of these were} added to {your/SP's} current home." and "Since {you/SP} moved here, did {you/he/she} add the".

Display "current" in underlined text.

Else if NEW RESIDENCE flag <> 1 (YES), display "Since the last interview in {LAST INT MONTH AND YEAR}, did {you/SP} add the"

If only one item listed at EM1, display "if this was".
Otherwise, display "which of these were".

If HO2 <> 1 (COMMON OR SHARED ENTRANCE) and HO3=1 (YES), display RESPONSE [1] and variable text {a}

If HO8b=1 (YES), display RESPONSE [2] and variable text {b}

If HO8c=1 (YES), display RESPONSE [3] and variable text {c}

If HO11c=1 (YES), display RESPONSE [4] and variable text {d}

If HO11d=1 (YES), display RESPONSE [5] and variable text {e}

If HO11e=1 (YES), display RESPONSE [6] and variable text {f}

If HO11f=1 (YES), display RESPONSE [7] and variable text {g}

QUESTION TEXT:

{[{We'd like to know {if this was/which of these were} added {in the last year, that is since {CURRENT MONTH, YEAR – 1 YEAR}}/to {your/SP's} current home}. {In the last year/Since {you/SP} moved here}, did {you/he/she} add the/Since the last interview in {LAST INT MONTH AND YEAR}, did {you/SP} add the}]}

{RESPONSE [1] a. ramp?}

{RESPONSE [2] b. elevator?}

{RESPONSE [3] c. stair lift or stair glide?}

{RESPONSE [4] d. grab bar in the shower or tub area?}

{RESPONSE [5] e. seat for the shower or tub?}

{RESPONSE [6] f. raised toilet or raised toilet seat?}

{RESPONSE [7] g. grab bars around the toilet?}

CODES

1	YES
2	NO
	REFUSED
	DON'T KNOW

PROGRAMMER INSTRUCTIONS:

Array the responses and Variable text columns in the panel.

Display 'variable text' in the a-g sequence until all rows have been displayed.

BOX EM3

VARIABLE NAME(S) AND LABEL(S):

NOT ON FILE

If EM2 a-g = 2 (NO), go to EM4.
Otherwise, go to EM3.

EM3

VARIABLE NAME(S) AND LABEL(S):

em12payyufam1	R12 EM3A SP PAID FOR RAMP
em12payyufam2	R12 EM3B SP PAID FOR ELEVATOR
em12payyufam3	R12 EM3C SP PAID STAIR LFT GLIDE
em12payyufam4	R12 EM3D SP PAID SHOWER GRABBAR
em12payyufam5	R12 EM3E SP PAID SHOWER SEAT
em12payyufam6	R12 EM3F SP PAID RAISD TOILT SEAT
em12payyufam7	R12 EM3G SP PAID TOILET GRABBARS

DISPLAY INSTRUCTIONS:

Use “Same Question Stem” display

If at first question item, do not display question text in brackets.

Otherwise, display question text in brackets.

If EM2a = 1 (YES), display RESPONSE [1] and variable text {a}

If EM2b=1 (YES), display RESPONSE [2] and variable text {b}

If EM2c=1 (YES), display RESPONSE [3] and variable text {c}

If EM2d=1 (YES), display RESPONSE [4] and variable text {d}

If EM2e=1 (YES), display RESPONSE [5] and variable text {e}

If EM2f=1 (YES), display RESPONSE [6] and variable text {f}

If EM2g=1 (YES), display RESPONSE [7] and variable text {g}

QUESTION TEXT:

{[]}Did {you/SP} or {your/{his/her}} family pay any of the cost of adding or getting the{[]}

{variable text [a-g]}

{RESPONSE [1] a. ramp?}

{RESPONSE [2] b. elevator?}

{RESPONSE [3] c. stair lift or stair glide?}

{RESPONSE [4] d. grab bar in the shower or tub area?}

{RESPONSE [5] e. seat for the shower or tub?}

{RESPONSE [6] f. raised toilet or raised toilet seat?}

{RESPONSE [7] g. grab bars around the toilet?}

CODES

1	YES
2	NO
	REFUSED
	DON'T KNOW

PROGRAMMER INSTRUCTIONS:

Array the responses and Variable text columns in the panel.
Display 'variable text' in the a-g sequence until all rows have been displayed.

EM4

VARIABLE NAME(S) AND LABEL(S):

em12paydevice1	R12 EM4A SP PAID FOR VISION AIDS
em12paydevice2	R12 EM4B SP PAID FOR HEARING AID
em12paydevice3	R12 EM4C SP PAID FOR CANE
em12paydevice4	R12 EM4D SP PAID FOR WALKER
em12paydevice5	R12 EM4E SP PAID FOR WHEELCHAIR
em12paydevice6	R12 EM4F SP PAID FOR SCOOTER
em12paydevice7	R12 EM4G SP PAID FOR GRABBER
em12paydevice8	R12 EM4H SP PD SPECIAL DRESS ITM
em12paydevice9	R12 EM4I SP PAID ADAPTED UTENSILS

DISPLAY INSTRUCTIONS:

Use "Same Question Stem" display

If at EM4a, do not display question text in brackets.

Otherwise, display question text in brackets.

If NEWSAMPLE flag = 1 (YES), display "in the last year".

Otherwise, display "since the last interview in {LAST IN MONTH AND YEAR}".

Display "pay anything for" in bold underlined text.

QUESTION TEXT:

{[]}Here are a few other devices that help with daily activities. Whether or not {you use/SP uses} them now, {in the last year/since the last interview in {LAST INT MONTH AND YEAR}, did {you/{he/she}} or {your/{his/her}} family pay anything for the following items for {you/{him/her}}?{[]}

{variable text [a-i]}

RESPONSE [1] a. glasses or other vision aids such as a magnifying glass?

RESPONSE [2] b. a hearing aid?

RESPONSE [3] c. a cane?

RESPONSE [4] d. a walker?

RESPONSE [5] e. a wheelchair?

RESPONSE [6] f. a scooter?

RESPONSE [7] g. a reacher or grabber to pick up things more easily?
 RESPONSE [8] h. special items to help with dressing, such as button hooks or clothes that are designed to get on and off easily?
 RESPONSE [9] i. adapted utensils to help {you/SP} to eat or cut {your/{his/her}} food?

IF NEEDED: Adapted utensils include things like easy-to-grip silverware, knives that rock, and plates with high sides.

CODES

1	YES
2	NO
	REFUSED
	DON'T KNOW

PROGRAMMER INSTRUCTIONS:

Array the responses and Variable text columns in the panel.
 Display 'variable text' in the a-i sequence until all rows have been displayed.

BOX EM5

VARIABLE NAME(S) AND LABEL(S):

NOT ON FILE

If EM3a-g=1 (YES) or any of EM4a-i = 1 (YES), go to EM5.
 Otherwise, go to Section CM-Community.

EM5

VARIABLE NAME(S) AND LABEL(S):

em12payaltgth	R12 EM5 PAY FOR THESE ALTOGETHER
----------------------	----------------------------------

DISPLAY INSTRUCTIONS:

If EM3a=1 (YES), display “ramp”
 If EM3b=1 (YES), display “elevator”
 If EM3c=1 (YES), display “stair lift or stair glide”
 If EM3d=1 (YES), display “grab bar in the shower or tub area”
 If EM3e=1 (YES), display “seat for the shower or tub”
 If EM3f=1 (YES), display “raised toilet or raised toilet seat”
 If EM3g=1 (YES), display “grab bars around the toilet”
 If EM4a=1 (YES), display “glasses or other vision aids”
 If EM4b=1 (YES), display “hearing aid”
 If EM4c=1 (YES), display “cane”
 If EM4d=1 (YES), display “walker”
 If EM4e=1 (YES), display “wheelchair”
 If EM4f=1 (YES), display “scooter”
 If EM4g=1 (YES), display “reacher or grabber”
 If EM4h=1 (YES), display “special items to help with dressing”
 If EM4i=1 (YES), display “adapted utensils”

Respondent Interview (ALL) :: EM

If more than one item displayed, display commas between each one and display "and" before the last display text.

If NEWSAMPLE flag = 1 (YES), display “in the last year”.

Otherwise, display “since the last interview in {LAST INT MONTH AND YEAR}”.

QUESTION TEXT:

Thinking about the {ramp} {elevator} {stair lift or stair glide} {grab bar in the shower or tub area} {seat for the shower or tub} {raised toilet or raised toilet seat} {grab bars around the toilet} {glasses or vision aids} {hearing aid} {cane} {walker} {wheelchair} {scooter} {reacher or grabber} {special items to help with dressing} {adapted utensils} that {you/SP} (and {your/{his/her}} family) paid for {in the last year/since the last interview in {LAST INT MONTH AND YEAR}}, about how much was that altogether? Was it more than \$500, less than \$500, or just about \$500?

CODES

1	MORE THAN \$500	
2	LESS THAN \$500	EM7
3	JUST ABOUT \$500	Section CM
	REFUSED	Section CM
	DON'T KNOW	Section CM

EM6

VARIABLE NAME(S) AND LABEL(S):

em12morls1000 R12 EM6 MORE LESS OR ABOUT \$1000

QUESTION TEXT:

Was it more than \$1,000, less than \$1,000, or just about \$1,000?

CODES

1	MORE THAN \$1,000	Section CM
2	LESS THAN \$1,000	Section CM
3	JUST ABOUT \$1,000	Section CM
	REFUSED	Section CM
	DON'T KNOW	Section CM

EM7

VARIABLE NAME(S) AND LABEL(S):

em12morls100 R12 EM7 MORE LESS OR ABOUT \$100

QUESTION TEXT:

Was it more than \$100, less than \$100, or just about \$100?

CODES

- 1 MORE THAN \$100
- 2 LESS THAN \$100
- 3 JUST ABOUT \$100
- REFUSED
- DON'T KNOW

PROGRAMMER INSTRUCTIONS:

Go to Section CM - Community.

Respondent Interview (ALL)

Section CM [COMMUNITY]

Sequence: 17

CM1PRE

VARIABLE NAME(S) AND LABEL(S):

NOT ON FILE

QUESTION TEXT:

Now I'm going to read some statements about the community where {you live/SP lives}.

PRESS 1 AND ENTER TO CONTINUE

CM1

VARIABLE NAME(S) AND LABEL(S):

cm12knowwell

R12 CM1 PEOPLE KNOW EACH OTHER WELL

DISPLAY INSTRUCTIONS:

Use "Same Question Stem" display

Display CM1, 2, and 4 on the same screen

QUESTION TEXT:

People in {this/SP's} community know each other very well. Do you agree a lot, a little, or do you not agree?

CODES

- | | |
|---|----------------|
| 1 | AGREE A LOT |
| 2 | AGREE A LITTLE |
| 3 | DO NOT AGREE |
| | REFUSED |
| | DON'T KNOW |

CM2

VARIABLE NAME(S) AND LABEL(S):

cm12willnghlp

R12 CM2 PEOPLE WILL HELP EACH OTHER

DISPLAY INSTRUCTIONS:

Respondent Interview (ALL) :: CM

Use "Same Question Stem" display

Display CM1, 2, and 4 on the same screen

QUESTION TEXT:

People in {this/SP's} community are willing to help each other. [Do you agree a lot, a little, or do you not agree?]

CODES

- | | |
|---|----------------|
| 1 | AGREE A LOT |
| 2 | AGREE A LITTLE |
| 3 | DO NOT AGREE |
| | REFUSED |
| | DON'T KNOW |

CM4

VARIABLE NAME(S) AND LABEL(S):

cm12peoptrstd R12 CM4 PEOPLE CAN BE TRUSTED

DISPLAY INSTRUCTIONS:

Use "Same Question Stem" display

Display CM1, 2, and 4 on the same screen

QUESTION TEXT:

People in {this/SP's} community can be trusted. [Do you agree a lot, a little, or do you not agree?]

CODES

- | | |
|---|----------------|
| 1 | AGREE A LOT |
| 2 | AGREE A LITTLE |
| 3 | DO NOT AGREE |
| | REFUSED |
| | DON'T KNOW |

PROGRAMMER INSTRUCTIONS:

GO TO SECTION TE - TECHNOLOGICAL ENVIRONMENT

Respondent Interview (ALL)

Section TE [TECHNOLOGICAL ENVIRONMENT]

Sequence: 18

TE1PRE

VARIABLE NAME(S) AND LABEL(S):

NOT ON FILE

QUESTION TEXT:

Now I have a few questions about the phones and computers {you/SP} may have in {your/his/her} {home/apartment/room/unit/suite/other}.

PRESS 1 AND ENTER TO CONTINUE

TE1

VARIABLE NAME(S) AND LABEL(S):

te12cellphone

R12 TE1 WORKING CELL PHONE

QUESTION TEXT:

{Do you/Does SP} have a working cell phone?

IF NEEDED: A cell phone is a phone that you can use anywhere you go.

CODES

- | | |
|---|------------|
| 1 | YES |
| 2 | NO |
| | REFUSED |
| | DON'T KNOW |

TE3

VARIABLE NAME(S) AND LABEL(S):

te12othrphone

R12 TE3 ONE PHONE OTHER THAN CELL

QUESTION TEXT:

Is there at least one working telephone in {your/SP's} {home/apartment/room/unit/suite/other} that is not a

Respondent Interview (ALL) :: TE

cell phone?

CODES

1	YES
2	NO
	REFUSED
	DON'T KNOW

TE6

VARIABLE NAME(S) AND LABEL(S):

te12computer R12 TE6 HAS A WORKING COMPUTER

QUESTION TEXT:

{Do you/Does SP} have a working computer in {your/his/her} {home/apartment/room/unit/suite/other}?

IF NEEDED: Please include desktops and laptop computers only, not cell phones that go on the Internet or online or tablet computers like the iPad that work by touching the screen.

CODES

1	YES	TE8A
2	NO	
7	YES, DOESN'T KNOW HOW TO USE A COMPUTER	TE8A
	REFUSED	
	DON'T KNOW	

TE8

VARIABLE NAME(S) AND LABEL(S):

te12compoth R12 TE8 USED COMPUTER ANYWHRE ELS

DISPLAY INSTRUCTIONS:

If STRUCTURE flag = 2 (multi-unit), display "in {your/his/her} building,".

QUESTION TEXT:

In the last month, {have you/has SP} used a computer anywhere else?

IF NEEDED: Other places include {in {your/his/her} building,} at a library, or at a friend or family member's home.

CODES

- | | |
|---|------------|
| 1 | YES |
| 2 | NO |
| | REFUSED |
| | DON'T KNOW |

TE8A

VARIABLE NAME(S) AND LABEL(S):

te12tablet	R12 TE8A SP HAS A TABLET COMPUTER
------------	-----------------------------------

QUESTION TEXT:

{Do you/Does SP} have a tablet computer like the iPad that works by touching the screen?

IF NEEDED: By tablet computer we mean devices like the iPad, Amazon Fire, Galaxy, or Surface tablet that let you go online and that work by touching the screen. Do not include eBook readers like the Nook or Kindle.

CODES

- | | |
|---|------------------------------|
| 1 | YES |
| 2 | NO |
| 7 | YES, DOESN'T KNOW HOW TO USE |
| | REFUSED |
| | DON'T KNOW |

BOX TE9

VARIABLE NAME(S) AND LABEL(S):

NOT ON FILE

If TE1 = 2 (NO CELL PHONE) and TE6 = 2 (NO COMPUTER) and TE8 = 2 (NO COMPUTER USE ELSEWHERE) and [TE8A=2 (NO TABLET COMPUTER) or TE8A=7 (YES, DOESN'T KNOW HOW TO USE)], go to Section MD – Mobility Devices.

If TE1 = 2 (NO CELL PHONE) and TE6 = 7 (DOESN'T KNOW HOW TO USE COMPUTER) and [TE8A=2 (NO TABLET COMPUTER) or TE8A=7 (YES, DOESN'T KNOW HOW TO USE)], go to Section MD – Mobility Devices.

Otherwise, go to TE9.

TE9

VARIABLE NAME(S) AND LABEL(S):

te12emailtext R12 TE9 EMAIL OR TEXTING

QUESTION TEXT:

In the last month, {have you/has SP} ever sent messages by email or texting?

IF NEEDED: Texting is like email but usually done on a phone.

CODES

1	YES	
2	NO	TE11
	REFUSED	TE11
	DON'T KNOW	TE11

TE10

VARIABLE NAME(S) AND LABEL(S):

te12oftnemail R12 TE10 EMAIL OR TEXTING OFTEN

QUESTION TEXT:

In the last month, how often did {you/SP} send messages by email or texting? Would you say most days, some days or rarely?

CODES

1	MOST DAYS
2	SOME DAYS
3	RARELY
	REFUSED
	DON'T KNOW

TE11

VARIABLE NAME(S) AND LABEL(S):

te12online R12 TE11 ONLINE COMPUTER USE

DISPLAY INSTRUCTIONS:

If TE9 = 1 (YES), display “Besides email or texting,” and “other”.

QUESTION TEXT:

Respondent Interview (ALL) :: TE

In the last month, {besides email or texting, }{have you/has SP} ever gone on the Internet or online for any {other} reason?

CODES

1	YES	
2	NO	SECTION MD
	REFUSED	SECTION MD
	DON'T KNOW	SECTION MD

TE12

VARIABLE NAME(S) AND LABEL(S):

te12shoponli1	R12 TE12A INTERNET SHOP GROCERY
te12shoponli2	R12 TE12B INTERNET BANKING
te12shoponli3	R12 TE12C INTERNET ORDR REFL RX
te12socialnet	R12 TE12D SOCIAL NETWORK SITES
te12shoponli5	R12 TE12E INTERNET VISIT FAM FRIENDS VIDEO CALLS

DISPLAY INSTRUCTIONS:

Use "Same Question Stem" display

If at TE12a, do not display question text in brackets.
Otherwise, display question text in brackets.

QUESTION TEXT:

{[]}In the last month, {have you/has SP} gone on the Internet or online to{[]}

{variable text [a-d]}

RESPONSE [1] a. shop for groceries or personal items?

IF NEEDED: By personal items, we mean things like toiletries that you can buy at the grocery or drug store.

RESPONSE [2] b. pay bills or do banking?

RESPONSE [3] c. order or refill prescriptions?

RESPONSE [4] d. visit social network sites?

IF NEEDED: These include sites where you can keep in touch with friends, like Facebook or LinkedIn.

RESPONSE [5] e. visit with family or friends on video calls?

IF NEEDED: This includes Zoom, FaceTime, and other online video calls.

CODES

1	YES
2	NO
	REFUSED
	DON'T KNOW

PROGRAMMER INSTRUCTIONS:

Array the responses and variable text columns in the panel.
 Display 'variable text' in the a-d sequence until all rows have been displayed.

TE13**VARIABLE NAME(S) AND LABEL(S):**

te12intrntmd1	R12 TE13B INTERNET CONTACT MEDICAL PROVDR (PREVIOUSLY TE13A)
te12intrntmd2	R12 TE13C INTERNET INSURANCE INFO (PREVIOUSLY TE13B)
te12intrntmd3	R12 TE13D INTERNET HEALTH CONDS (PREVIOUSLY TE13C)
te12intrntmd4	R12 TE13A INTERNET TELEHEALTH VISIT MED PROVDR

DISPLAY INSTRUCTIONS:

Use "Same Question Stem" display
 Display "year" in underlined text.

If at TE13a, do not display question text in brackets. Otherwise, display question text in brackets.

QUESTION TEXT:

{{}} In the last year, {have you/has SP} gone on the Internet or online to {{}}

{variable text [a-d]}

RESPONSE [1] a. have a visit with any of {your/his/her} medical providers? This is sometimes called a telehealth visit.

RESPONSE [2] b. contact any of {your/his/her} medical providers?
 IF NEEDED: This includes making or changing medical appointments, getting test results, requesting referrals or prescriptions, or to get advice.

RESPONSE [3] c. handle Medicare or other health insurance matters?
 IF NEEDED: This includes going to Medicare's website or another insurer's website to find out what is covered, compare plans or providers, find out about bills, or file a claim.

RESPONSE [4] d. get information about {your/his/her} health conditions?

CODES

1	YES
2	NO
	REFUSED
	DON'T KNOW

PROGRAMMER INSTRUCTIONS:

Array the responses and variable text columns in the panel.
 Display "variable text" in the a-c sequence until all rows have been displayed.

GO TO SECTION MD - Mobility Devices.

Respondent Interview (ALL)

Section MD [MOBILITY DEVICES]

Sequence: 19

BOX MD1PRE

VARIABLE NAME(S) AND LABEL(S):

NOT ON FILE

If DECEASED flag = 1 (YES) and NOTALERT flag=1 (YES), go to Section CP - Proxy Cognition.

Otherwise, go to MD1PRE.

MD1PRE

VARIABLE NAME(S) AND LABEL(S):

NOT ON FILE

DISPLAY INSTRUCTIONS:

If DECEASED flag = 1 (YES), display "SP may have used".
Otherwise, display "you use/SP uses".

QUESTION TEXT:

The next questions are about items that {you use/SP uses} {SP may have used} to help {you/him/her} get around more easily, safely, or on {your/his/her} own.

PRESS 1 AND ENTER TO CONTINUE

MD1

HELP AVAILABLE

VARIABLE NAME(S) AND LABEL(S):

md12canewlker

R12 MD1 USED CANE WALKER WHLCHAIR

DISPLAY INSTRUCTIONS:

If DECEASED flag = 1 (YES), display "of {his/her} life, did {SP} use".
Otherwise, display ",have you/has {SP} used".

QUESTION TEXT:

In the last month {of {his/her} life, did {SP} use/, {have you/has {SP} used} a cane, walker, wheelchair, or scooter, yes or no?

CODES

1	YES
2	NO
	REFUSED
	DON'T KNOW

BOX MD2

VARIABLE NAME(S) AND LABEL(S):

NOT ON FILE

If DECEASED flag = 1 (YES), and MD1 = 2 (NO), DK, or RF, go to Section CP - Cognition (Proxy).
Else if MD1 = 2 (NO), DK, or RF, go to Section SS - Sensory Impairments and Symptoms.
Otherwise, go to MD2.

MD2

VARIABLE NAME(S) AND LABEL(S):

md12cane	R12 MD2 USED A CANE
----------	---------------------

DISPLAY INSTRUCTIONS:

If DECEASED flag = 1 (YES), display "of {his/her} life".

QUESTION TEXT:

In the last month {of {his/her} life}, which did {you/SP} use?
a cane?

CODES

1	YES
2	NO
	REFUSED
	DON'T KNOW

PROGRAMMER INSTRUCTIONS:

If 1 is selected, set CANE flag = 1 (yes).

MD3

VARIABLE NAME(S) AND LABEL(S):**md12walker**

R12 MD3 USED A WALKER

DISPLAY INSTRUCTIONS:

If DECEASED flag = 1 (YES), display "of {his/her} life".

QUESTION TEXT:

[In the last month {of {his/her} life}, did {you/SP} use]

a walker?

IF NEEDED: This includes standard walkers without wheels, rolling and wheeled walkers, and rollators.

CODES

- | | |
|---|------------|
| 1 | YES |
| 2 | NO |
| | REFUSED |
| | DON'T KNOW |

PROGRAMMER INSTRUCTIONS:

If 1 is selected, set WALKER flag = 1 (yes).

MD4**VARIABLE NAME(S) AND LABEL(S):****md12wheelchar**

R12 MD4 USED A WHEELCHAIR

DISPLAY INSTRUCTIONS:

Display image of wheelchair.

If DECEASED flag = 1 (YES), display "of {his/her} life".

QUESTION TEXT:

SHOW CARD MD1

[In the last month {of {his/her} life}, did {you/SP} use]

a wheelchair?

IF NEEDED: This includes manual, power, electric, or motorized wheelchairs.

CODES

- | | |
|---|------------|
| 1 | YES |
| 2 | NO |
| | REFUSED |
| | DON'T KNOW |

PROGRAMMER INSTRUCTIONS:

If 1 is selected, set WHEELCHAIR flag = 1 (yes).

BOX MD4A

VARIABLE NAME(S) AND LABEL(S):

NOT ON FILE

If DECEASED flag = 1 (YES), go to MD5.
Else if MD4 = 1 (YES), go to MD4a.
Otherwise, go to MD5.

MD4a

VARIABLE NAME(S) AND LABEL(S):

md12wheelcrspc R12 MD4A WHEELCHAIR IN LIVNG SPACE

DISPLAY INSTRUCTIONS:

Display image of wheelchair.

QUESTION TEXT:

{Do you/does SP} have that wheelchair with {you/him/her} where {you live/SP lives}?

IF NEEDED: This includes manual, power, electric, or motorized wheelchairs.

CODES

1	YES
2	NO
	REFUSED
	DON'T KNOW

PROGRAMMER INSTRUCTIONS:

If 1 is selected, set WHEELCHAIR HOME flag = 1(yes).

MD5

VARIABLE NAME(S) AND LABEL(S):

md12scooter R12 MD5 USE A SCOOTER

DISPLAY INSTRUCTIONS:

Display image of scooter.

If DECEASED flag = 1 (YES), display "of {his/her} life".

QUESTION TEXT:

SHOW CARD MD2

[In the last month {of {his/her} life}, did {you/SP} use]
a scooter?

IF NEEDED: This includes electric or power scooters that are used for travel.

CODES

1	YES
2	NO
	REFUSED
	DON'T KNOW

PROGRAMMER INSTRUCTIONS:

If 1 is selected, set SCOOTER flag = 1 (yes)

If MD1 = 1 (used device in last month) and MD2 = 2 (didn't use cane) and MD3 = 2 (didn't use walker) and MD4 = 2 (didn't use wheelchair) and MD5 = 2 (didn't use scooter), display error message #7.

BOX MD5a

VARIABLE NAME(S) AND LABEL(S):

NOT ON FILE

If DECEASED flag = 1 (YES), go to Section CP - Cognition (Proxy).
Else if MD5 = 1, go to MD5a.
Otherwise, go to Section SS - Sensory Impairments and Symptoms.

MD5a

VARIABLE NAME(S) AND LABEL(S):

md12scterinsp	R12 MD5A SCOOTER IN LIVING SPACE
---------------	----------------------------------

DISPLAY INSTRUCTIONS:

Display image of scooter.

QUESTION TEXT:

{Do you/Does SP} have that (power) scooter with {you/him/her} where {you live/he lives/she lives}?

CODES

1	YES	Section SS
2	NO	Section SS
	REFUSED	Section SS
	DON'T KNOW	Section SS

PROGRAMMER INSTRUCTIONS:

If 1 is selected set SCOOTERHOME flag = 1 (yes)

Flag Variables Set in the MD Section

VARIABLE NAME(S) AND LABEL(S):

fl12cane	R12 F MD SP USES CANE
fl12walker	R12 F MD SP USES WALKER
fl12wheelchr	R12 F MD SP USES WHEELCHAIR
fl12whlchrhom	R12 F MD SP HAS WHEELCHR AT HOME
fl12scooter	R12 F MD SP USES SCOOTER
fl12scooterhm	R12 F MD SP HAS SCOOTER AT HOME

Respondent Interview (ALL)

Section SS [SENSORY IMPAIRMENTS AND SYMPTOMS]

Sequence: 20

SS3PRE

VARIABLE NAME(S) AND LABEL(S):

NOT ON FILE

QUESTION TEXT:

Now let's talk about how well {you hear/SP hears}.

PRESS 1 AND ENTER TO CONTINUE

SS3

VARIABLE NAME(S) AND LABEL(S):

ss12heringaid

R12 SS3 HEARING AID USED

DISPLAY INSTRUCTIONS:

DISPLAY QUESTION TEXT "In the last month" AS BOLD UNDERLINED TEXT

QUESTION TEXT:

In the last month, {have you/has {he/she}} used a hearing aid or other hearing device?

CODES

1 YES

2 NO

7 DEAF

SS7PRE

REFUSED

DON'T KNOW

PROGRAMMER INSTRUCTIONS:

If SS3 = 7 (DEAF), set DEAF flag = 1 (YES).

SS4a

VARIABLE NAME(S) AND LABEL(S):

ss12hearphone

R12 SS4A SP CAN USE TELEPHONE

DISPLAY INSTRUCTIONS:

Use "Same Question Stem" display.

IF SS3=1 (YES, HEARING AID) DISPLAY "When {you use/SP uses} a hearing aid, {do you/does {he/she}}..."

ELSE DISPLAY "{Do you/Does SP}..."

QUESTION TEXT:

{When {you use/SP uses} a hearing aid, {do you/does {he/she}}/{Do you/Does SP}} hear well enough to use the telephone?

CODES

- | | |
|---|------------|
| 1 | YES |
| 2 | NO |
| | REFUSED |
| | DON'T KNOW |

SS4b

VARIABLE NAME(S) AND LABEL(S):

ss12convwradi R12 SS4B CONVERSATION WITH TV RADIO

DISPLAY INSTRUCTIONS:

Use "Same Question Stem" display.

IF SS3=1 (YES, HEARING AID) DISPLAY "When {you use/SP uses} a hearing aid, {do you/does {he/she}}..."

ELSE DISPLAY "{Do you/Does SP}..."

QUESTION TEXT:

{When {you use/SP uses} a hearing aid, {do you/does {he/she}}/{Do you/Does SP}} hear well enough to carry on a conversation in a room with a radio or TV playing?

CODES

- | | | |
|---|------------|--------|
| 1 | YES | SS7PRE |
| 2 | NO | |
| | REFUSED | |
| | DON'T KNOW | |

SS4c

VARIABLE NAME(S) AND LABEL(S):

ss12convquiet R12 SS4C CONVERSATION IN QUIET ROOM

DISPLAY INSTRUCTIONS:

Use "Same Question Stem" display.

IF SS3=1 (YES, HEARING AID) DISPLAY "When {you use/SP uses} a hearing aid, {do you/does {he/she}}..."

Respondent Interview (ALL) :: SS

ELSE DISPLAY "{Do you/Does SP}..."

QUESTION TEXT:

{When {you use/SP uses} a hearing aid, {do you/does {he/she}}/{Do you/Does SP}} hear well enough to carry on a conversation in a quiet room?

CODES

1	YES
2	NO
	REFUSED
	DON'T KNOW

SS7PRE

VARIABLE NAME(S) AND LABEL(S):

NOT ON FILE

QUESTION TEXT:

Now I have a few questions about how well {you/SP} can see.

PRESS 1 AND ENTER TO CONTINUE

SS7

VARIABLE NAME(S) AND LABEL(S):

ss12glasseswr R12 SS7 WEARS GLASSES CONTACTS

DISPLAY INSTRUCTIONS:

DISPLAY QUESTION TEXT "at a distance" IN BOLD UNDERLINED TEXT

QUESTION TEXT:

{Do you/Does SP} wear glasses or contacts to help {you/him/her} see things at a distance?

CODES

1	YES	
2	NO	
7	BLIND	SS13PRE
	REFUSED	
	DON'T KNOW	

PROGRAMMER INSTRUCTIONS:

If SS7 = 7 (BLIND), set BLIND flag = 1 (YES).

SS8a**VARIABLE NAME(S) AND LABEL(S):**

ss12seewellst R12 SS8A SEES ACROSS THE STREET

DISPLAY INSTRUCTIONS:

Use "Same Question Stem" display.

IF SS7=1 (GLASSES/CONTACTS FOR DISTANCE) THEN DISPLAY "When {you use/SP uses} glasses or contacts, {do you/does {he/she}}..."

ELSE DISPLAY "{Do you/Does SP}..."

QUESTION TEXT:

{When {you use/SP uses} glasses or contacts, {do you/does {he/she}}/{Do you/Does SP}} see well enough to recognize someone across the street?

CODES

1	YES	SS10
2	NO	
	REFUSED	
	DON'T KNOW	

SS8b**VARIABLE NAME(S) AND LABEL(S):**

ss12seestvgls R12 SS8B TV ACROSS ROOM W GLASSES

DISPLAY INSTRUCTIONS:

Use "Same Question Stem" display.

IF SS7=1 (GLASSES OR CONTACTS FOR DISTANCE), DISPLAY "When {you use/SP uses} glasses or contacts, {do you/does {he/she}}..."

ELSE DISPLAY "{Do you/Does SP}..."

QUESTION TEXT:

{When {you use/SP uses} glasses or contacts, {do you/does {he/she}}/{Do you/Does SP}} see well enough to watch television across the room?

CODES

1	YES
2	NO
	REFUSED
	DON'T KNOW

SS10

VARIABLE NAME(S) AND LABEL(S):

ss12glasscls R12 SS10 WEAR GLS CONTCS SEE CLOS

DISPLAY INSTRUCTIONS:

DISPLAY QUESTION TEXT "close up" AS BOLD UNDERLINED TEXT

QUESTION TEXT:

{Do you/Does SP} wear glasses or contacts to help {you/him/her} see things close up?

CODES

1	YES
2	NO
	REFUSED
	DON'T KNOW

SS11

VARIABLE NAME(S) AND LABEL(S):

ss12othvisaid R12 SS11 USED OTHER VISION AIDS

QUESTION TEXT:

In the last month, did {you/SP} use other vision aids such as a magnifying glass to help {you/him/her} see things close up?

IF NEEDED: Vision aids include things like a magnifying glass, large-print books, and other tools to help people with vision impairments.

CODES

1	YES
2	NO
	REFUSED
	DON'T KNOW

SS12

VARIABLE NAME(S) AND LABEL(S):

ss12glrednewp R12 SS12 CAN READ NEWSPAPER PRINT

DISPLAY INSTRUCTIONS:

IF SS10 =1 (GLASSES OR CONTACTS FOR CLOSE UP)) AND SS11=1 (VISION AID) DISPLAY "When {you use/SP uses} glasses or contacts and vision aids", and "do you/does {he/she}"

ELSE IF SS10=1 (GLASSES OR CONTACTS FOR CLOSE UP) AND SS11 <> 1 DISPLAY "When {you use/SP uses} glasses or contacts", and "do you/does {he/she}"

ELSE IF SS11=1 (VISION AID) DISPLAY "When {you use/SP uses} vision aids", and "do you/does {he/she}"

ELSE DISPLAY "{Do you/Does SP}"

QUESTION TEXT:

{When {you use/SP uses} glasses or contacts/When {you use/SP uses} vision aids/When {you use/SP uses} glasses or contacts and vision aids}, {{do you/does {he/she}} /{Do you/Does SP}} see well enough to read newspaper print?

CODES

- | | |
|---|------------|
| 1 | YES |
| 2 | NO |
| | REFUSED |
| | DON'T KNOW |

SS13PRE**VARIABLE NAME(S) AND LABEL(S):**

NOT ON FILE

QUESTION TEXT:

Now I have some questions about health related problems that {you/SP} may have had in the last month.

PRESS 1 AND ENTER TO CONTINUE

SS13**VARIABLE NAME(S) AND LABEL(S):**

ss12probchswl R12 SS13 PROBLEMS CHEW OR SWALLOW

DISPLAY INSTRUCTIONS:

DISPLAY QUESTION TEXT "in the last month" AS BOLD UNDERLINED TEXT

QUESTION TEXT:

In the last month, did {you/SP} have problems with chewing or swallowing that caused difficulty when {you/he/she} ate?

CODES

- 1 YES
- 2 NO
REFUSED
DON'T KNOW

SS14

VARIABLE NAME(S) AND LABEL(S):

ss12probspeak R12 SS14 PROBLEMS SPEAKING

DISPLAY INSTRUCTIONS:

DISPLAY QUESTION TEXT "in the last month" AS BOLD UNDERLINED TEXT

QUESTION TEXT:

In the last month because of {your/SP's} health, did {you/he/she} have any problems in speaking or in making {yourself/herself/himself} understood when {you talk/he talks/she talks)?

CODES

- 1 YES
- 2 NO
REFUSED
DON'T KNOW

SS15

VARIABLE NAME(S) AND LABEL(S):

ss12painbothr R12 SS15 BOTHERED BY PAIN

DISPLAY INSTRUCTIONS:

DISPLAY QUESTION TEXT "in the last month" AS BOLD UNDERLINED TEXT

QUESTION TEXT:

In the last month, {have you/has {he/she}} been bothered by pain?

CODES

- 1 YES
- 2 NO SS18a
REFUSED SS19
DON'T KNOW SS19

SS17

VARIABLE NAME(S) AND LABEL(S):

ss12painlimts R12 SS17 PAIN EVER LIMTS ACTIVIT

DISPLAY INSTRUCTIONS:

DISPLAY QUESTION TEXT "In the last month" AS BOLD UNDERLINED TEXT

QUESTION TEXT:

In the last month, has pain ever limited {your/SP's} activities?

CODES

1	YES
2	NO
	REFUSED
	DON'T KNOW

SS18A

VARIABLE NAME(S) AND LABEL(S):

ss12painmedof R12 SS18A LST MNTH OFTEN PAIN MED

QUESTION TEXT:

SHOW CARD SS1

In the last month, how often did {you/SP} take medication for pain? Would you say every day, most days, some days, rarely or never?

IF NEEDED: Include medications {you/{he/she}} took to treat or prevent pain.

CODES

1	EVERY DAY (7 DAYS A WEEK)
2	MOST DAYS (5-6 DAYS A WEEK)
3	SOME DAYS (2-4 DAYS A WEEK)
4	RARELY (ONCE A WEEK OR LESS)
5	NEVER
	REFUSED
	DON'T KNOW

BOX SS18B

VARIABLE NAME(S) AND LABEL(S):

NOT ON FILE

If SS15=1 (PAIN) or SS18A=1 (PAIN MEDS EVERY DAY), 2 (PAIN MEDS MOST DAYS), 3 (PAIN MEDS SOME DAYS), or 4 (PAIN MEDS RARELY), go to SS18B
Otherwise, go to SS19

SS18B

VARIABLE NAME(S) AND LABEL(S):

ss12painwhe1	R12 SS18B BACK PAIN IN LAST MNTH
ss12painwhe2	R12 SS18B HIP PAIN IN LAST MONTH
ss12painwhe3	R12 SS18B KNEE PAIN IN LAST MNTH
ss12painwhe4	R12 SS18B FOOT PAIN IN LAST MNTH
ss12painwhe5	R12 SS18B HAND PAIN IN LAST MNTH
ss12painwhe6	R12 SS18B WRIST PAIN IN LAST MNTH
ss12painwhe7	R12 SS18B SHOULDR PAIN LST MNTH
ss12painwhe8	R12 SS18B HEAD PAIN IN LAST MNTH
ss12painwhe9	R12 SS18B NECK PAIN IN LAST MNTH
ss12painwhe10	R12 SS18B ARM PAIN IN LAST MNTH
ss12painwhe11	R12 SS18B LEG PAIN IN LAST MNTH
ss12painwhe12	R12 SS18B STOMACH PAIN LAST MNTH
ss12painwhe13	R12 SS18B OTHR SPCFY PAIN LST MO

DISPLAY INSTRUCTIONS:

If CAPI PHONE = 3 (FIP) display “look at this card and”

QUESTION TEXT:

SHOW CARD SS2

Please {look at this card and} tell me where {you have/SP has} had pain in the last month.

IF NEEDED: Would you say {your/{his/her}} back, hips, knees, feet, hands, wrists, shoulders, head, neck, arms, legs, or stomach?

IF NEEDED: Include places for which {you/{he/she}} took medications to treat or prevent pain.

SELECT ALL THAT APPLY

CODES	Code All That Apply	
1	BACK	SS19
2	HIPS	SS19
3	KNEES	SS19
4	FEET	SS19
5	HANDS	SS19
6	WRISTS	SS19
7	SHOULDERS	SS19
8	HEAD	SS19
9	NECK	SS19
10	ARMS	SS19
11	LEGS	SS19
12	STOMACH	SS19
91	OTHER PLACES (SPECIFY)	
	REFUSED	SS19
	DON'T KNOW	SS19

SS18C

VARIABLE NAME(S) AND LABEL(S):

NOT ON FILE

QUESTION TEXT:

SPECIFY OTHER PLACES SP HAD PAIN

ENTER TEXT

Length

50

SS19

VARIABLE NAME(S) AND LABEL(S):

ss12probbreat

R12 SS19 BREATHING PROBLEMS

QUESTION TEXT:

In the last month, did {you/SP} have any breathing problems, including shortness of breath or difficulty breathing?

CODES

1	YES	
2	NO	SS21
	REFUSED	SS21
	DON'T KNOW	SS21

SS20**VARIABLE NAME(S) AND LABEL(S):**

ss12prbbrlimt	R12 SS20 BREATH PROBLS LIMIT ACTIV
---------------	------------------------------------

QUESTION TEXT:

In the last month, did {your/SP's} breathing problems ever limit {your/his/her} activities?

CODES

1	YES
2	NO
	REFUSED
	DON'T KNOW

SS21**VARIABLE NAME(S) AND LABEL(S):**

ss12strnglmup	R12 SS21 UPPER BOD STRENGTH LIMIT
---------------	-----------------------------------

QUESTION TEXT:

In the last month, did {you/SP} have limited strength or movement in {your/his/her} shoulders, arms, or hands?

CODES

1	YES	
2	NO	SS23
	REFUSED	SS23
	DON'T KNOW	SS23

SS22**VARIABLE NAME(S) AND LABEL(S):**

Respondent Interview (ALL) :: SS

QUESTION TEXT:

In the last month, did this problem with {your/SP's} shoulders, arms, or hands ever limit {your/his/her} activities?

CODES

1	YES
2	NO
	REFUSED
	DON'T KNOW

SS23**VARIABLE NAME(S) AND LABEL(S):**

ss12lwrbodstr	R12 SS23 LOWER BODY STRNGTH LIMIT
---------------	-----------------------------------

QUESTION TEXT:

In the last month, did {you/SP} have limited strength or movement in {your/his/her} hips, legs, knees, or feet?

CODES

1	YES	
2	NO	SS25
	REFUSED	SS25
	DON'T KNOW	SS25

SS24**VARIABLE NAME(S) AND LABEL(S):**

ss12lwrbodimp	R12 SS24 LWER BOD STRNGTH IMT ACT
---------------	-----------------------------------

QUESTION TEXT:

In the last month, did this problem with {your/SP's} hips, legs, knees, or feet ever limit {your/his/her} activities?

CODES

1	YES
2	NO
	REFUSED

SS25**VARIABLE NAME(S) AND LABEL(S):**

ss12lowenergy R12 SS25 LOW ENERGY IN LAST MONTH

QUESTION TEXT:

In the last month, did {you/SP} have low energy or {were you/was SP} easily exhausted?

CODES

1	YES	
2	NO	SS27
	REFUSED	SS27
	DON'T KNOW	SS27

SS26**VARIABLE NAME(S) AND LABEL(S):**

ss12loenlmtat R12 SS26 LOW ENERGY EVER LIM ACT

QUESTION TEXT:

In the last month, did {your/SP's} low energy or exhaustion ever limit {your/his/her} activities?

CODES

1	YES
2	NO
	REFUSED
	DON'T KNOW

SS27**VARIABLE NAME(S) AND LABEL(S):**

ss12prbbalcrd R12 SS27 BALANCE OR COORD PROBS

QUESTION TEXT:

In the last month, did {you/SP} have problems with balance or coordination?

CODES

1	YES	
2	NO	SECTION PC
	REFUSED	SECTION PC
	DON'T KNOW	SECTION PC

SS28

VARIABLE NAME(S) AND LABEL(S):

ss12prbbalcnt	R12 SS28 BAL COORD PROB LIMIT ACT
---------------	-----------------------------------

QUESTION TEXT:

In the last month, did {your/SP's} balance or coordination problems ever limit {your/SP's} activities?

CODES

1	YES
2	NO
	REFUSED
	DON'T KNOW

PROGRAMMER INSTRUCTIONS:

Go to Section PC - Physical Capacity

Flag Variables Set in the SS Section

VARIABLE NAME(S) AND LABEL(S):

fl12deaf	R12 F SS DEAF CURRENT ROUND
fl12blind	R12 F SS BLIND CURRENT ROUND

Respondent Interview (ALL)

Section PC [PHYSICAL CAPACITY]

Sequence: 21

PC1PRE

VARIABLE NAME(S) AND LABEL(S):

NOT ON FILE

DISPLAY INSTRUCTIONS:

IF CANE FLAG=1 (YES) OR WALKER FLAG=1 (YES) DISPLAY "and without {your/his/her}...". DISPLAY TEXT "without" AS BOLD UNDERLINED TEXT.

IF CANE FLAG=1 (YES) AND WALKER FLAG <> 1 (YES), DISPLAY "cane"
ELSE IF CANE FLAG=1 (YES) AND WALKER FLAG=1 (YES), DISPLAY "cane or walker"
ELSE IF CANE FLAG <> 1 (YES) AND WALKER FLAG=1 (YES), DISPLAY "walker"

QUESTION TEXT:

We are interested in whether {you have /SP has} difficulty with physical movements when {you do/he does/she does} them without help from another person {and without {your/his/her} {cane/walker/cane or walker}}.

PRESS 1 AND ENTER TO CONTINUE

PC1

VARIABLE NAME(S) AND LABEL(S):

pc12walk6blks R12 PC1 ABLE TO WALK 6 BLOCKS

DISPLAY INSTRUCTIONS:

IF CANE FLAG=1 (YES) OR WALKER FLAG=1 (YES) DISPLAY "and without {your/his/her}...".

DISPLAY TEXT "able" and "6 blocks" and "without" AS BOLD UNDERLINED TEXT
DISPLAY TEXT "physically able" AS UNDERLINED TEXT.

IF CANE FLAG=1 (YES) AND WALKER FLAG <> 1 (YES), DISPLAY "cane"
ELSE IF CANE FLAG=1 (YES) AND WALKER FLAG=1 (YES), DISPLAY "cane or walker"
ELSE IF CANE FLAG <> 1 (YES) AND WALKER FLAG=1 (YES), DISPLAY "walker"

QUESTION TEXT:

In the last month, {were you/was SP} able to... walk 6 blocks, or about half a mile, by {yourself/himself/herself} {and without {your/his/her} {cane/walker/cane or walker}}?

IF SP VOLUNTEERS UNABLE DUE TO COVID-19, PROBE IF NEEDED: Just to clarify, {were you/was SP} physically able to do that?

CODES

1 YES

PC3

Respondent Interview (ALL) :: PC

2 NO
REFUSED
DON'T KNOW

PC2

VARIABLE NAME(S) AND LABEL(S):

pc12walk3blks R12 PC2 ABLE TO WALK 3 BLOCKS

DISPLAY INSTRUCTIONS:

IF CANE FLAG=1 (YES) OR WALKER FLAG=1 (YES) DISPLAY "and without {your/his/her}..."

DISPLAY TEXT "able" and "3 blocks" and "without" AS BOLD UNDERLINED TEXT.

DISPLAY TEXT "physically able" AS UNDERLINED TEXT.

IF CANE FLAG=1 (YES) AND WALKER FLAG <> 1 (YES), DISPLAY "cane"

ELSE IF CANE FLAG=1 (YES) AND WALKER FLAG=1 (YES), DISPLAY "cane or walker"

ELSE IF CANE FLAG <> 1 (YES) AND WALKER FLAG=1 (YES), DISPLAY "walker"

QUESTION TEXT:

[In the last month, {were you/was SP} able to...] walk 3 blocks by {yourself/himself/herself} {and without {your/his/her} {cane/walker/cane or walker}}?

IF SP VOLUNTEERS UNABLE DUE TO COVID-19, PROBE IF NEEDED: Just to clarify, {were you/was SP} physically able to do that?

CODES

1 YES
2 NO
REFUSED
DON'T KNOW

PC3

VARIABLE NAME(S) AND LABEL(S):

pc12up20stair R12 PC3 ABLE TO WALK UP 20 STAIRS

DISPLAY INSTRUCTIONS:

IF CANE FLAG=1 (YES), DISPLAY "and without {your/his/her} cane".

DISPLAY TEXT "able" and "20 stairs" and "without" AS BOLD UNDERLINED TEXT

QUESTION TEXT:

[In the last month, {were you/was SP} able to...] walk up 20 stairs (about two flights) by {yourself/himself/herself} {and without {your/his/her} cane}?

CODES

1	YES	PC5
2	NO	
	REFUSED	
	DON'T KNOW	

PC4

VARIABLE NAME(S) AND LABEL(S):

pc12up10stair R12 PC4 ABLE TO WALK UP 10 STAIRS

DISPLAY INSTRUCTIONS:

DISPLAY QUESTION TEXT "able" and "10 stairs" AND "without" AS BOLD UNDERLINED TEXT

IF CANE FLAG=1 (YES), DISPLAY "and without {your/his/her} cane"

QUESTION TEXT:

[In the last month, {were you/was SP} able to...] walk up 10 stairs by {yourself/himself/herself} {and without {your/his/her} cane}?

CODES

1	YES
2	NO
	REFUSED
	DON'T KNOW

PC5

VARIABLE NAME(S) AND LABEL(S):

pc12car20pnds R12 PC5 ABLE TO CARRY 20 POUNDS

DISPLAY INSTRUCTIONS:

IF CANE FLAG=1 (YES) OR WALKER FLAG=1 (YES), DISPLAY "and without {your/his/her}...". DISPLAY TEXT "without" AS BOLD UNDERLINED TEXT.

IF CANE FLAG=1 (YES) AND WALKER FLAG <> 1 (YES), DISPLAY "cane" ELSE IF CANE FLAG=1 (YES) AND WALKER FLAG=1 (YES), DISPLAY "cane or walker"
ELSE IF CANE FLAG <> 1 (YES) AND WALKER FLAG=1 (YES), DISPLAY "walker"

DISPLAY TEXT "able" and "20 pounds" AS BOLD UNDERLINED TEXT
DISPLAY TEXT "physically able" AS UNDERLINED TEXT.

QUESTION TEXT:

[In the last month, {were you/was SP} able to...] lift and carry 20 pounds, or two full bags of groceries, by {yourself/himself/herself} {and without {your/his/her} {cane/walker/cane or walker}}?

IF SP VOLUNTEERS UNABLE DUE TO COVID-19, PROBE IF NEEDED: Just to clarify, {were you/was SP} physically able to do that?

CODES

1	YES	PC7
2	NO	
	REFUSED	
	DON'T KNOW	

PC6

VARIABLE NAME(S) AND LABEL(S):

pc12car10pnds R12 PC6 ABLE TO CARRY 10 POUNDS

DISPLAY INSTRUCTIONS:

IF CANE FLAG=1 (YES) OR WALKER FLAG=1 (YES), DISPLAY "and without {your/his/her}...". DISPLAY TEXT "without" AS BOLD UNDERLINED TEXT.

DISPLAY TEXT "able" and "10 pound" AS BOLD UNDERLINED TEXT.

IF CANE FLAG=1 (YES) AND WALKER FLAG <> 1 (YES), DISPLAY "cane"
ELSE IF CANE FLAG=1 (YES) AND WALKER FLAG=1 (YES), DISPLAY "cane or walker"
ELSE IF CANE FLAG <> 1 (YES) AND WALKER FLAG=1 (YES), DISPLAY "walker"

QUESTION TEXT:

[In the last month, {were you/was SP} able to...] lift and carry a 10-pound object by {yourself/himself/herself} {and without {your/his/her} {cane/walker/cane or walker}}?

CODES

1	YES
2	NO
	REFUSED
	DON'T KNOW

PC7

VARIABLE NAME(S) AND LABEL(S):

pc12geonknees R12 PC7 ABLE TO GET DOWN ON KNEES

DISPLAY INSTRUCTIONS:

DISPLAY TEXT "able" AS BOLD UNDERLINED TEXT

QUESTION TEXT:

[In the last month, {were you/was SP} able to...] get down on {your/his/her} knees and get back up without holding on to anyone or anything?

CODES

1	YES	PC9
2	NO	
	REFUSED	
	DON'T KNOW	

PC8**VARIABLE NAME(S) AND LABEL(S):**

pc12bendover R12 PC8 ABLE TO BEND OVER

DISPLAY INSTRUCTIONS:

DISPLAY QUESTION TEXT "able" AS BOLD UNDERLINED TEXT

QUESTION TEXT:

[In the last month {were you/was SP} able to...] bend over without holding on to anyone or anything?

CODES

1	YES
2	NO
	REFUSED
	DON'T KNOW

PC9**VARIABLE NAME(S) AND LABEL(S):**

pc12hvobovrhd R12 PC9 HEAVY OBJECT ABOVE HEAD

DISPLAY INSTRUCTIONS:

DISPLAY TEXT "able" IN BOLD UNDERLINED TEXT

QUESTION TEXT:

[In the last month, {were you/was SP} able to...] put a heavy book or other object on a shelf above {your/his/her} head?

CODES

1	YES	PC11
2	NO	
	REFUSED	
	DON'T KNOW	

PC10

VARIABLE NAME(S) AND LABEL(S):

pc12rechovrhd

R12 PC10 ABLE TO REACH OVERHEAD

DISPLAY INSTRUCTIONS:

DISPLAY TEXT "able" AS BOLD UNDERLINED TEXT

QUESTION TEXT:

[In the last month, {were you/was SP} able to...] reach up over {your/his/her} head without holding on to anyone or anything?

CODES

- | | |
|---|------------|
| 1 | YES |
| 2 | NO |
| | REFUSED |
| | DON'T KNOW |

PC11

VARIABLE NAME(S) AND LABEL(S):

pc12opnjarwhd

R12 PC11 OPEN SEALED JAR W HANDS

DISPLAY INSTRUCTIONS:

DISPLAY TEXT "able" AS BOLD UNDERLINED TEXT

QUESTION TEXT:

[In the last month, {were you/was SP} able to...] open a sealed jar using just {your/his/her} hands?

CODES

- | | | |
|---|------------|------------|
| 1 | YES | SECTION CP |
| 2 | NO | |
| | REFUSED | |
| | DON'T KNOW | |

PC12

VARIABLE NAME(S) AND LABEL(S):

pc12grspsmobj

R12 PC12 ABLE GRASP SMALL OBJECTS

DISPLAY INSTRUCTIONS:

DISPLAY "able" IN BOLD UNDERLINED TEXT

QUESTION TEXT:

[In the last month, {were you/was SP} able to ...]use {your/his/her} fingers to grasp or handle small objects?

CODES

- 1 YES
- 2 NO
- REFUSED
- DON'T KNOW

PROGRAMMER INSTRUCTIONS:

Go to Section CP - Cognition (Proxy)

Respondent Interview (ALL)

Section CP [COGNITION (PROXY)]

Sequence: 22

BOX CP1PRE

VARIABLE NAME(S) AND LABEL(S):

NOT ON FILE

If DECEASED flag = 1 (YES) and NOTALERT flag = 1 (YES), go to Section DM - Duration of Mobility Accommodations.
Else if DECEASED flag = 1 (YES), go to CP1.
Else if PROXY flag = 1 (YES), go to CP1PRE.
Otherwise, go to Section CG Cognition (SP).

CP1PRE

VARIABLE NAME(S) AND LABEL(S):

NOT ON FILE

QUESTION TEXT:

Part of this study is concerned with people's memory and ability to think about things.

PRESS 1 AND ENTER TO CONTINUE

CP1

VARIABLE NAME(S) AND LABEL(S):

cp12memrygood

R12 CP1 HOW GOOD MEMRY AT PRESNT

DISPLAY INSTRUCTIONS:

If DECEASED flag = 1 (YES), display "Next, how would you rate {SP}'s memory in the month before {he/she} died" and "was".

Otherwise, display "First, how would you rate {SP}'s memory at the present time".

DISPLAY "at the present time" IN BOLD UNDERLINED TEXT.

QUESTION TEXT:

{First, how would you rate {SP}'s memory at the present time/Next, how would you rate {SP}'s memory in the month before {he/she} died}? Would you say it {is/was} excellent, very good, good, fair, or poor?

CODES

1	EXCELLENT
2	VERY GOOD
3	GOOD
4	FAIR
5	POOR
	REFUSED
	DON'T KNOW

BOX CP2**VARIABLE NAME(S) AND LABEL(S):**

NOT ON FILE

If DECEASED flag = 1 (YES), go to Section MO - Mobility.
Else if the PERSON ROSTER MEMBER flagged as the CURRENT INT PROXY was flagged as the LAST INT PROXY, go to BOX CP3.

Else if IS9 = 30-37, or 92 (proxy is not a relative), go to CP2.
Otherwise, go to BOX CP3.

CP2**VARIABLE NAME(S) AND LABEL(S):**

cp12knownspyr R12 CP2 KNOWN SP 4 AT LEAST A YR

DISPLAY INSTRUCTIONS:

Spell out month in question text (for example, display "March" rather than "3")

QUESTION TEXT:

Have you known {SP} for at least 1 year, that is since {CURRENT MONTH, YEAR - 1 year}?

CODES

1	YES
2	NO
	REFUSED
	DON'T KNOW

BOX CP3

VARIABLE NAME(S) AND LABEL(S):

NOT ON FILE

If LAST INT CP3{a-h} = 3 (DEMENTIA, ALZHEIMERS REPORTED BY PROXY), go to CP4.
Otherwise, go to CP3PRE.

CP3PRE

VARIABLE NAME(S) AND LABEL(S):

NOT ON FILE

DISPLAY INSTRUCTIONS:

If CP2 = 1 (KNOWN AT LEAST 1 YEAR) or IS9 = 2-29, 91 (PROXY IS RELATIVE), display “in the last several years”.
Otherwise, display “since you have known {him/her}”.

QUESTION TEXT:

Now, I'd like to ask some questions about whether you have noticed any changes in {SP} {in the last several years/since you have known {him/her}} due to thinking or memory problems.

PRESS 1 AND ENTER TO CONTINUE

CP3

VARIABLE NAME(S) AND LABEL(S):

cp12chgthink1	R12 CP3A SP DIFF REMEMBER DATE
cp12chgthink2	R12 CP3B SP REPEATS SELF
cp12chgthink3	R12 CP3C SP DIFF REMEMBER APPT
cp12chgthink4	R12 CP3D SP CHNG INTRST ACT HOB
cp12chgthink5	R12 CP3E SP DIFF WITH MONEY MGMT
cp12chgthink6	R12 CP3F SP DIFF LEARNNG USE TOOL
cp12chgthink7	R12 CP3G SP PRBLMS WITH JDGMNT
cp12chgthink8	R12 CP3H SP DLY PRBLMS W THNK MEM

DISPLAY INSTRUCTIONS:

Use "Same Question Stem" display.

If CP2 = 1 (KNOWN AT LEAST 1 YEAR) or IS9 = 2-29, 91 (PROXY IS RELATIVE), display "in the last several years".
Otherwise, display "since you have known {him/her}".

Display the current response item text as a fill in the "IF NEEDED" statement.
If at CP3a-g, display "caused by a thinking or memory problem in {variable text [a-g]}".
Else if at CP3h display "in {variable text [h]}".

If at CP3a, do not display question text in brackets.
Otherwise, display question text in brackets.
If at CP3a, display "first"
If at CP3b-CP3g, display "next"
If at CP3h, display "last"

QUESTION TEXT:

{{I'll read some statements about {him/her}. If there has been a change {in the last several years/since you have known {him/her}} caused by {his/her} thinking or memory problems, please say "Yes." Otherwise say "No."}}

The {first/next/last} item is....

{variable text [a-h]}

IF NEEDED: Has there been a change {caused by a thinking or memory problem in {variable text [a-g]}/{in {variable text [h]}}?

RESPONSE [1] a. remembering the month or year
RESPONSE [2] b. repeating questions, stories, or statements
RESPONSE [3] c. amount of difficulty remembering appointments
RESPONSE [4] d. amount of interest in hobbies or activities
RESPONSE [5] e. amount of difficulty handling money matters like balancing a checkbook or paying bills
RESPONSE [6] f. amount of trouble learning how to use a tool, appliance or gadget, for example a TV remote control or microwave
RESPONSE [7] g. problems with judgment, for example falling for scams or buying inappropriate gifts
RESPONSE [8] h. daily problems with thinking or memory

CODES

- | | |
|---|--|
| 1 | YES, A CHANGE |
| 2 | NO, NO CHANGE |
| 3 | DEMENTIA/ALZHEIMER'S REPORTED BY PROXY |
| | REFUSED |
| | DON'T KNOW |

PROGRAMMER INSTRUCTIONS:

Array the responses and variable text columns in the panel.
Display "variable text" in the a-h sequence until all rows have been displayed.

CP4

VARIABLE NAME(S) AND LABEL(S):

cp12memcogpr1	R12 CP4A LOST IN FAMILIAR ENVIRON
cp12memcogpr2	R12 CP4B SP WANDERD OFF NO RETRN

cp12memcogpr3 R12 CP4C SP ABLE LEFT ALONE 1 HR

cp12memcogpr4 R12 CP4D SP HEARS SEES THNGS

DISPLAY INSTRUCTIONS:

Use "Same Question Stem" display

If at CP4a, do not display question text in brackets
Otherwise display question text in brackets

QUESTION TEXT:

{{}} I have a few other questions. In the last year... {{}}

{variable text [a-d]}

RESPONSE[1] a. did {he/she} ever get lost in a familiar environment?

RESPONSE[2] b. did {he/she} ever wander off and not return by {himself/herself}?

RESPONSE[3] c. was {he/she} able to be left alone for an hour or so?

RESPONSE[4] d. did {he/she} hear or see things that were not really there?

CODES

1	YES
2	NO
	REFUSED
	DON'T KNOW

PROGRAMMER INSTRUCTIONS:

Array the responses and variable text columns in the panel
Display "variable text" in the a-d sequence until all rows have been displayed

GO TO SECTION CG - COGNITION (SP)

Derived Variables from Items in the CP Section

VARIABLE NAME(S) AND LABEL(S):

cp12dad8dem R12 D DEMENTIA REPORTED IN PRIOR AD8

Respondent Interview (ALL)

Section CG [COGNITION (SP)]

Sequence: 23

BOX CG1PRE

VARIABLE NAME(S) AND LABEL(S):

NOT ON FILE

If PROXY flag = 1 (yes), go to CG1APRE.
Otherwise, go to CG2PRE.

CG1APRE

VARIABLE NAME(S) AND LABEL(S):

NOT ON FILE

QUESTION TEXT:

There are a few questions that I would like to ask {SP} so that the study can better understand memory in people {his/her} age. Some may be hard to answer, but it is important to the study that we ask these.

PRESS 1 AND ENTER TO CONTINUE

CG1A

VARIABLE NAME(S) AND LABEL(S):

cg12speaktosp

R12 CG1A MAY SPEAK TO SP ASK QUES

QUESTION TEXT:

May I speak to {SP} and ask {him/her} a few questions?

CODES

1 YES
2 NO

CG1D

CG1B

VARIABLE NAME(S) AND LABEL(S):

NOT ON FILE

QUESTION TEXT:

IF SP IS NOT IN THE ROOM, ASK PROXY TO HAVE SP JOIN YOU

IF/WHEN SP IS IN THE ROOM, PRESS 1 AND ENTER TO CONTINUE

CG1C

VARIABLE NAME(S) AND LABEL(S):

cg12quesremem R12 CG1C START W QUES ABOUT MEMRY

QUESTION TEXT:

I will start with a question about memory. Does that sound OK?

CODES

1	YES	CG6PRE
2	NO	
	REFUSED	
	DON'T KNOW	

CG1D

VARIABLE NAME(S) AND LABEL(S):

cg12reascano1	R12 CG1D SP CANT ANS DEMENTIA
cg12reascano2	R12 CG1D SP CANT ANS UNABLE SPEAK
cg12reascano3	R12 CG1D SP CANT ANS UNABLE HEAR
cg12reascano4	R12 CG1D SP CANT ANS SP REFUSED
cg12reascano5	R12 CG1D SP CANT ANS PROXY REFUSD
cg12reascano6	R12 CG1D SP CANT ANS NOT PRESENT
cg12reascano7	R12 CG1D SP CANT ANS SP TOO ILL

cg12reascano8

R12 CG1D SP CANT ANS LANG BARRIER

cg12reascano9

R12 CG1D SP CANT ANS OTHR SPECIFY

QUESTION TEXT:

What is the main reason you feel (you/he/she) cannot answer questions about memory?

SELECT ALL THAT APPLY

CODES

Code All That Apply

1	SP HAS DEMENTIA/ALZHEIMER'S/ NOT ABLE	GO TO MO
2	SP IS UNABLE TO SPEAK	GO TO MO
3	SP IS UNABLE TO HEAR	GO TO MO
4	SP REFUSED	GO TO MO
5	PROXY REFUSED	GO TO MO
6	SP NOT PRESENT	GO TO MO
7	SP TOO ILL	GO TO MO
8	SP LANGUAGE BARRIER	GO TO MO
91	OTHER (SPECIFY)	

CG1E

VARIABLE NAME(S) AND LABEL(S):

NOT ON FILE

QUESTION TEXT:

SPECIFY THE OTHER REASON SP CANNOT ANSWER QUESTIONS ABOUT MEMORY

ENTER TEXT

Length

255

PROGRAMMER INSTRUCTIONS:

Go to Section MO Mobility.

CG2PRE

VARIABLE NAME(S) AND LABEL(S):

NOT ON FILE

QUESTION TEXT:

The next few questions are about people's memory and ability to think about things. It is important for the study to better understand memory in people as they age.

Respondent Interview (ALL) :: CG

CG2

VARIABLE NAME(S) AND LABEL(S):

cg12ratememry R12 CG2 RATE YOUR MEMORY

DISPLAY INSTRUCTIONS:

Display "at the present time" in bold underlined text.

QUESTION TEXT:

First, how would you rate your memory at the present time? Would you say it is excellent, very good, good, fair, or poor?

CODES

1	EXCELLENT
2	VERY GOOD
3	GOOD
4	FAIR
5	POOR
	REFUSED
	DON'T KNOW

BOX CG3

VARIABLE NAME(S) AND LABEL(S):

NOT ON FILE

If CG2=1 (excellent) or 2 (very good)), go to CG4.
Otherwise, go to CG3.

CG3

VARIABLE NAME(S) AND LABEL(S):

cg12ofmemprob R12 CG3 OFTN MEMRY PROBS INTERFER

QUESTION TEXT:

SHOW CARD CG1

In the last month, how often did memory problems interfere with your daily activities? Would you say every day, most days, some days, rarely, or never?

CODES

- | | |
|---|------------------------------|
| 1 | EVERY DAY (7 DAYS A WEEK) |
| 2 | MOST DAYS (5-6 DAYS A WEEK) |
| 3 | SOME DAYS (2-4 DAYS A WEEK) |
| 4 | RARELY (ONCE A WEEK OR LESS) |
| 5 | NEVER |
| | REFUSED |
| | DON'T KNOW |

CG4**VARIABLE NAME(S) AND LABEL(S):**

cg12memcom1yr

R12 CG4 MEMRY COMPARD TO 1 YR AGO

DISPLAY INSTRUCTIONS:

Display "1 year ago" in bold underlined text.

QUESTION TEXT:

SHOW CARD CG2

Compared to 1 year ago, would you say your memory is much better now, better now, about the same, worse now, or much worse now than it was then?

CODES

- | | |
|---|-------------|
| 1 | MUCH BETTER |
| 2 | BETTER |
| 3 | SAME |
| 4 | WORSE |
| 5 | MUCH WORSE |
| | REFUSED |
| | DON'T KNOW |

CG6PRE**VARIABLE NAME(S) AND LABEL(S):**

NOT ON FILE

Respondent Interview (ALL) :: CG

QUESTION TEXT:

We're interested in how memory actually works. We find that even people with very good memories seem to forget some things from time to time. The next questions are a little different, but are often asked on studies about memory.

PRESS 1 AND ENTER TO CONTINUE

CG6A**VARIABLE NAME(S) AND LABEL(S):**

cg12todaydat1	R12 CG6Aa TODAY'S DATE CORRCT MNTH
cg12todaydat2	R12 CG6Ab TODAY'S DATE CORRECT DAY
cg12todaydat3	R12 CG6Ac TODAY'S DATE CORRECT YR
cg12todaydat5	R12 CG6Ad USED AID FOR MTH DAY YEAR

DISPLAY INSTRUCTIONS:

Use "Same Question Stem" display.

If at CG6a, do not display question text in brackets. Otherwise, display question text in brackets.
 Spell out month in question text and also as a numeric date as indicated in interviewer question text.
 If at CG6a, display "IF SP DID NOT ALREADY MENTION THE MONTH, PROBE: What is the month?"
 If at CG6b, display "IF SP DID NOT ALREADY MENTION THE DAY, PROBE: What is the day?"
 If at CG6c, display "IF SP DID NOT ALREADY MENTION THE YEAR, PROBE: What is the year?"

Display "month", "day" and "year" in each of the probes in bold underlined text.

For display of "TODAY'S DATE IS:" display TODAY'S date.

Display "MONTH", "DAY", and "YEAR" in bold underlined text.

QUESTION TEXT:

{{Without looking at a calendar or watch, please tell me today's date.}}

TODAY'S DATE IS: {MONTH DAY,YEAR} {(mm/dd/yyyy)}
 {IF SP DID NOT ALREADY MENTION THE MONTH, PROBE: What is the month?}
 {IF SP DID NOT ALREADY MENTION THE DAY, PROBE: What is the day?}
 {IF SP DID NOT ALREADY MENTION THE YEAR, PROBE: What is the year?}

CODE NO (2) FOR DON'T KNOW RESPONSES

RESPONSE [1] a. DID SP SAY THE CORRECT MONTH?
 RESPONSE [2] b. DID SP SAY THE CORRECT DAY?
 RESPONSE [3] c. DID SP SAY THE CORRECT YEAR?
 RESPONSE [4] d. DID SP LOOK AT A CALENDAR, NEWSPAPER, WATCH, OR OTHER AID FOR THE DATE?

CODES

- | | |
|---|---------------|
| 1 | YES |
| 2 | NO/DON'T KNOW |
| | REFUSED |

PROGRAMMER INSTRUCTIONS:

Disallow RF for response [4]d.

CG6B**VARIABLE NAME(S) AND LABEL(S):**

- | | |
|----------------------|------------------------------------|
| cg12todaydat4 | R12 CG6Ba TODAY'S DATE CORRCT DOW |
| cg12todaydat6 | R12 CG6Bb USED AID FOR DAY OF WEEK |

DISPLAY INSTRUCTIONS:

For display of "TODAY IS:" display day of the week for TODAY's date.

Display "DAY OF THE WEEK" in bold underlined text.

QUESTION TEXT:

Without looking at a calendar or watch, please tell me what day of the week it is.

TODAY IS: {DAY OF THE WEEK}.

CODE NO (2) FOR DON'T KNOW RESPONSES.

RESPONSE [1] a. DID SP SAY THE CORRECT DAY OF THE WEEK?

RESPONSE [2] b. DID SP LOOK AT A CALENDAR, NEWSPAPER, WATCH, OR OTHER AID FOR THE DAY OF THE WEEK?

CODES

- | | |
|---|---------------|
| 1 | YES |
| 2 | NO/DON'T KNOW |
| | REFUSED |

PROGRAMMER INSTRUCTIONS:

Disallow RF for response [2] b.

BOX CG7**VARIABLE NAME(S) AND LABEL(S):**

NOT ON FILE

If PROXY flag =1 and (CG6Aa-CG6Ac and CG6Ba =2 (NO/DON'T KNOW) or REFUSED), go to Section MO - Mobility.
Otherwise, go to CG7PRE.

CG7PRE

VARIABLE NAME(S) AND LABEL(S):

cg12prewrdrcl

R12 CG7PRE INTRO TO WORD RECALL

QUESTION TEXT:

Now I will read a set of 10 words and ask you to recall as many as you can. We have purposely made the list long so that it will be difficult for anyone to recall all the words. Most people recall just a few. Please listen carefully as I read the set of words because I cannot repeat them. When I finish, I will ask you to recall aloud as many of the words as you can, in any order. Is this clear?

IF SP ASKS TO WRITE DOWN WORDS, SAY: We want you to try to recall the words without any help.

REPEAT INSTRUCTIONS ABOVE AS NEEDED FOR SP TO UNDERSTAND ACTIVITY BEFORE CONTINUING

CODES

1 CONTINUE WITH ACTIVITY

2 SP REFUSES ACTIVITY

CG9

CG7

VARIABLE NAME(S) AND LABEL(S):

cg12dwrdrclstnm

R12 D WHICH WORD LIST ASSIGNED

DISPLAY INSTRUCTIONS:

If WORD RECALL LIST 3rd ADMIN = 1 (from preload), display words from word list 1.

Else if WORD RECALL LIST 3rd ADMIN = 2 (from preload), display words from word list 2.

Else if WORD RECALL LIST 3rd ADMIN = 3 (from preload), display words from word list 3.

Display one word from list 1, 2, or 3 one at a time every 2 seconds using Blaise timer application.

Display words in font size 36 in the middle of the screen.

Display interviewer instruction at the top of the screen in regular font size.

{variable text [1-3]}

[LIST 1]

hotel

river

tree

skin

gold

market

paper

child

king

book

[LIST 2]

woman

rock
blood
corner
shoes
letter
girl
house
valley
engine

[LIST 3]
water
church
doctor
palace
fire
garden
sea
village
baby
table

QUESTION TEXT:

READ THE WORDS DISPLAYED AT A SLOW, STEADY RATE AS THEY COME UP ON THE SCREEN.
APPROXIMATELY 1 WORD EVERY 2 SECONDS

PRESS 1 AND ENTER TO CONTINUE

CG7a

VARIABLE NAME(S) AND LABEL(S):

NOT ON FILE

QUESTION TEXT:

AFTER LIST HAS ENDED, TYPE 1 AND ENTER TO CONTINUE.

CG8

VARIABLE NAME(S) AND LABEL(S):

cg12wrdsrca1	R12 CG8 1 TELL WORDS U CAN RECALL
cg12wrdsrca2	R12 CG8 2 TELL WORDS U CAN RECALL
cg12wrdsrca3	R12 CG8 3 TELL WORDS U CAN RECALL

cg12wrdsrca14	R12 CG8 4 TELL WORDS U CAN RECALL
cg12wrdsrca15	R12 CG8 5 TELL WORDS U CAN RECALL
cg12wrdsrca16	R12 CG8 6 TELL WORDS U CAN RECALL
cg12wrdsrca17	R12 CG8 7 TELL WORDS U CAN RECALL
cg12wrdsrca18	R12 CG8 8 TELL WORDS U CAN RECALL
cg12wrdsrca19	R12 CG8 9 TELL WORDS U CAN RECALL
cg12wrdsrca10	R12 CG8 10 TELL WORDS U CAN RECALL
cg12dwrdimmr	R12 D SCORE IMMEDIATE WORD RECALL
cg12dwrdirref	R12 D IMMEDIATE RECALL NONE
cg12dwrdirref	R12 D IMMEDIATE RECALL REFUSED

DISPLAY INSTRUCTIONS:

Display word list that was presented in CG7 for this administration.

Display response codes 91 and 92 response categories in a column beside the word list.

QUESTION TEXT:

Now please tell me the words you can recall.

AFTER 10 SECONDS OF SILENCE, PROBE ONCE: Are there any (other) words you remember?

STOP ACTIVITY AFTER ANOTHER 10 SECONDS OF SILENCE OR IF SP SAYS DONE

SELECT ALL THAT APPLY

{variable text [1-3]}

[LIST 1]

hotel
river
tree
skin
gold
market
paper
child
king
book

[LIST 2]

woman
rock
blood
corner
shoes
letter
girl
house
valley
engine

[LIST 3]

water
church

doctor
palace
fire
garden
sea
village
baby
table

91. NO WORDS REMEMBERED
92. REFUSED

PROGRAMMER INSTRUCTIONS:

If 91 (NO WORDS REMEMBERED) selected and any codes 1-10 or 92 selected, display error message
“INCONSISTENT ANSWER. NO WORDS REMEMBERED CANNOT BE SELECTED WITH ANY OTHER CATEGORY”
when leaving the screen.

If 91 or 92 selected, go to CG9.

CG8a

VARIABLE NAME(S) AND LABEL(S):

cg12wrdsntlst R12 CG8A WORDS NOT ON LIST

DISPLAY INSTRUCTIONS:

Display “not” in underlined text.

QUESTION TEXT:

DID SP SAY ANY WORDS THAT WERE NOT ON THE LIST?

CODES

1	YES	
2	NO	CG9

CG8b

VARIABLE NAME(S) AND LABEL(S):

cg12numnotlst R12 CG8B NUM WORDS NOT ON LIST

DISPLAY INSTRUCTIONS:

Display “not” in underlined text.

QUESTION TEXT:

HOW MANY WORDS DID SP SAY THAT WERE NOT ON THE LIST?

ENTER NUMBER

RANGE 1-10

ENTER NUMBER

Range

1 to 10

CG9

VARIABLE NAME(S) AND LABEL(S):

cg12probrecal	R12 CG9 SP HAD DIFF HEARING WORDS
cg12probrecal2	R12 CG9 INTERRUPTION AS LIST READ
cg12probrecal3	R12 CG9 PROB WORD RECALL SPECIFY
cg12probrecal4	R12 CG9 WD RECALL NO PROB OCCURRD
cg12probrecal5	R12 CG9 SP REFUSED WORD RECALL

QUESTION TEXT:

DID SP HAVE ANY PROBLEMS DURING THE WORD RECALL TASK?

SELECT ALL THAT APPLY

CODES

Code All That Apply

1	DIFFICULTY HEARING ANY OF THE WORDS	CG11A
2	INTERRUPTION OCCURRED WHILE LIST WAS BEING READ	CG11A
91	OTHER PROBLEM (SPECIFY)	
92	NO PROBLEMS OCCURRED	CG11A
97	SP REFUSED WORD RECALL TASK	CG11A

PROGRAMMER INSTRUCTIONS:

Response code 92 cannot be selected in combination with any other code. Display error message "INCONSISTENT ANSWER. NO PROBLEMS OCCURRED CANNOT BE SELECTED WITH ANY OTHER CATEGORY" when leaving the screen.

Response code 97 cannot be selected in combination with any other code. Display error message "INCONSISTENT ANSWER. REFUSED CANNOT BE SELECTED WITH ANY OTHER CATEGORY" when leaving the screen.

CG9A

VARIABLE NAME(S) AND LABEL(S):

NOT ON FILE

QUESTION TEXT:

SPECIFY THE TYPE OF PROBLEM EXPERIENCED DURING WORD RECALL TASK

Respondent Interview (ALL) :: CG

ENTER TEXT

Length

255

CG11A

VARIABLE NAME(S) AND LABEL(S):

NOT ON FILE

QUESTION TEXT:

(Please give me just a moment to get ready for the next activity).

TAKE OUT NUMBERS AND LETTERS RESPONSE FORM

PRESS 1 AND ENTER TO CONTINUE

CG11B

VARIABLE NAME(S) AND LABEL(S):

NOT ON FILE

QUESTION TEXT:

Next, when I say go, I would like you to count from 1 to 20, like this: 1, 2, 3, 4 and so on. Ready? Go.

DID THE SP FINISH?

CODES

1	YES
2	NO

CG11C

VARIABLE NAME(S) AND LABEL(S):

NOT ON FILE

QUESTION TEXT:

DID THE SP MAKE ANY ERRORS? ERRORS INCLUDE MISSING A NUMBER AND SAYING THE WRONG NUMBER.

CODES

1	YES
2	NO

CG11D**VARIABLE NAME(S) AND LABEL(S):**

NOT ON FILE

QUESTION TEXT:

Next, when I say go, I would like you to say the letters of the alphabet, like this: A, B, C, D, and so on. Ready? Go.

DID THE SP FINISH?

CODES

1	YES
2	NO

CG11E**VARIABLE NAME(S) AND LABEL(S):**

NOT ON FILE

QUESTION TEXT:

DID THE SP MAKE ANY ERRORS? ERRORS INCLUDE MISSING A LETTER AND SAYING THE WRONG LETTER.

CODES

1	YES
2	NO

CG12A**VARIABLE NAME(S) AND LABEL(S):**

NOT ON FILE

DISPLAY INSTRUCTIONS:

Display "PRESS F11 TO START TIMER AND SAY: Go." in red text.
Display "STOP WRITING WHEN TIMER GOES OFF" in underlined text.

QUESTION TEXT:

Next, when I say go, I would like you to go back and forth – first say a number, then say a letter, like this: 1-A, 2-B, 3- C, 4-D, and so on. Ready?

PRESS F11 TO START TIMER AND SAY: Go.

WRITE ANSWERS ON NUMBERS AND LETTERS RESPONSE FORM.
STOP WRITING WHEN TIMER GOES OFF (AT 30 SECONDS).

DID THE SP ATTEMPT TO SAY ANY COMBINATION?

CODES

1	YES	
2	NO	CG13

PROGRAMMER INSTRUCTIONS:

Launch countdown video with F11 key.

CG12B**VARIABLE NAME(S) AND LABEL(S):**

NOT ON FILE

QUESTION TEXT:

DID THE SP MAKE ANY ERRORS? ERRORS INCLUDE MISSING A LETTER OR NUMBER AND SAYING THE WRONG LETTER OR NUMBER.

CODES

1	YES
2	NO

CG12C**VARIABLE NAME(S) AND LABEL(S):**

NOT ON FILE

DISPLAY INSTRUCTIONS:

Respondent Interview (ALL) :: CG

Display response options in 4-5 columns to avoid scrolling.

QUESTION TEXT:

WHAT WAS THE LAST CORRECT COMBINATION THE SP SAID?

CODES

1	1-A
2	2-B
3	3-C
4	4-D
5	5-E
6	6-F
7	7-G
8	8-H
9	9-I
10	10-J
11	11-K
12	12-L
13	13-M
14	14-N
15	15-O
16	16-P
17	17-Q
18	18-R
19	19-S
20	20-T
21	21-U
22	22-V
23	23-W
24	24-X
25	25-Y
26	26-Z
27	
28	NO CORRECT COMBINATIONS

PROGRAMMER INSTRUCTIONS:

If interview is being conducted in English, use responses in the first type text.
Else use the second type text.

If ACTIVELANGUAGE = ESP, set CG12CLang = ESP.
Else set CG12CLang = ENG.

CG13

VARIABLE NAME(S) AND LABEL(S):

cg12presidna1	R12 CG13A PRES LAST NAME CORRECT
cg12presidna2	R12 CG13B PRES LAST NAME INCORRECT
cg12presidna3	R12 CG13C PRES FIRST NAME CORRECT
cg12presidna4	R12 CG13D PRES FIRST NAME INCORRECT

DISPLAY INSTRUCTIONS:

Display "FIRST", "LAST", "first", and "last" in underlined text.

QUESTION TEXT:

Next, who is the President of the United States right now?

CORRECT ANSWER IS JOE (JOSEPH) BIDEN

IF ONLY FIRST NAME GIVEN, ASK: Do you know his last name?

IF ONLY LAST NAME GIVEN, ASK: Do you know his first name?

SELECT ALL THAT APPLY

CODES	Code All That Apply
1	LAST NAME CORRECT
2	LAST NAME NOT CORRECT/DK LAST NAME
3	FIRST NAME CORRECT
4	FIRST NAME NOT CORRECT/DK FIRST NAME
	REFUSED

PROGRAMMER INSTRUCTIONS:

If (RF is not selected) and (codes 1 or 2) and (codes 3 or 4) are not selected, display error message "INCOMPLETE ANSWER. A RESPONSE TO BOTH THE FIRST NAME AND THE LAST NAME MUST BE SELECTED."

If codes 1 and 2 are selected, display error message "INCONSISTENT ANSWER. LAST NAME CANNOT BE BOTH CORRECT AND NOT CORRECT OR UNKNOWN".

If codes 3 and 4 are selected, display error message "INCONSISTENT ANSWER. FIRST NAME CANNOT BE BOTH CORRECT AND NOT CORRECT OR UNKNOWN".

CG14

VARIABLE NAME(S) AND LABEL(S):

cg12vpname1	R12 CG14A VP LAST NAME CORRECT
cg12vpname2	R12 CG14B VP LAST NAME INCORRECT
cg12vpname3	R12 CG14C VP FIRST NAME CORRECT
cg12vpname4	R12 CG14D VP FIRST NAME INCORRECT

DISPLAY INSTRUCTIONS:

Display "FIRST", "LAST", "first", and "last" in underlined text.

QUESTION TEXT:

Who is the Vice President?

CORRECT ANSWER IS KAMALA HARRIS

IF ONLY FIRST NAME GIVEN, ASK: Do you know her last name?

IF ONLY LAST NAME GIVEN, ASK: Do you know her first name?

SELECT ALL THAT APPLY

CODES	Code All That Apply
1	LAST NAME CORRECT
2	LAST NAME NOT CORRECT/DK LAST NAME

3	FIRST NAME CORRECT
4	FIRST NAME NOT CORRECT/DK FIRST NAME REFUSED

PROGRAMMER INSTRUCTIONS:

If (RF is not selected) and (codes 1 or 2) and (codes 3 or 4) are not selected, display error message "INCOMPLETE ANSWER. A RESPONSE TO BOTH THE FIRST NAME AND THE LAST NAME MUST BE SELECTED."

If codes 1 and 2 are selected, display error message "INCONSISTENT ANSWER. LAST NAME CANNOT BE BOTH CORRECT AND NOT CORRECT OR UNKNOWN".

If codes 3 and 4 are selected, display error message "INCONSISTENT ANSWER. FIRST NAME CANNOT BE BOTH CORRECT AND NOT CORRECT OR UNKNOWN".

BOX CG15

VARIABLE NAME(S) AND LABEL(S):

NOT ON FILE

IF CG7PRE = 2 (SP REFUSES ACTIVITY), GO TO SECTION MO - Mobility.
ELSE GO TO CG15.

CG15

VARIABLE NAME(S) AND LABEL(S):

cg12wrdsdcal1	R12 CG15 1 DELAYED WORD RECALL
cg12wrdsdcal2	R12 CG15 2 DELAYED WORD RECALL
cg12wrdsdcal3	R12 CG15 3 DELAYED WORD RECALL
cg12wrdsdcal4	R12 CG15 4 DELAYED WORD RECALL
cg12wrdsdcal5	R12 CG15 5 DELAYED WORD RECALL
cg12wrdsdcal6	R12 CG15 6 DELAYED WORD RECALL
cg12wrdsdcal7	R12 CG15 7 DELAYED WORD RECALL
cg12wrdsdcal8	R12 CG15 8 DELAYED WORD RECALL
cg12wrdsdcal9	R12 CG15 9 DELAYED WORD RECALL
cg12wrdsdca10	R12 CG15 10 DELAYED WORD RECALL
cg12dwrddlyrc	R12 D SCORE DELAYED WORD RECALL
cg12dwrddnone	R12 D DELAYED RECALL NONE
cg12dwrddrref	R12 D DELAYED RECALL REFUSED

DISPLAY INSTRUCTIONS:

Display word list that was presented in CG7.

Display response codes 91 and 92 response categories in column beside the word list.

QUESTION TEXT:

A little while ago, I read you a list of 10 words and you repeated the ones you could remember. Please tell me any of the words that you remember now.

AFTER 10 SECONDS OF SILENCE, PROBE ONCE: Are there any (other) words you remember?

STOP ACTIVITY AFTER ANOTHER 10 SECONDS OF SILENCE OR IF SP SAYS DONE

SELECT ALL THAT APPLY

{variable text [1-3]}

[LIST 1]

hotel
river
tree
skin
gold
market
paper
child
king
book

[LIST 2]

woman
rock
blood
corner
shoes
letter
girl
house
valley
engine

[LIST 3]

water
church
doctor
palace
fire
garden
sea
village
baby
table

91. NO WORDS REMEMBERED

92. REFUSED

PROGRAMMER INSTRUCTIONS:

If 91 (NO WORDS REMEMBERED) selected and any codes 1-10 or 92 selected, display error message

“INCONSISTENT ANSWER. NO WORDS REMEMBERED CANNOT BE SELECTED WITH ANY OTHER CATEGORY”

Respondent Interview (ALL) :: CG

when leaving the screen.

CG15a

VARIABLE NAME(S) AND LABEL(S):

NOT ON FILE

QUESTION TEXT:

TYPE 1 AND ENTER TO CONTINUE.

PROGRAMMER INSTRUCTIONS:

If CG15 = 91 or 92, go to Section MO - Mobility.

CG16

VARIABLE NAME(S) AND LABEL(S):

cg12wrldnotlst R12 CG16 WORDS NOT ON LIST

DISPLAY INSTRUCTIONS:

Display “not” in underlined text.

QUESTION TEXT:

DID SP SAY ANY WORDS THAT WERE NOT ON THE LIST?

CODES

1	YES	
2	NO	SECTION MO

CG17

VARIABLE NAME(S) AND LABEL(S):

cg12numwrldnot R12 CG17 NUM OF WORDS NOT ON LIST

DISPLAY INSTRUCTIONS:

Display “not” in underlined text.

QUESTION TEXT:

HOW MANY WORDS DID SP SAY THAT WERE NOT ON THE LIST?

ENTER NUMBER

RANGE 1-10

ENTER NUMBER

Range 1 to 10

Respondent Interview (ALL) :: CG

PROGRAMMER INSTRUCTIONS:

GO TO SECTION MO - Mobility.

Derived Variables from Items in the CG Section

VARIABLE NAME(S) AND LABEL(S):

cg12dwr1rcl	R12 D WORD1 IMMEDIATE RECALL
cg12dwr2rcl	R12 D WORD2 IMMEDIATE RECALL
cg12dwr3rcl	R12 D WORD3 IMMEDIATE RECALL
cg12dwr4rcl	R12 D WORD4 IMMEDIATE RECALL
cg12dwr5rcl	R12 D WORD5 IMMEDIATE RECALL
cg12dwr6rcl	R12 D WORD6 IMMEDIATE RECALL
cg12dwr7rcl	R12 D WORD7 IMMEDIATE RECALL
cg12dwr8rcl	R12 D WORD8 IMMEDIATE RECALL
cg12dwr9rcl	R12 D WORD9 IMMEDIATE RECALL
cg12dwr10rcl	R12 D WORD10 IMMEDIATE RECALL
cg12dwr1dly	R12 D WORD1 DELAYED RECALL
cg12dwr2dly	R12 D WORD2 DELAYED RECALL
cg12dwr3dly	R12 D WORD3 DELAYED RECALL
cg12dwr4dly	R12 D WORD4 DELAYED RECALL
cg12dwr5dly	R12 D WORD5 DELAYED RECALL
cg12dwr6dly	R12 D WORD6 DELAYED RECALL
cg12dwr7dly	R12 D WORD7 DELAYED RECALL
cg12dwr8dly	R12 D WORD8 DELAYED RECALL
cg12dwr9dly	R12 D WORD9 DELAYED RECALL
cg12dwr10dly	R12 D WORD10 DELAYED RECALL

Respondent Interview (ALL)

Section MO [MOBILITY]

Sequence: 24

MO1PRE

VARIABLE NAME(S) AND LABEL(S):

NOT ON FILE

DISPLAY INSTRUCTIONS:

If DECEASED flag = 1 (YES), display "going outside".
Otherwise, display "leaving {your/SP's} {home/building} to go outside".
If STRUCTURE flag = 2 (MULTI-UNIT), display "building".
Otherwise, display "home".

If PROXY flag = 1 (YES), display "IF NEEDED: ASK FOR PROXY AND CONTINUE INTERVIEW."
Else, blank.

QUESTION TEXT:

{IF NEEDED: ASK FOR PROXY AND CONTINUE INTERVIEW.}

Now we're going to ask about {leaving {your/SP's} {home/building} to go outside/going outside}.

PRESS 1 AND ENTER TO CONTINUE

MO1

VARIABLE NAME(S) AND LABEL(S):

mo12outoft

R12 MO1 OFTEN GO OUTSIDE

DISPLAY INSTRUCTIONS:

If DECEASED flag = 1 (YES), display "of {his/her} life".
Otherwise, display "leave {your/his/her} {home/building} to".

QUESTION TEXT:

SHOW CARD MO1

In the last month {of {his/her} life}, how often did {you/SP} {leave {your/his/her} {home/building} to} go outside? Would you say every day, most days, some days, rarely, or never?

CODES

- | | |
|---|------------------------------|
| 1 | EVERY DAY (7 DAYS A WEEK) |
| 2 | MOST DAYS (5-6 DAYS A WEEK) |
| 3 | SOME DAYS (2-4 DAYS A WEEK) |
| 4 | RARELY (ONCE A WEEK OR LESS) |
| 5 | NEVER |

Respondent Interview (ALL) :: MO

REFUSED
DON'T KNOW

PROGRAMMER INSTRUCTIONS:

IF MO1=5 (NEVER) SET DIDNTLEAVE FLAG TO 1 (YES)

BOX MO2

VARIABLE NAME(S) AND LABEL(S):

NOT ON FILE

If DECEASED flag = 1 (YES) and MO1 = 5 (NEVER), go to MO12.
Else if DECEASED flag = 1 (YES), go to MO6.
Else if MO1 = 5 (NEVER), go to MO10.

Else if CANE FLAG=1 (YES), go to MO2.
Otherwise, go to BOX MO3.

MO2

VARIABLE NAME(S) AND LABEL(S):

mo12outcane R12 MO2 CANE USED OUTSIDE

QUESTION TEXT:

SHOW CARD MO2

In the last month, when {you/SP} left {your/his/her} {home/building} to go outside, how often did {you/he/she} use {your/his/her} cane? Would you say every time, most times, sometimes, rarely, or never?

CODES

1	EVERY TIME
2	MOST TIMES
3	SOMETIMES
4	RARELY
5	NEVER
	REFUSED
	DON'T KNOW

BOX MO3

VARIABLE NAME(S) AND LABEL(S):

Respondent Interview (ALL) :: MO

NOT ON FILE

IF WALKER FLAG=1 (YES), GO TO MO3
ELSE GO TO BOX MO4

MO3

VARIABLE NAME(S) AND LABEL(S):

mo12outwalkr

R12 MO3 WALKER USED OUTSIDE

QUESTION TEXT:

SHOW CARD MO2

In the last month, when {you/SP} left {your/his/her} {home/building} to go outside, how often did {you/he/she} use {your/his/her} walker? Would you say every time, most times, sometimes, rarely, or never?

CODES

- | | |
|---|------------|
| 1 | EVERY TIME |
| 2 | MOST TIMES |
| 3 | SOMETIMES |
| 4 | RARELY |
| 5 | NEVER |
| | REFUSED |
| | DON'T KNOW |

BOX MO4

VARIABLE NAME(S) AND LABEL(S):

NOT ON FILE

If WHEELCHAIR flag = 1 (yes), go to MO4.
Otherwise, go to BOX MO5.

MO4

Respondent Interview (ALL) :: MO

VARIABLE NAME(S) AND LABEL(S):**mo12outwlchr**

R12 MO4 WHEELCHAIR USED OUTSIDE

QUESTION TEXT:

SHOW CARD MO2

In the last month, when {you/SP} left {your/his/her} {home/building} to go outside, how often did {you/he/she} use a wheelchair? Would you say every time, most times, sometimes, rarely, or never?

CODES

- | | |
|---|------------|
| 1 | EVERY TIME |
| 2 | MOST TIMES |
| 3 | SOMETIMES |
| 4 | RARELY |
| 5 | NEVER |
| | REFUSED |
| | DON'T KNOW |

BOX MO5**VARIABLE NAME(S) AND LABEL(S):**

NOT ON FILE

If SCOOTER flag = 1 (yes), go to MO5.
Otherwise, go to MO6.

MO5**VARIABLE NAME(S) AND LABEL(S):****mo12outsctr**

R12 MO5 SCOOTER USED OUTSIDE

QUESTION TEXT:

SHOW CARD MO2

In the last month, when {you/SP} left {your/his/her} {home/building} to go outside, how often did {you/he/she} use a scooter? Would you say every time, most times, sometimes, rarely, or never?

CODES

- | | |
|---|------------|
| 1 | EVERY TIME |
| 2 | MOST TIMES |
| 3 | SOMETIMES |
| 4 | RARELY |
| 5 | NEVER |
| | REFUSED |
| | DON'T KNOW |

MO6

VARIABLE NAME(S) AND LABEL(S):

mo12outhlp R12 MO6 HELP GO OUTSIDE

DISPLAY INSTRUCTIONS:

If FACILITY flag = 1 (YES), display "a staff person from the place where {you live/{he/she} {lives/lived}},".
 If DECEASED flag = 1 (YES), display "of {his/her} life" and "lived".
 Otherwise, display "lives" and "leave {your/his/her} {home/building} to".

QUESTION TEXT:

In the last month {of {his/her} life}, did anyone ever help {you/SP} {leave {your/his/her} {home/building} to} go outside?

IF NEEDED: This includes family, friends, {a staff person from the place where {you live/{he/she} {lives/lived}}, or someone paid to help {you/him/her}.

CODES

- | | |
|---|------------|
| 1 | YES |
| 2 | NO |
| | REFUSED |
| | DON'T KNOW |

BOX MO6A

VARIABLE NAME(S) AND LABEL(S):

NOT ON FILE

If DECEASED flag = 1 (YES) and MO6 = 2 (NO), RF, or DK, go to BOX MO12.
 Else if MO6 = 2 (NO), RF, or DK, go to MO8.
 Otherwise, go to MO6A.

MO6a

VARIABLE NAME(S) AND LABEL(S):

op12outhlp	R12 MO6A HELPS SP GO OUTSIDE
op12relatnshp	R12 RELASHIP TO SP UPDATE AND NEW

DISPLAY INSTRUCTIONS:

Display HELPER RELATIONSHIP CODE LIST.

Display person roster with FIRST NAME, LAST NAME, and RELATIONSHIP TO SP. Allow entry for FIRST NAME, LAST NAME, and RELATIONSHIP TO SP fields.

If DECEASED flag = 1 (YES), display "lived".
Otherwise, display "lives" and "(leave {your/his/her} {home/building} to)".

If FACILITY flag = 1 (YES), display "a staff person from the place where {you live/{he/she} {lives/lived},}".

If FACILITY flag=1 (YES) or RETIREMENT COMMUNITY flag=1(YES), display SERVICE/SOMEONE FROM THE PLACE SP LIVES/LIVED on the roster.

Display "first" and "last" in underlined text.

QUESTION TEXT:

Who helped {you/SP} do that ({leave {your/his/her} {home/building} to} go outside)?

IF NEEDED: This includes family, friends, {a staff person from the place where {you live/{he/she} {lives/lived},} or someone paid to help {you/{him/her}}.

PROBE: Anyone else?

SELECT ALL THAT APPLY

IF PERSON NAMED IS NOT ON THE ROSTER, PRESS CTRL/P TO ADD A PERSON

MO6b. [What is (his/her) first name?] CONFIRM SPELLING

MO6c. [What is (his/her) last name?] CONFIRM SPELLING

MO6d. [What is (his/her) relationship to {you/SP}?] PRESS F1 FOR HELP SCREEN

CODES

5	DAUGHTER-IN-LAW
6	SON-IN-LAW
9	SISTER
10	BROTHER
11	SISTER-IN-LAW
12	BROTHER-IN-LAW
13	MOTHER
14	STEPMOTHER
15	MOTHER-IN-LAW
16	FATHER
17	STEPFATHER

18	FATHER-IN-LAW
19	GRANDDAUGHTER
20	GRANDSON
21	NIECE
22	NEPHEW
23	AUNT
24	UNCLE
25	COUSIN
26	STEPDAUGHTER'S SON/DAUGHTER
27	STEPSON'S SON/DAUGHTER
28	DAUGHTER-IN-LAW'S SON/DAUGHTER
29	SON-IN-LAW'S SON/DAUGHTER
30	BOARDER/RENTER
31	PAID AIDE/HOUSEKEEPER/EMPLOYEE
32	ROOMMATE
33	EX-SPOUSE/PARTNER
34	BOYFRIEND/GIRLFRIEND
35	NEIGHBOR
36	FRIEND
91	OTHER RELATIVE
92	OTHER NONRELATIVE

PROGRAMMER INSTRUCTIONS:

For each roster selection/addition at MO6, set HELPSGOOUTSIDE flag = 1 (yes).
If DECEASED flag = 1 (YES), go to BOX MO12.

MO7

VARIABLE NAME(S) AND LABEL(S):

mo12outslf R12 MO7 LEFT BY YOURSELF

DISPLAY INSTRUCTIONS:

DISPLAY "by {yourself/himself/herself}" IN BOLD UNDERLINED TEXT

QUESTION TEXT:

SHOW CARD MO3

In the last month, when {you/SP} left {your/his/her} {home/building} to go outside, how often did {you/{he/she}} do this by {yourself/himself/herself}? Would you say most times, sometimes, rarely, or never?

CODES

1	MOST TIMES	
2	SOMETIMES	
3	RARELY	
4	NEVER	MO9
	REFUSED	
	DON'T KNOW	

Respondent Interview (ALL) :: MO

MO8

VARIABLE NAME(S) AND LABEL(S):

mo12outdif R12 MO8 HOW DIFFICULT

DISPLAY INSTRUCTIONS:

DISPLAY "by {yourself/himself/herself}" IN BOLD UNDERLINED TEXT

If MO2 = 1,2,3, or 4 (uses cane when leaving building or MO3 = 1,2,3, or 4 (uses walker when leaving building) or MO4 = 1,2,3, or 4 (uses wheelchair when leaving building) or MO5 = 1,2,3, or 4 (uses scooter when leaving building), display "when {you/SP} used {your/his/her} {cane/walker/wheelchair/scooter}".

If MO2 = 1,2,3, or 4 (uses cane when leaving building), display "cane".

If MO3 = 1,2,3, or 4 (uses walker when leaving building), display "walker".

If MO4 = 1,2,3, or 4 (uses wheelchair when leaving building), display "wheelchair".

If MO5 = 1,2,3, or 4 (uses scooter when leaving building), display "scooter".

If more than one (MO2, MO3, MO4, MO5) = 1,2,3, or 4 (used inside), insert "or" between the names of the devices.

QUESTION TEXT:

In the last month, {when {you/SP} used {your/his/her} {cane / walker / wheelchair / scooter}}, how much difficulty did {you/{he/she}} have leaving {your/his/her} {home/building} to go outside by {yourself/himself/herself}? Would you say none, a little, some, or a lot?

CODES

- | | |
|---|------------|
| 1 | NONE |
| 2 | A LITTLE |
| 3 | SOME |
| 4 | A LOT |
| | REFUSED |
| | DON'T KNOW |

MO9

VARIABLE NAME(S) AND LABEL(S):

mo12outyrgo R12 MO9 HOW OFTEN LEAVE

DISPLAY INSTRUCTIONS:

DISPLAY "a year ago" IN BOLD UNDERLINED TEXT

QUESTION TEXT:

Compared to a year ago, {do you/does SP} now leave {your/his/her} {home/building} more often, less often, or about the same?

CODES

- | | |
|---|----------------|
| 1 | MORE OFTEN |
| 2 | LESS OFTEN |
| 3 | ABOUT THE SAME |
| | REFUSED |
| | DON'T KNOW |

BOX MO10

VARIABLE NAME(S) AND LABEL(S):

NOT ON FILE

If MO6 = 2 (no help to go outside) and MO8 = 1 (no difficulty going outside by self), go to MO11PRE.
Otherwise, go to MO10.

MO10

VARIABLE NAME(S) AND LABEL(S):

mo12outwout R12 MO10 STAYED IN NO HELP

DISPLAY INSTRUCTIONS:

DISPLAY "by {yourself/himself/herself} IN BOLD UNDERLINED TEXT

If MO1 = 5 (never left building) or MO7 = 4 (never left building by self), display “no one was there to help {you/him/her} go out”.

Otherwise display "{you/he/she} had difficulty going out by {yourself/himself/herself}”.

QUESTION TEXT:

In the last month, did {you/SP} ever have to stay in {your/his/her} {home/building} because {no one was there to help {you/him/her} go out/ {you/he/she} had difficulty going out by {yourself/himself/herself}}?

CODES

- | | |
|---|------------|
| 1 | YES |
| 2 | NO |
| | REFUSED |
| | DON'T KNOW |

MO11PRE

VARIABLE NAME(S) AND LABEL(S):

NOT ON FILE

DISPLAY INSTRUCTIONS:

If STRUCTURE flag = 2 (multi-unit), display “or building”.

QUESTION TEXT:

These next few questions are about getting around inside {your/SP’s} home {or building}.

PRESS 1 AND ENTER TO CONTINUE

BOX MO11

VARIABLE NAME(S) AND LABEL(S):

NOT ON FILE

If STRUCTURE flag = 2 (multi-unit), go to Mo11
Otherwise, go to BOX MO12.

MO11

VARIABLE NAME(S) AND LABEL(S):

mo12oftgoarea R12 MO11 HOW OFTEN GO OTHER AREAS

DISPLAY INSTRUCTIONS:

If FACILITY flag = 1 (yes), display “{apartment/room/unit/suite/other}”.
Otherwise, display “home”.

QUESTION TEXT:

SHOW CARD MO1

In the last month, how often did {you /SP} leave {your/his/her} {home/{apartment/room/unit/suite/other}} to go into other areas of the building? Would you say every day, most days, some days, rarely, or never?

CODES

1	EVERY DAY (7 DAYS A WEEK)	BOX MO13
2	MOST DAYS (5-6 DAYS A WEEK)	BOX MO13
3	SOME DAYS (2-4 DAYS A WEEK)	BOX MO13
4	RARELY (ONCE A WEEK OR LESS)	BOX MO13
5	NEVER	

REFUSED
DON'T KNOW

BOX MO12

VARIABLE NAME(S) AND LABEL(S):

NOT ON FILE

If DECEASED flag = 1 (YES) and MO1 = 5 (NEVER LEFT HOME), go to MO12.
Else if DECEASED flag = 1 (YES), go to MO18.

Else if STRUCTURE flag = 2 (multi-unit) and MO1 = 5 (never leave building) and MO11= 5 (never go to other parts of building), go to MO12.

Else if [STRUCTURE flag = 1 (single home) or STRUCTURE flag = 3 (Other)] and MO1 = 5 (never leave home), go to MO12.

Otherwise, go to BOX MO13.

MO12

VARIABLE NAME(S) AND LABEL(S):

mo12oflvslepr R12 MO12 HOW OFTN LEAVE BEDROOM

DISPLAY INSTRUCTIONS:

If DECEASED flag = 1 (YES), display "of {his/her} life" and "slept".
Otherwise, display "sleeps".

QUESTION TEXT:

SHOW CARD MO1

In the last month {of {his/her} life}, how often did {you/SP} leave the room where {you sleep/{he/she} {sleeps/slept}}? Would you say every day, most days, some days, rarely, or never?

CODES

- | | |
|---|------------------------------|
| 1 | EVERY DAY (7 DAYS A WEEK) |
| 2 | MOST DAYS (5-6 DAYS A WEEK) |
| 3 | SOME DAYS (2-4 DAYS A WEEK) |
| 4 | RARELY (ONCE A WEEK OR LESS) |
| 5 | NEVER |
| | REFUSED |
| | DON'T KNOW |

PROGRAMMER INSTRUCTIONS:

If MO12 = 5 (never leaves room), set DIDN'T LEAVE ROOM SLEEPS flag = 1 (yes).

BOX MO13

VARIABLE NAME(S) AND LABEL(S):

NOT ON FILE

If DECEASED flag = 1 (YES), and Mo12 = 5 (NEVER), go to MO25.
Else if DECEASED = 1 (YES), go to MO18.
Else if MO12 = 5 (NEVER), go to MO23.
Else if CANE flag = 1 (YES), go to MO13.
Otherwise, go to BOX MO14.

MO13

VARIABLE NAME(S) AND LABEL(S):

mo12insdcane R12 MO13 OFTEN USED CANE INSIDE

DISPLAY INSTRUCTIONS:

If STRUCTURE flag = 2 (multi-unit), display "or building".

QUESTION TEXT:

SHOW CARD MO2

In the last month, when {you/SP} walked around inside {your/his/her} home {or building}, how often did {you/SP} use {your/his/her} cane? Would you say every time, most times, sometimes, rarely, or never?

CODES

- | | |
|---|------------|
| 1 | EVERY TIME |
| 2 | MOST TIMES |
| 3 | SOMETIMES |
| 4 | RARELY |
| 5 | NEVER |
| | REFUSED |
| | DON'T KNOW |

BOX MO14

VARIABLE NAME(S) AND LABEL(S):

NOT ON FILE

If WALKER flag = 1 (yes), go to MO14.
Otherwise, go to BOX MO15.

MO14

VARIABLE NAME(S) AND LABEL(S):

mo12insdwalkr R12 MO14 OFTEN USED WALKER INSIDE

DISPLAY INSTRUCTIONS:

If STRUCTURE flag = 2 (multi-unit), display “or building”.

QUESTION TEXT:

SHOW CARD MO2

In the last month, when {you/SP} walked around inside {your/his/her} home {or building}, how often did {you/he/she} use {your /his/her} walker? Would you say every time, most times, sometimes, rarely, or never?

CODES

1	EVERY TIME
2	MOST TIMES
3	SOMETIMES
4	RARELY
5	NEVER
	REFUSED
	DON'T KNOW

BOX MO15

VARIABLE NAME(S) AND LABEL(S):

NOT ON FILE

If WHEELCHAIR HOME flag = 1 (yes), go to MO15.
Otherwise, go to BOX MO16.

MO15

VARIABLE NAME(S) AND LABEL(S):**mo12insdwlchr**

R12 MO15 OFT USD WHEELCHAR INSIDE

DISPLAY INSTRUCTIONS:

If STRUCTURE flag = 2 (multi-unit), display “or building”.

QUESTION TEXT:

SHOW CARD MO2

In the last month, when {you/SP} went around inside {your/his/her} home {or building}, how often did {you/he/she} use {your/his/her} wheelchair? Would you say every time, most times, sometimes, rarely, or never?

CODES

- | | |
|---|------------|
| 1 | EVERY TIME |
| 2 | MOST TIMES |
| 3 | SOMETIMES |
| 4 | RARELY |
| 5 | NEVER |
| | REFUSED |
| | DON'T KNOW |

BOX MO16**VARIABLE NAME(S) AND LABEL(S):**

NOT ON FILE

If SCOOTER HOME flag = 1 (yes), go to MO16.
Otherwise, go to MO17.

MO16**VARIABLE NAME(S) AND LABEL(S):****mo12insdsctr**

R12 MO16 OFTEN USD SCOOTER INSIDE

DISPLAY INSTRUCTIONS:

If STRUCTURE flag = 2 (multi-unit), display “or building”.

QUESTION TEXT:

SHOW CARD MO2

In the last month, when {you/SP} went around inside {your/his/her} home {or building}, how often did

{you/he/she} use {your/his/her} scooter? Would you say every time, most times, sometimes, rarely, or never?

CODES

- | | |
|---|------------|
| 1 | EVERY TIME |
| 2 | MOST TIMES |
| 3 | SOMETIMES |
| 4 | RARELY |
| 5 | NEVER |
| | REFUSED |
| | DON'T KNOW |

MO17

VARIABLE NAME(S) AND LABEL(S):

mo12oftholdwl R12 MO17 OFTEN HOLD WALLS INSIDE

DISPLAY INSTRUCTIONS:

If STRUCTURE flag = 2 (multi-unit), display "or building".

QUESTION TEXT:

SHOW CARD MO2

In the last month, when {you/SP} went around inside {your/his/her} home {or building}, how often did {you/he/she} hold onto walls or furniture? Would you say every time, most times, sometimes, rarely, or never?

CODES

- | | |
|---|------------|
| 1 | EVERY TIME |
| 2 | MOST TIMES |
| 3 | SOMETIMES |
| 4 | RARELY |
| 5 | NEVER |
| | REFUSED |
| | DON'T KNOW |

MO18

VARIABLE NAME(S) AND LABEL(S):

mo12insdhlp R12 MO18 GOT HELP INSIDE

DISPLAY INSTRUCTIONS:

If DECEASED flag = 1 (YES), display "of {his/her} life" and "lived".
Otherwise, display "lives" and "{your/his/her} home {or building}".

If STRUCTURE flag = 2 (multi-unit), display "or building".

If FACILITY flag = 1 (YES), display "a staff person from the place where {you live/{he/she} {lives/lived}},".

QUESTION TEXT:

In the last month {of {his/her} life}, did anyone ever help {you/SP} get around inside {{your/his/her} home {or building}}?

IF NEEDED: This includes family, friends, {a staff person from the place where {you live/{he/she} {lives/lived}}, or someone paid to help {you/{him/her}}.

CODES

- | | |
|---|------------|
| 1 | YES |
| 2 | NO |
| | REFUSED |
| | DON'T KNOW |

BOX MO19A

VARIABLE NAME(S) AND LABEL(S):

NOT ON FILE

If DECEASED flag = 1 (YES) and MO18 = 2 (NO), RF, or DK, go to MO25.
Else if MO18 = 2 (NO), RF, or DK, go to MO21.
Otherwise, go to MO19A.

MO19A

VARIABLE NAME(S) AND LABEL(S):

- | | |
|---------------|-----------------------------------|
| op12insdhl | R12 MO19A HELPS SP INSIDE HOUSE |
| op12relatnshp | R12 RELASHIP TO SP UPDATE AND NEW |

DISPLAY INSTRUCTIONS:

Display HELPER RELATIONSHIP CODE LIST.

If DECEASED flag = 1 (YES), display "lived".
Otherwise, display "lives" and "{your/SP's} home {or building}."

If FACILITY flag = 1 (YES), display "a staff person from the place where {you live/{he/she} {lives/lived}},".

If STRUCTURE flag = 2 (multi-unit), display "or building".

Display person roster with FIRST NAME, LAST NAME, and RELATIONSHIP TO SP. Allow entry for FIRST

Respondent Interview (ALL) :: MO

NAME, LAST NAME, and RELATIONSHIP TO SP fields.

If FACILITY flag=1(YES) or RETIREMENT COMMUNITY flag=1(YES), display SERVICE/SOMEONE FROM THE PLACE SP LIVES/LIVED on the person roster.

Display "first" and "last" in underlined text.

QUESTION TEXT:

Who helped with that (getting around inside {{your/SP's} home {or building}})?

IF NEEDED: This includes family, friends, {a staff person from the place where {you live/{he/she} {lives/lived}}, or someone paid to help {you/{him/her}}.

PROBE: Anyone else?

SELECT ALL THAT APPLY

IF PERSON NAMED IS NOT ON THE ROSTER, PRESS CTRL/P TO ADD A PERSON

MO19b. [What is (his/her) first name?] CONFIRM SPELLING

MO19c. [What is (his/her) last name?] CONFIRM SPELLING

MO19d. [What is {his/her} relationship to {you/SP}?] PRESS F1 FOR HELP SCREEN

CODES

5	DAUGHTER-IN-LAW
6	SON-IN-LAW
9	SISTER
10	BROTHER
11	SISTER-IN-LAW
12	BROTHER-IN-LAW
13	MOTHER
14	STEPMOTHER
15	MOTHER-IN-LAW
16	FATHER
17	STEPFATHER
18	FATHER-IN-LAW
19	GRANDDAUGHTER
20	GRANDSON
21	NIECE
22	NEPHEW
23	AUNT
24	UNCLE
25	COUSIN
26	STEPDAUGHTER'S SON/DAUGHTER
27	STEPSON'S SON/DAUGHTER
28	DAUGHTER-IN-LAW'S SON/DAUGHTER
29	SON-IN-LAW'S SON/DAUGHTER
30	BOARDER/RENTER
31	PAID AIDE/HOUSEKEEPER/EMPLOYEE

32	ROOMMATE
33	EX-SPOUSE/PARTNER
34	BOYFRIEND/GIRLFRIEND
35	NEIGHBOR
36	FRIEND
91	OTHER RELATIVE
92	OTHER NONRELATIVE

PROGRAMMER INSTRUCTIONS:

For each roster selection/addition at MO19, set HELPSAROUNDINSIDE flag = 1 (YES).

BOX MO20

VARIABLE NAME(S) AND LABEL(S):

NOT ON FILE

If DECEASED FLAG=1 (YES), go to MO25.

Otherwise, go to MO20.

MO20

VARIABLE NAME(S) AND LABEL(S):

mo12insdslf R12 MO20 HOW OFTEN BY YOURSELF

DISPLAY INSTRUCTIONS:

DISPLAY "by {yourself/himself/herself}" IN BOLD UNDERLINED TEXT

If STRUCTURE flag = 2 (multi-unit), display "or building,".

Otherwise, display only the comma after "home"

QUESTION TEXT:

SHOW CARD MO3

In the last month, when {you/SP} went around inside {your/his/her} home{,/or building,} how often did {you/he/she} do this by {yourself/himself/herself}? Would you say most times, sometimes, rarely, or never?

CODES

1	MOST TIMES	
2	SOMETIMES	
3	RARELY	
4	NEVER	MO22
	REFUSED	
	DON'T KNOW	

Respondent Interview (ALL) :: MO

MO21

VARIABLE NAME(S) AND LABEL(S):

mo12insddif R12 MO21 HOW DIFF GET ARD W DEVICE

DISPLAY INSTRUCTIONS:

DISPLAY "by {yourself/himself/herself}" IN BOLD UNDERLINED TEXT

If MO13 = 1,2,3, or 4 (used cane inside) or MO14 = 1,2,3, or 4 (used walker inside) or MO15 = 1,2,3, or 4 (used wheelchair inside) or MO16 = 1,2,3, or 4 (used scooter inside), display "when {you/SP} used {your/his/her} {cane/walker/wheelchair/scooter}".

If MO13 = 1,2,3, or 4 (used cane inside), display "cane".

If MO14 = 1,2,3, or 4 (used walker inside), display "walker".

If MO15 = 1,2,3, or 4 (used wheelchair inside), display "wheelchair".

If MO16 = 1,2,3, or 4 (used scooter inside), display "scooter".

If more than one (MO13,, MO14, MO15, MO16) = 1,2,3, or 4 (used inside), insert "or" between the names of the devices.

If STRUCTURE flag = 2 (multi-unit), display "or building".

QUESTION TEXT:

In the last month, {when {you/SP} used {your/his/her} {cane/walker/wheelchair/scooter},} how much difficulty did {you/SP} have getting around inside {your/his/her} home {or building} by {yourself/himself/herself}?
Would you say none, a little, some, or a lot?

CODES

1	NONE
2	A LITTLE
3	SOME
4	A LOT
	REFUSED
	DON'T KNOW

MO22

VARIABLE NAME(S) AND LABEL(S):

mo12insdyrgo R12 MO22 HOW OFTEN COMPRED YR AGO

DISPLAY INSTRUCTIONS:

If STRUCTURE flag = 2 (multi-unit), display "or building".

DISPLAY "a year ago" IN BOLD UNDERLINED TEXT

QUESTION TEXT:

Compared to a year ago, {do you/does SP} now go around {your/his/her} home {or building} more often, less often, or about the same?

CODES

- | | |
|---|----------------|
| 1 | MORE OFTEN |
| 2 | LESS OFTEN |
| 3 | ABOUT THE SAME |
| | REFUSED |
| | DON'T KNOW |

BOX MO23**VARIABLE NAME(S) AND LABEL(S):**

NOT ON FILE

If MO18 = 2 (did not get help getting around inside) and MO21= 1 (no difficulty getting around inside), go to MO24PRE.
Otherwise, go to MO23.

MO23**VARIABLE NAME(S) AND LABEL(S):**

mo12insdwout R12 MO23 PLACES INSIDE DID NOT GO

DISPLAY INSTRUCTIONS:

DISPLAY "by {yourself/himself/herself}" IN BOLD UNDERLINED TEXT

If STRUCTURE flag = 2 (multi-unit), display "or building".

If MO20 = 4 (never went around inside by self) or MO12 = 5 (never left room where slept), display "no one was there to help {you/him/her}".

Otherwise display "it was too difficult to go there by {yourself/himself/herself}".

QUESTION TEXT:

In the last month, were there any places in {your/SP's} home {or building} that {you/he/she} did not go because {no one was there to help {you/him/her}/it was too difficult to go there by {yourself/himself/herself}}?

CODES

- | | |
|---|------------|
| 1 | YES |
| 2 | NO |
| | REFUSED |
| | DON'T KNOW |

MO24PRE

VARIABLE NAME(S) AND LABEL(S):

NOT ON FILE

QUESTION TEXT:

These next few questions are about getting in and out of bed.

PRESS 1 AND ENTER TO CONTINUE

BOX MO24

VARIABLE NAME(S) AND LABEL(S):

NOT ON FILE

If CANE flag = 1 (yes) or WALKER flag = 1 (yes), go to MO24.
Otherwise, go to MO25.

MO24

VARIABLE NAME(S) AND LABEL(S):

mo12beddev

R12 MO24 OUT OF BED USED DEVICE

DISPLAY INSTRUCTIONS:

If CANE flag = 1 (yes) and WALKER flag is null, display "cane".

If CANE flag = 1 (yes) and WALKER flag = 1 (yes), display "cane or walker".

If CANE flag is null and WALKER flag = 1 (yes), display "walker".

QUESTION TEXT:

SHOW CARD MO2

In the last month, when {you/SP} got out of bed, how often did {you/he/she} use {your/his/her} {cane / walker / cane or walker} to help? Would you say every time, most times, sometimes, rarely, or never?

CODES

1

EVERY TIME

- | | |
|---|------------|
| 2 | MOST TIMES |
| 3 | SOMETIMES |
| 4 | RARELY |
| 5 | NEVER |
| | REFUSED |
| | DON'T KNOW |

MO25

VARIABLE NAME(S) AND LABEL(S):

mo12bedhlp R12 MO25 GOT HELP OUT OF BED

DISPLAY INSTRUCTIONS:

If FACILITY flag = 1 (yes), display "a staff person from the place where {you live/{he/she} {lives/lived}},".

If DECEASED flag = 1 (YES), display "of {his/her} life" and "lived".
Otherwise, display "lives".

QUESTION TEXT:

In the last month {of {his/her} life}, did anyone ever help {you/SP} get out of bed?

IF NEEDED: This includes family, friends, {a staff person from the place where {you live/{he/she} {lives/lived}}}, or someone paid to help {you/him/her}.

CODES

- | | |
|---|------------|
| 1 | YES |
| 2 | NO |
| | REFUSED |
| | DON'T KNOW |

BOX MO25A

VARIABLE NAME(S) AND LABEL(S):

NOT ON FILE

If DECEASED flag = 1 (YES) and MO25 = 2 (NO), RF, or DK, go to Section DM - Duration of Mobility Accommodations.

Else if MO25 = 2 (NO), RF, or DK, go to MO27.
Otherwise, go to MO25A.

MO25a

VARIABLE NAME(S) AND LABEL(S):

op12bedhlp	R12 MO25A HELPS SP OUT OF BED
op12relatnshp	R12 RELASHIP TO SP UPDATE AND NEW

DISPLAY INSTRUCTIONS:

Display HELPER RELATIONSHIP CODES.

Display PERSON ROSTER with FIRST NAME, LAST NAME, and RELATIONSHIP TO SP. Allow entry for FIRST NAME, LAST NAME, and RELATIONSHIP TO SP fields.

If FACILITY flag=1(YES) or RETIREMENT COMMUNITY flag=1(YES), display SERVICE/SOMEONE FROM THE PLACE SP LIVES/LIVED on the PERSON ROSTER.

Display "first" and "last" in underlined text.

QUESTION TEXT:

Who helped {you/SP} do that (get out of bed)?

PROBE: Anyone else?

SELECT ALL THAT APPLY

IF PERSON NAMED IS NOT ON THE ROSTER, PRESS CTRL/P TO ADD A PERSON.

MO25b. [What is (his/her) first name?] CONFIRM SPELLING

MO25c. [What is (his/her) last name?] CONFIRM SPELLING

MO25d. [What is (his/her) relationship to {you/SP}?] PRESS F1 FOR HELP SCREEN

CODES

5	DAUGHTER-IN-LAW
6	SON-IN-LAW
9	SISTER
10	BROTHER
11	SISTER-IN-LAW
12	BROTHER-IN-LAW
13	MOTHER
14	STEPMOTHER
15	MOTHER-IN-LAW
16	FATHER
17	STEPFATHER
18	FATHER-IN-LAW
19	GRANDDAUGHTER
20	GRANDSON
21	NIECE
22	NEPHEW

23	AUNT
24	UNCLE
25	COUSIN
26	STEPDAUGHTER'S SON/DAUGHTER
27	STEPSON'S SON/DAUGHTER
28	DAUGHTER-IN-LAW'S SON/DAUGHTER
29	SON-IN-LAW'S SON/DAUGHTER
30	BOARDER/RENTER
31	PAID AIDE/HOUSEKEEPER/EMPLOYEE
32	ROOMMATE
33	EX-SPOUSE/PARTNER
34	BOYFRIEND/GIRLFRIEND
35	NEIGHBOR
36	FRIEND
91	OTHER RELATIVE
92	OTHER NONRELATIVE

PROGRAMMER INSTRUCTIONS:

For each roster selection/addition at MO25, set HELPSOUTOFBED flag = 1 (YES).

BOX MO26

VARIABLE NAME(S) AND LABEL(S):

NOT ON FILE

If DECEASED flag = 1 (YES), go to Section DM - Duration of Mobility Accommodations.

Otherwise, go to MO26.

MO26

VARIABLE NAME(S) AND LABEL(S):

m012bedslf R12 MO26 OFT GOT OUT BED BY SLF

DISPLAY INSTRUCTIONS:

DISPLAY "by {yourself/himself/herself}" IN BOLD UNDERLINED TEXT

QUESTION TEXT:

SHOW CARD MO3

In the last month, when {you/SP} got out of bed, how often did {you/he/she} do this by {yourself/himself/herself}? Would you say most times, sometimes, rarely, or never?

CODES

1	MOST TIMES	
2	SOMETIMES	
3	RARELY	
4	NEVER	MO28
	REFUSED	
	DON'T KNOW	

MO27**VARIABLE NAME(S) AND LABEL(S):**

mo12beddif R12 MO27 DIFF GET OUT BED BY SELF

DISPLAY INSTRUCTIONS:

DISPLAY "by {yourself/himself/herself}" IN BOLD UNDERLINED TEXT

If MO24 = 1,2,3, or 4 (used cane or walker to get out of bed), display "when {you/SP} used {your/his/her} {cane/walker/cane or walker}".

If CANE flag = 1 (yes) and WALKER flag is null, display "cane".

If CANE flag = 1 (yes) and WALKER flag = 1 (yes), display "cane or walker".

If CANE flag is null and WALKER flag = 1 (yes), display "walker".

QUESTION TEXT:

In the last month, {when {you/SP} used {your/his/her} {cane/walker/cane or walker}} how much difficulty did {you/he/she} have getting out of bed by {yourself/himself/herself}? Would you say none, a little, some, or a lot?

CODES

1	NONE
2	A LITTLE
3	SOME
4	A LOT
	REFUSED
	DON'T KNOW

BOX MO28**VARIABLE NAME(S) AND LABEL(S):**

NOT ON FILE

If MO25 = 2 (no help getting out of bed) and MO27 = 1 (no difficulty getting out of bed), go to Section DM, Duration of Mobility Accommodations.

Otherwise, go to MO28.

MO28

VARIABLE NAME(S) AND LABEL(S):

mo12bedwout R12 MO28 OFTEN HAD TO STAY IN BED

DISPLAY INSTRUCTIONS:

DISPLAY "by {yourself/himself/herself}" IN BOLD UNDERLINED TEXT

If MO26 = 4 (never got out of bed by self), display “no one was there to help {you/him/her}”.

Otherwise display "it was too difficult to get out of bed by {yourself/himself/herself}".

QUESTION TEXT:

In the last month, did {you/SP} ever have to stay in bed because {no one was there to help {you/him/her}/ it was too difficult to get out of bed by {yourself/himself/herself}}?

CODES

1	YES
2	NO
	REFUSED
	DON'T KNOW

PROGRAMMER INSTRUCTIONS:

Go to Section DM – Duration of Mobility Accommodations.

Derived Variables from Items in the MO Section

VARIABLE NAME(S) AND LABEL(S):

mo12doutsfdf	R12 D GO OUTSIDE SELF
mo12doutdevi	R12 D GO OUTSIDE USING DEVICES
mo12douthelp	R12 D GO OUTSIDE USING HELP
mo12dinsdsfdf	R12 D MOVE INSIDE SELF
mo12dinsddevi	R12 D MOVE INSIDE WITH DEVICES
mo12dinsdhelp	R12 D MOVE INSIDE WITH HELP
mo12dbedsfdf	R12 D GET OUT OF BED
mo12dbeddevi	R12 D DEVICE USE 2 GET OUT OF BED
mo12dbedhelp	R12 D HELP TO GET OUT OF BED

Flag Variables Set in the MO Section

VARIABLE NAME(S) AND LABEL(S):

fl12didntleav	R12 F MO SP DID NOT LEAVE HOME
fl12ntlvrmslp	R12 F MO SP DID NOT LEAVE BEDROOM

Respondent Interview (ALL)

Section DM [DURATION OF MOBILITY ACCOMMODATIONS]

Sequence: 25

BOX DM1

VARIABLE NAME(S) AND LABEL(S):

NOT ON FILE

If NEWSAMPLE flag = 1 (YES) and [MO6, MO18, and MO25 <> 1 (YES)], go to DM1.
Else if NEWSAMPLE flag = 1 (YES), go to DM2.

If DECEASED flag = 1 (YES) and (LAST INT Status = 64 or 61), go to Section SC – Self-Care Activities.
Else if (LAST INT Status=64), go to Section DT – Driving & Transportation.

Else if DECEASED flag=1 (YES) and [Combined MONTH OF DEATH and YEAR OF DEATH= Combined LAST INT interview month and LAST INT interview year or the month after the LAST INT interview month and LAST INT interview year(LAST INT interview month+1) or Month of Death=DK or RF], go to Section SC – Self-Care Activities.

Else if [LAST INT MO6, MO18, and MO25 <>1 (YES)] and [CURRENT INT MO6, MO18, or MO25 = 1 (YES)], go to DM3C.
Else if [LAST INT MO6, MO18, or MO25 = 1 (YES)] and [CURRENT INT MO6, MO18, and MO25 <>1 (YES)], go to DM3D.
Else if [LAST INT MO6, MO18, OR MO25 = 1 (YES)] and [CURRENT INT MO6, MO18, OR MO25 = 1 (YES)], go to DM3E.

Otherwise, go to DM1.

DM1

VARIABLE NAME(S) AND LABEL(S):

dm12helpmobil

R12 DM1 GET HELP WITH MOBILITY

DISPLAY INSTRUCTIONS:

If NEWSAMPLE flag = 1 (YES), display “In the last year”.

If DECEASED flag = 1 (YES), display "Between" and "{LAST INT MONTH AND YEAR}" and "and {MONTH AND YEAR OF DEATH}" and "inside, or going outside".

Otherwise if NEWSAMPLE flag <> 1 (YES), display "Since" and "{LAST INT MONTH AND YEAR}" and "{your/his/her} home {or building}, or {leaving {your/his/her} home/leaving {your/his/her} building}".

If DECEASED flag <>1 (YES) and STRUCTURE flag = 2 (MULTI-UNIT), display “or building”, and “leaving {your/his/her} building”.

Otherwise, if DECEASED flag <>1 (YES) and STRUCTURE flag <> 2 (MULTI-UNIT), display “leaving {your/his/her} home”.

Display "year" in bold underlined text.

Respondent Interview (ALL) :: DM

QUESTION TEXT:

{In the last year/Between/Since} {LAST INT MONTH AND YEAR} {and {MONTH AND YEAR OF DEATH}}, did {you/SP} ever get help with getting out of bed, getting around {inside, or going outside} {{your/his/her} home {or building}, or {leaving {your/his/her} home/leaving {your/his/her} building}}?

CODES

1	YES	
2	NO	BOX DM4
	REFUSED	BOX DM4
	DON'T KNOW	BOX DM4

BOX DM2**VARIABLE NAME(S) AND LABEL(S):**

NOT ON FILE

If NEWSAMPLE flag = 1 (YES), go to DM3B.
Otherwise, go to DM3C.

DM2**VARIABLE NAME(S) AND LABEL(S):**

dm12helpyrmor R12 DM2 GETTING HELP YR OR MORE

DISPLAY INSTRUCTIONS:

If MO25=1 (YES), display “getting out of bed”.
If MO18=1 (YES), display “getting around {your/his/her} home {or building}”.
If MO6=1 (YES), display “leaving {your/his/her} home/leaving {your/his/her} building”.

If more than one activity displayed, display “or” between each one.

If STRUCTURE flag = 2 (MULTI-UNIT), display “or building”, and “leaving {your/his/her} building”.
Otherwise, display “leaving {your/his/her} home”.

QUESTION TEXT:

{Have you/Has SP} been getting help with {getting out of bed} {getting around {your/his/her} home {or building}} {leaving {your/his/her} home/leaving {your/his/her} building} for a year or more?

IF NEEDED: {Were you/Was SP} getting help before {CURRENT MONTH AND YEAR - 1 YEAR}?

CODES

1	YES, A YEAR OR MORE
---	---------------------

2	NO, LESS THAN A YEAR	DM3B
	REFUSED	BOX DM4
	DON'T KNOW	BOX DM4

DM3A

VARIABLE NAME(S) AND LABEL(S):

dm12yrsgethlp R12 DM3A HOW MANY YRS GETTING HELP

DISPLAY INSTRUCTIONS:

If only one activity displayed at DM2, display “that”.
If more than one activity displayed at DM2, display “any of these activities”.

QUESTION TEXT:

About how many years {have you/has SP} been getting help with {that/any of these activities}?

ENTER NUMBER OF YEARS

ENTER 997 IF GETTING HELP SINCE BIRTH/ENTIRE LIFE

ENTER NUMBER

Range	1 to 120
Soft Range	1 to 50
REFUSED	
DON'T KNOW	

PROGRAMMER INSTRUCTIONS:

Hard range: 1-120 or 997.
Soft range: 1-50.
Go to BOX DM4

DM3B

VARIABLE NAME(S) AND LABEL(S):

dm12mthgethlp R12 DM3B MNTH FIRST LAST GET HLP

DISPLAY INSTRUCTIONS:

If DM1 = 1 (HELP IN LAST YEAR), display “last” and “any of these activities”.

If DM2 = 2 (HELP FOR LESS THAN A YEAR) and only one activity displayed at DM2, display “first” and “that”.

If DM2 = 2 (HELP FOR LESS THAN A YEAR) and more than one activity displayed at DM2, display “first” and “any of these activities”.

Display “MONTH” in underlined text.

QUESTION TEXT:

In what month and year since {CURRENT MONTH AND YEAR – 1 YEAR} did {you/SP} {first/last} get help with {that/any of these activities}?

ENTER MONTH

Respondent Interview (ALL) :: DM

ENTER NUMBER

Range	1 to 12
REFUSED	BOX DM4
DON'T KNOW	BOX DM4

DM3B1**VARIABLE NAME(S) AND LABEL(S):**

dm12yrgethlp R12 DM3B YEAR FIRST LAST GET HLP

DISPLAY INSTRUCTIONS:

If DM1 = 1 (HELP IN LAST YEAR), display "last" and "any of these activities".

If DM2 = 2 (HELP FOR LESS THAN A YEAR) and only one activity displayed at DM2, display "first" and "that".

If DM2 = 2 (HELP FOR LESS THAN A YEAR) and more than one activity displayed at DM2, display "first" and "any of these activities".

Display "4-DIGIT YEAR" in underlined text.

QUESTION TEXT:

In what month and year since {CURRENT MONTH AND YEAR – 1 YEAR} did {you/SP} {first/last} get help with {that/any of these activities}?

ENTER 4-DIGIT YEAR

ENTER NUMBER

REFUSED
DON'T KNOW

PROGRAMMER INSTRUCTIONS:

Range: CURRENT YEAR-1 to CURRENT YEAR
Go to BOX DM4.

DM3C**VARIABLE NAME(S) AND LABEL(S):**

dm12helpstmo R12 DM3C MONTH MOBIL HELP STARTED

DISPLAY INSTRUCTIONS:

If DECEASED flag = 1 (YES), display "of {his/her} life".

If DM1 = 1 (YES), do not display the first sentence and display "any of these activities".

Otherwise, display question intro according to the following instructions:

If CURRENT INT MO25 = 1 (YES), display "getting out of bed".

If CURRENT INT MO18 = 1 (YES) and DECEASED flag = 1 (YES), display "getting around inside". Otherwise if CURRENT INT MO18 = 1 (YES), display "getting around {your/his/her} home {or building}".

If CURRENT INT MO6 = 1 (YES) and DECEASED flag = 1 (YES), display "going outside". Otherwise if CURRENT

Respondent Interview (ALL) :: DM

INT MO6 = 1 (YES), display "leaving {your/his/her} home/leaving {your/his/her} building".

If more than one activity displayed, display "and" between each one, and "any of these activities".
Otherwise, if only one activity displayed, display "that".

If STRUCTURE flag = 2 (MULTI-UNIT), display "or building", and "leaving {your/his/her} building".

Display "first" in bold underlined text.

Display "MONTH" in underlined text.

QUESTION TEXT:

{In the last month {of {his/her} life},} {you/SP} got help with {getting out of bed} {{getting around
{your/his/her} home {or building}}/ {{leaving {your/his/her} home/leaving {your/his/her} building }} {{getting
around inside} {going outside}}, and at the time of the last interview in {LAST INT MONTH AND YEAR}, {you
were/{he/she} was} not getting this help.}

In what month and year since {LAST INT MONTH AND YEAR} did {you/SP} first get help with {that/any of
these activities)?

ENTER MONTH

IF LAST INTERVIEW INFORMATION IS INCORRECT, ENTER 90

ENTER NUMBER

Range	1 to 12
REFUSED	BOX DM3D
DON'T KNOW	BOX DM3D

PROGRAMMER INSTRUCTIONS:

Hard range: 1-12 and 90

If DM3C=90, go to BOX DM4

DM3C1

VARIABLE NAME(S) AND LABEL(S):

dm12helpstyr R12 DM3C1 YEAR MOBIL HELP STARTED

DISPLAY INSTRUCTIONS:

Display "4-DIGIT YEAR" in underlined text.

QUESTION TEXT:

[In what month and year since {LAST INT MONTH AND YEAR} did {you/SP} first get help with {that/any of
these activities)?]

ENTER 4-DIGIT YEAR

ENTER NUMBER

REFUSED
DON'T KNOW

PROGRAMMER INSTRUCTIONS:

Soft Range: CURRENT YEAR-1 to CURRENT YEAR

Respondent Interview (ALL) :: DM

Hard Range: R1 INT YEAR to CURRENT YEAR

Combined month and year cannot be before date of last interview. If date is before date of last interview, display error message #15.

BOX DM3D

VARIABLE NAME(S) AND LABEL(S):

NOT ON FILE

If [LAST INT MO6, MO18, and MO25 <>1 (YES)] and [CURRENT INT MO6, MO18, or MO25 = 1 (YES)], go to BOX DM4.

Otherwise, go to DM3D.

DM3D

VARIABLE NAME(S) AND LABEL(S):

dm12helpendmo

R12 DM3D MONTH MOBIL HELP ENDED

DISPLAY INSTRUCTIONS:

If DECEASED flag = 1 (YES), display "of {his/her} life".

If DM1 = 1 (YES), do not display the first sentence and display "any of these activities".

Otherwise display question intro according to the following instructions:

If LAST INT MO25 = 1 (YES), display "getting out of bed".

If LAST INT MO18 = 1 (YES) and DECEASED flag = 1 (YES), display "getting around inside". Otherwise if LAST INT MO18 = 1 (YES), display "getting around {your/his/her} home {or building}".

If LAST INT MO6 = 1 (YES) and DECEASED flag = 1 (YES), display "going outside". Otherwise if LAST INT MO6 = 1 (YES), display "leaving {your/his/her} home/leaving {your/his/her} building".

If more than one activity displayed, display "and" between each one and "any of these activities". Otherwise, if only one activity displayed, display "that".

If LAST INT STRUCTURE flag = 2 (MULTI-UNIT), display "or building", and "leaving {your/his/her} building".

Display "last" in the phrase "last get help" in bold underlined text.

Display "MONTH" in underlined text.

QUESTION TEXT:

{At the time of the last interview in {LAST INT MONTH AND YEAR}, {you/SP} got help with {getting out of bed} {getting around {your/his/her} home {or building}} {leaving {your/his/her} home/leaving {your/his/her} building}} {getting around inside} {going outside}}, and in the last month {of {his/her} life} {you were/{he/she} was} not getting this help.

In what month and year since {LAST INT MONTH AND YEAR} did {you/SP} last get help with {that/any of these activities}?

ENTER MONTH

IF LAST INTERVIEW INFORMATION IS INCORRECT, ENTER 90

ENTER NUMBER

Range	1 to 12
REFUSED	BOX DM4
DON'T KNOW	BOX DM4

PROGRAMMER INSTRUCTIONS:

Hard range: 1-12 and 90

If DM3D=90, go to BOX DM4

DM3D1

VARIABLE NAME(S) AND LABEL(S):

dm12helpendyr R12 DM3D1 YEAR MOBIL HELP ENDED

DISPLAY INSTRUCTIONS:

Display "4-DIGIT YEAR" in underlined text.

QUESTION TEXT:

[In what month and year since {LAST INT MONTH AND YEAR} did {you/SP} last get help with {that/any of these activities}?]

ENTER 4-DIGIT YEAR

ENTER NUMBER

REFUSED
DON'T KNOW

PROGRAMMER INSTRUCTIONS:

Soft Range: CURRENT YEAR-1 to CURRENT YEAR

Hard Range: R1 INT YEAR to CURRENT YEAR

Combined month and year cannot be before date of last interview. If date is before date of last interview, display error message #15.

Go to BOX DM4.

DM3E

VARIABLE NAME(S) AND LABEL(S):

dm12nohelp R12 DM3E NO MOBIL HELP MTH PLUS

DISPLAY INSTRUCTIONS:

If DECEASED flag = 1 (YES), display "of {his/her} life" and "Between {LAST INT MONTH AND YEAR} and {MONTH AND YEAR DIED}".

Otherwise, display "Since {LAST INT MONTH AND YEAR}".

If MO25 = 1 (YES), display "getting out of bed".

If MO18 = 1 (YES), and DECEASED flag = 1 (YES), display "getting around inside". Otherwise if MO18 = 1 (YES), display "getting around {your/his/her} home {or building}".

Respondent Interview (ALL) :: DM

If MO6 = 1 (YES) and DECEASED flag = 1 (YES), display "going outside". Otherwise if MO6 = 1 (YES), display "leaving {your/his/her} home/leaving {your/his/her} building".

If more than one activity displayed, display "and" between each one.

If STRUCTURE flag = 2 (MULT-UNIT), display "or building" and "leaving {your/his/her} building".

QUESTION TEXT:

In the last month {of his/her} life {you/SP} got help with {getting out of bed} {{getting around {your/his/her} home {or building}}} {leaving {your/his/her} home/leaving {your/his/her} building}}/{{getting around inside} {going outside}}, and at the time of the last interview in {LAST INT MONTH AND YEAR} {you were/{he/she} was} also getting help like this.

{Between {LAST INT MONTH AND YEAR} and {MONTH AND YEAR DIED}}/Since {LAST INT MONTH AND YEAR}}, did {you/he/she} go without help like this for a month or more?

CODES

1	YES	
2	NO	BOX DM4
90	LAST INTERVIEW INFORMATION INCORRECT	BOX DM4
	REFUSED	BOX DM4
	DON'T KNOW	BOX DM4

DM3F

VARIABLE NAME(S) AND LABEL(S):

dm12nohelpmos R12 DM3F MONTHS OF NO MOBIL HELP

QUESTION TEXT:

For about how many months altogether did {you/SP} go without help like this?

ENTER NUMBER

Range	1 to 24
REFUSED	
DON'T KNOW	

BOX DM4

VARIABLE NAME(S) AND LABEL(S):

NOT ON FILE

If NEWSAMPLE flag = 1 (YES) and [CANE flag =1 (YES) or WALKER flag =1 (YES) or WHEELCHAIR flag =1 (YES) or SCOOTER flag =1 (YES)], go to DM5.

Else if NEWSAMPLE flag = 1 (YES), go to DM4.

Else if [LAST INT CANE flag, WALKER flag, WHEELCHAIR flag, and SCOOTER flag <> 1 (YES)] and [CURRENT INT CANE flag, WALKER flag, WHEELCHAIR flag, or SCOOTER flag = 1 (YES)], go to DM6C.

Else if [LAST INT CANE flag, WALKER flag, WHEELCHAIR flag or SCOOTER flag = 1 (YES)], and [CURRENT INT CANE flag, WALKER flag, WHEELCHAIR flag, and SCOOTER flag <> 1 (YES)], go to DM6D.

Else if [LAST INT CANE flag, WALKER flag, WHEELCHAIR flag, or SCOOTER flag = 1 (YES)] and [CURRENT INT CANE flag, WALKER flag, WHEELCHAIR flag, or SCOOTER flag = 1 (YES)], go to DM6E.

Otherwise, go to DM4.

DM4

VARIABLE NAME(S) AND LABEL(S):

dm12lstyrcane

R12 DM4 IN LST YR USE CANE WALKER

DISPLAY INSTRUCTIONS:

If NEWSAMPLE flag = 1 (YES), display "In the last year".

If DECEASED flag = 1 (YES), display "Between" and "{LAST INT MONTH AND YEAR}" and "and {MONTH AND YEAR OF DEATH}".

Otherwise if NEWSAMPLE flag <> 1 (YES), display "Since" and "{LAST INT MONTH AND YEAR}".

QUESTION TEXT:

{In the last year/Between/Since} {LAST INT MONTH AND YEAR} {and {MONTH and YEAR of DEATH}}, did {you/SP} ever use a cane, walker, wheelchair, or scooter?

CODES

1	YES	
2	NO	BOX DM7
	REFUSED	BOX DM7
	DON'T KNOW	BOX DM7

BOX DM5

VARIABLE NAME(S) AND LABEL(S):

NOT ON FILE

If NEWSAMPLE flag = 1 (YES), go to DM6B.
Otherwise, go to DM6C.

DM5

VARIABLE NAME(S) AND LABEL(S):

dm12caneforyr R12 DM5 USD CANE, ETC. YR OR MORE

DISPLAY INSTRUCTIONS:

If CANE flag=1 (YES), display “cane”.
If WALKER flag=1 (YES), display “walker”.
If WHEELCHAIR flag=1 (YES), display “wheelchair”.
If SCOOTER flag=1 (YES), display “scooter”.

If more than one mobility device displayed, display “or” between each one.

QUESTION TEXT:

{Have you/Has SP} used a {cane} {walker} {wheelchair} {scooter} for a year or more?

IF NEEDED: {Were you/Was SP} using a {cane} {walker} {wheelchair} {scooter} before {CURRENT MONTH AND YEAR - 1 YEAR}?

CODES

1	YES, A YEAR OR MORE	
2	NO, LESS THAN A YEAR	DM6B
	REFUSED	BOX DM7
	DON'T KNOW	BOX DM7

DM6A

VARIABLE NAME(S) AND LABEL(S):

dm12yrsuscane R12 DM6A YEARS USING A CANE, ETC

DISPLAY INSTRUCTIONS:

If only one mobility device displayed at DM5, display “that”.
If more than one mobility device displayed at DM5, display “any of these”.

QUESTION TEXT:

About how many years {have you/has SP} been using {that/any of these}?

ENTER NUMBER OF YEARS

ENTER 997 IF USING MOBILITY DEVICE SINCE BIRTH/ENTIRE LIFE

ENTER NUMBER

Range	1 to 120
Soft Range	1 to 50

Respondent Interview (ALL) :: DM

REFUSED
DON'T KNOW

PROGRAMMER INSTRUCTIONS:

Hard range: 1-120 or 997.
Soft range: 1-50.
Go to BOX DM7.

DM6B

VARIABLE NAME(S) AND LABEL(S):

dm12mtfrtcane R12 DM6B MTH FST LST USE CANE ETC

DISPLAY INSTRUCTIONS:

If DM4 = 1 (USED DEVICE IN LAST YEAR), display “last” and “any of these”.

If DM5 = 2 (USED DEVICE FOR LESS THAN A YEAR) and only device displayed at DM5, display “first” and “that”.

If DM5 = 2 (USED DEVICE FOR LESS THAN A YEAR) and more than one device displayed at DM5, display “first” and “any of these”.

Display “MONTH” in underlined text.

QUESTION TEXT:

In what month and year since {CURRENT MONTH AND YEAR – 1 YEAR} did {you/SP} {first/last} use {that/any of these}?

ENTER MONTH

ENTER NUMBER

Range	1 to 12
REFUSED	BOX DM7
DON'T KNOW	BOX DM7

DM6B1

VARIABLE NAME(S) AND LABEL(S):

dm12yrfrtcane R12 DM6B1 YR FST LST USE CANE ETC

DISPLAY INSTRUCTIONS:

If DM4 = 1 (USED DEVICE IN LAST YEAR), display “last” and “any of these”.

If DM5 = 2 (USED DEVICE FOR LESS THAN A YEAR) and only device displayed at DM5, display “first” and “that”.

If DM5 = 2 (USED DEVICE FOR LESS THAN A YEAR) and more than one device displayed at DM5, display “first” and “any of these”.

Display “4-DIGIT YEAR” in underlined text.

QUESTION TEXT:

Respondent Interview (ALL) :: DM

In what month and year since {CURRENT MONTH AND YEAR – 1 YEAR} did {you/SP} {first/last} use {that/any of these}?

ENTER 4-DIGIT YEAR

ENTER NUMBER

REFUSED

DON'T KNOW

PROGRAMMER INSTRUCTIONS:

Range: CURRENT YEAR-1 to CURRENT YEAR
Go to BOX DM7.

DM6C

VARIABLE NAME(S) AND LABEL(S):

dm12devstmo R12 DM6C MONTH DEVICE USE STARTED

DISPLAY INSTRUCTIONS:

If DECEASED flag = 1 (YES), display "of {his/her} life".

If DM4 = 1 (YES), do not display first sentence and display "any of these devices".

Otherwise, display question text according to the following directions:

If CURRENT INT CANE flag = 1 (YES), display "a cane".

If CURRENT INT WALKER flag = 1 (YES), display "a walker".

If CURRENT INT WHEELCHAIR flag = 1 (YES), display "a wheelchair".

If CURRENT INT SCOOTER flag = 1 (YES), display "a scooter".

If more than one device displayed, display "and" between each one and "these devices." Otherwise, if only one device displayed, display "this device".

If more than one device displayed, display "any of these devices". Otherwise, if only one device displayed, display name of device.

Display "first" in bold underlined text.

Display "MONTH" in underlined text.

QUESTION TEXT:

{In the last month {of {his/her} life}, {you/SP} used {a cane} {a walker} {a wheelchair} {a scooter} and at the time of the last interview in {LAST INT MONTH AND YEAR}, {you were/{he/she} was} not using {this device/these devices}.}

In what month and year since {LAST INT MONTH AND YEAR} did {you/SP} first use {{a cane/a walker/ a wheelchair/ a scooter}/any of these devices}?

ENTER MONTH

IF LAST INTERVIEW INFORMATION IS INCORRECT, ENTER 90

ENTER NUMBER

Range

1 to 12

REFUSED

BOX DM6D

DON'T KNOW

BOX DM6D

Respondent Interview (ALL) :: DM

PROGRAMMER INSTRUCTIONS:

Hard range: 1-12 and 90

If DM6C=90, go to BOX DM7

DM6C1

VARIABLE NAME(S) AND LABEL(S):

dm12devstyr R12 DM6C1 YEAR DEVICE USE STARTED

DISPLAY INSTRUCTIONS:

Display "4-DIGIT YEAR" in underlined text.

QUESTION TEXT:

[In what month and year since {LAST INT MONTH AND YEAR} did {you/SP} first use {{a cane/a walker/ a wheelchair/ a scooter}/any of these devices}?]

ENTER 4-DIGIT YEAR

ENTER NUMBER

REFUSED

DON'T KNOW

PROGRAMMER INSTRUCTIONS:

Soft Range: CURRENT YEAR-1 to CURRENT YEAR

Hard Range: R1 INT YEAR to CURRENT YEAR

Combined month and year cannot be before date of last interview. If date is before date of last interview, display error message #15.

BOX DM6D

VARIABLE NAME(S) AND LABEL(S):

NOT ON FILE

If [LAST INT CANE flag, WALKER flag, WHEELCHAIR flag, and SCOOTER flag <> 1 (YES)] and [CURRENT INT CANE flag, WALKER flag, WHEELCHAIR flag, or SCOOTER flag = 1 (YES)], go to BOX DM7.

Otherwise, go to DM6D.

DM6D

VARIABLE NAME(S) AND LABEL(S):

dm12devendmo R12 DM6D MONTH DEVICE USE ENDED

DISPLAY INSTRUCTIONS:

If DECEASED flag = 1 (YES), display "of {his/her} life".

If DM4 = 1 (YES), do not display first sentence and display "any of these devices".

Otherwise display question intro according to the following instructions:

If LAST INT CANE flag = 1 (YES), display "a cane".

If LAST INT WALKER flag = 1 (YES), display "a walker".

If LAST INT WHEELCHAIR flag = 1 (YES), display "a wheelchair".

If LAST INT SCOOTER flag = 1 (YES), display "a scooter".

For first sentence: If more than one device displayed, display "and" between each one and "these devices".

Otherwise, if only one device displayed, display "this device".

If more than one device displayed, display "and" between each one and "any of these devices".

Otherwise, if only one device displayed, display "this device".

Display "last" in the phrase "last use" in bold underlined text.

Display "MONTH" in underlined text.

QUESTION TEXT:

{At the time of the last interview in {LAST INT MONTH AND YEAR}, {you/SP} used {a cane} {a walker} {a wheelchair} {a scooter} and in the last month {of {his/her} life}, {you were/{he/she} was} not using {this device/these devices}.

In what month and year since {LAST INT MONTH AND YEAR} did {you/SP} last use {this device/any of these devices}?

ENTER MONTH

IF LAST INTERVIEW INFORMATION IS INCORRECT, ENTER 90

ENTER NUMBER

Range	1 to 12
REFUSED	BOX DM7
DON'T KNOW	BOX DM7

PROGRAMMER INSTRUCTIONS:

Hard range: 1-12 and 90

If DM6D=90, go to BOX DM7

DM6D1

VARIABLE NAME(S) AND LABEL(S):

dm12devendyr R12 DM6D1 YEAR DEVICE USE ENDED

DISPLAY INSTRUCTIONS:

Display "4-DIGIT YEAR" in underlined text.

QUESTION TEXT:

[In what month and year since {LAST INT MONTH AND YEAR} did {you/SP} last use {this device/any of these devices}?

ENTER 4-DIGIT YEAR

ENTER NUMBER

REFUSED
DON'T KNOW

PROGRAMMER INSTRUCTIONS:

Soft Range: CURRENT YEAR-1 to CURRENT YEAR
Hard Range: R1 INT YEAR to CURRENT YEAR

Combined month and year cannot be before date of last interview. If date is before date of last interview, display error message #15.

Go to BOX DM7.

DM6E**VARIABLE NAME(S) AND LABEL(S):**

dm12nodev R12 DM6E NO DEVICE MONTH PLUS

DISPLAY INSTRUCTIONS:

If DECEASED flag = 1 (YES), display "of {his/her} life".

For both sentences:

If more than one device displayed, display "and" between each one.

First sentence fill:

If CURRENT INT CANE flag = 1 (YES), display "a cane".

If CURRENT INT WALKER flag = 1 (YES), display "a walker".

If CURRENT INT WHEELCHAIR flag = 1 (YES), display a "wheelchair".

If CURRENT INT SCOOTER flag = 1 (YES), display "a scooter".

Second sentence fill:

If LAST INT CANE flag = 1 (YES), display "a cane".

If LAST INT WALKER flag = 1 (YES), display "a walker".

If LAST INT WHEELCHAIR flag = 1 (YES), display "a wheelchair".

If LAST INT SCOOTER flag = 1 (YES), display "a scooter."

QUESTION TEXT:

In the last month {of {his/her} life}, {you/SP} used {a cane} {a walker} {a wheelchair} {a scooter}. At the time of the last interview in {LAST INT MONTH AND YEAR}, {you were/{he/she} was} using {a cane} {a walker} {a wheelchair} {a scooter}.

Since {LAST INT MONTH AND YEAR}, did {you/SP} go without using any devices for a month or more?

CODES

1	YES	
2	NO	BOX DM7
90	LAST INTERVIEW INFORMATION INCORRECT	BOX DM7
	REFUSED	BOX DM7
	DON'T KNOW	BOX DM7

DM6F

Respondent Interview (ALL) :: DM

VARIABLE NAME(S) AND LABEL(S):

dm12nodevmos R12 DM6F MONTHS OF NO DEVICE

QUESTION TEXT:

For about how many months altogether did {you/SP} go without using any devices?

ENTER NUMBER

Range 1 to 24
REFUSED
DON'T KNOW

BOX DM7

VARIABLE NAME(S) AND LABEL(S):

NOT ON FILE

If NEWSAMPLE flag = 1 (YES) and {AGE on PERSON ROSTER} = 65, go to Section DT - Driving and Transportation.

Else if NEWSAMPLE flag = 1 (YES) and DM3A = 997 (HELP ENTIRE LIFE), go to BOX DM9.

Else if NEWSAMPLE flag = 1 (YES) and DM3A = 1-120 and [{AGE ON PERSON ROSTER} – {YEARS FROM DM3A} ≤ 65], go to BOX DM9.

Else if NEWSAMPLE flag = 1 (YES), go to DM7PRE.

Else if DECEASED flag = 1 (YES), go to Section SC - Self-Care Activities.

Otherwise, go to Section DT - Driving and Transportation.

DM7PRE

VARIABLE NAME(S) AND LABEL(S):

NOT ON FILE

QUESTION TEXT:

Now think about the time around when {you/SP} turned 65.

PRESS 1 AND ENTER TO CONTINUE

DM7

VARIABLE NAME(S) AND LABEL(S):

dm12mobhelp65 R12 DM7 GETTIG HLP W MOBIL AGE 65

DISPLAY INSTRUCTIONS:

Display "help" in bold underlined text.

QUESTION TEXT:

{Were you/Was SP} getting help with getting out of bed, getting around {your/his/her} home or leaving {your/his/her} home around the time when {you/he/she} turned 65?

CODES

1	YES	BOX DM9
2	NO	
	REFUSED	
	DON'T KNOW	

BOX DM8

VARIABLE NAME(S) AND LABEL(S):

NOT ON FILE

If DM2 = 1 (HELP FOR A YEAR OR MORE) or 2 (HELP FOR LESS THAN A YEAR) or DM1 = 1 (HELP IN LAST YEAR), go to BOX DM9.
Otherwise, go to DM8.

DM8

VARIABLE NAME(S) AND LABEL(S):

dm12snc65mohl R12 DM8 SINCE 65 EV GET HLP W MOB

QUESTION TEXT:

Since {you/SP} turned 65, was there any time when {you/he/she} got help with any of these activities?

CODES

- | | |
|---|------------|
| 1 | YES |
| 2 | NO |
| | REFUSED |
| | DON'T KNOW |

BOX DM9

VARIABLE NAME(S) AND LABEL(S):

NOT ON FILE

If DM6A= 997 (USED DEVICES ENTIRE LIFE), go to Section DT – Driving & Transportation.

Else if DM6A = 1-120 and {AGE on PERSON ROSTER) – {NUMBER OF YEARS from DM6A} ≤ 65, go to Section DT – Driving & Transportation.

Otherwise, go to DM9.

DM9

VARIABLE NAME(S) AND LABEL(S):

dm12at65uscan R12 DM9 USE CANE, ETC WHEN TRN 65

QUESTION TEXT:

{Were you/Was SP} using a cane, walker, wheelchair, or scooter around the time when {you/he/she} turned 65?

CODES

- | | | |
|---|------------|------------|
| 1 | YES | SECTION DT |
| 2 | NO | |
| | REFUSED | |
| | DON'T KNOW | |

BOX DM10

VARIABLE NAME(S) AND LABEL(S):

NOT ON FILE

If DM5 = 1 (USED DEVICE FOR A YEAR OR MORE) or 2 (USED DEVICE FOR LESS THAN A YEAR) or DM4 = 1 (USED DEVICE IN LAST YEAR), go to Section DT – Driving and Transportation.

Otherwise, go to DM10.

DM10

VARIABLE NAME(S) AND LABEL(S):

dm12snc65uscn R12 DM10 SINCE TURNED 65 USD CANE

QUESTION TEXT:

Since {you/SP} turned 65, was there any time when {you/he/she} used a cane, walker, wheelchair, or scooter to get around?

CODES

1	YES
2	NO
	REFUSED
	DON'T KNOW

PROGRAMMER INSTRUCTIONS:

Go to Section DT – Driving and Transportation

Derived Variables from Items in the DM Section

VARIABLE NAME(S) AND LABEL(S):

dm12dhlp yr	R12 D ANY MOBILITY HELP LAST YEAR/INT
dm12dhlp st	R12 D MTHS MOBILITY HELP STARTED
dm12dhlp end	R12 D MONTHS MOBILITY HELP ENDED
dm12dhlp yrs	R12 D YEARS OF MOBILITY HELP
dm12ddevi yr	R12 D MOB DEVICE USE LAST YR/INT
dm12ddevi st	R12 D MTHS DEVICE USE SINCE START
dm12ddevi end	R12 D MONTHS DEVICE USE SINCE END
dm12ddevi yrs	R12 D YEARS OF DEVICE USE
dm12dmohlp	R12 D MONTHS OF MOBILITY HELP
dm12dmodev	R12 D MONTHS OF MOBILITY DEVICE HELP
dm12dmohlp gr	R12 D MOBILITY HELP GROUP

dm12dmodevgr	R12 D MOBILITY DEVICE GROUP
dmds12dintvl	R12 D MONTHS BETWEEN LAST INT AND EITHER CURRENT INT OR DATE OF DEATH
dm12flag	R12 D SPECIAL CASES DM SECTION ROUTE

Respondent Interview (ALL)

Section DT [DRIVING AND TRANSPORTATION]

Sequence: 26

BOX DT1PRE

VARIABLE NAME(S) AND LABEL(S):

NOT ON FILE

If R1 NEVER DROVE flag = 1 (YES) and if DIDN'T LEAVE flag = 1 (YES), go to Section HA - Household Activities.

Otherwise, go to DT1PRE.

DT1PRE

VARIABLE NAME(S) AND LABEL(S):

NOT ON FILE

QUESTION TEXT:

The next few questions are about how {you get/SP gets} places.

PRESS 1 AND ENTER TO CONTINUE

BOX DT1A

VARIABLE NAME(S) AND LABEL(S):

NOT ON FILE

If NEWSAMPLE flag = 1 (YES) and if DIDN'T LEAVE flag = 1 (YES), go to DT2.

Else if NEWSAMPLE flag = 1 (YES), go to DT1.

Else if R1 NEVER DROVE flag = 1 (YES), go to DT4.

Otherwise, go to DT1A.

DT1A

VARIABLE NAME(S) AND LABEL(S):

dt12driveyr R12 DT1A DRIVE IN LAST YEAR

QUESTION TEXT:

Since the time of the last interview in {LAST INT MONTH AND YEAR}, did {you/SP} ever drive {yourself/himself/herself} places?

CODES

1	YES	
2	NO / NO LONGER DRIVE	DT4
	REFUSED	DT4
	DON'T KNOW	DT4

PROGRAMMER INSTRUCTIONS:

If DT1A = 1 (YES), set DROVEINLASTYEAR flag = 1 (YES).

DT1

VARIABLE NAME(S) AND LABEL(S):

dt12oftedrive R12 DT1 HOW OFTEN DRIVE PLACES

DISPLAY INSTRUCTIONS:

DISPLAY TEXT "In the last month" IN BOLD UNDERLINED TEXT

QUESTION TEXT:

SHOW CARD DT1

In the last month, how often did {you/SP} drive {yourself/himself/herself} places? Would you say every day, most days, some days, rarely, or never?

CODES

1	EVERY DAY (7 DAYS A WEEK)
2	MOST DAYS (5-6 DAYS A WEEK)
3	SOME DAYS (2-4 DAYS A WEEK)
4	RARELY (ONCE A WEEK OR LESS)
5	NEVER
	REFUSED
	DON'T KNOW

PROGRAMMER INSTRUCTIONS:

If DT1 = 1, 2, 3, or 4, set DRIVES flag = 1 (YES).

BOX DT2

VARIABLE NAME(S) AND LABEL(S):

NOT ON FILE

If NEWSAMPLE flag =1 (YES) and DT1= 5 (NEVER), RF, or DK, go to DT2.
Else if NEWSAMPLE flag = 1 (YES), go to BOX DT3PRE.
Else if DT1= 5 (NEVER), RF, or DK, go to DT4.
Otherwise, go to BOX DT3PRE.

DT2**VARIABLE NAME(S) AND LABEL(S):****dt12lastdrove** R12 DT2 WHEN LAST TIME YOU DROVE**QUESTION TEXT:**

When was the last time {you/SP} drove?

INDICATE RESPONSE UNIT

CODES

1	MONTH AND YEAR	DT2A1
2	NUMBER OF MONTHS AGO	DT2B
3	NUMBER OF YEARS AGO	DT2C
4	AGE WHEN LAST DROVE	DT2D
7	NEVER DROVE	BOX DT3PRE
	REFUSED	BOX DT3PRE
	DON'T KNOW	BOX DT3PRE

DT2A1**VARIABLE NAME(S) AND LABEL(S):****dt12mthltdrov** R12 DT2A1 MONTH LAST DROVE**DISPLAY INSTRUCTIONS:**

Display "MONTH" in underlined text.

QUESTION TEXT:

ENTER MONTH AND YEAR {SP} LAST DROVE

ENTER MONTH

ENTER NUMBER

Range

1 to 12

DT2A2**VARIABLE NAME(S) AND LABEL(S):****dt12yrlstdrov**

R12 DT2A2 YEAR LAST DROVE

DISPLAY INSTRUCTIONS:

Display DT2a1 and DT2a2 on the same screen.

Display "4-DIGIT YEAR" in underlined text.

QUESTION TEXT:

ENTER MONTH AND YEAR {SP} LAST DROVE

ENTER 4-DIGIT YEAR

ENTER NUMBER

Range

1912 to 2022

Soft Range

1942 to 2022

PROGRAMMER INSTRUCTIONS:

If date formed by DT2a1 and DT2a2 is later than {TODAY'S DATE}, display Error Message #5.

Hard Range is (CURRENT YEAR - 110) to CURRENT YEAR

Soft Range is (CURRENT YEAR - 80) to CURRENT YEAR

Go to Box DT3PRE.

DT2B**VARIABLE NAME(S) AND LABEL(S):****dt12mthagodrv**

R12 DT2B MONTHS AGO LAST DROVE

DISPLAY INSTRUCTIONS:

Display "MONTHS" in underlined text.

QUESTION TEXT:

ENTER NUMBER OF MONTHS AGO THAT {SP} LAST DROVE

ENTER NUMBER

Range

1 to 24

PROGRAMMER INSTRUCTIONS:

Go to Box DT3PRE.

DT2C**VARIABLE NAME(S) AND LABEL(S):**

Respondent Interview (ALL) :: DT

DISPLAY INSTRUCTIONS:

Display "YEARS" in underlined text.

QUESTION TEXT:

ENTER NUMBER OF YEARS AGO THAT {SP} LAST DROVE

ENTER NUMBER

Range	1 to 95
Soft Range	1 to 30

PROGRAMMER INSTRUCTIONS:

If DT2c > SP AGE, display error message "CONFIRM RESPONSE. NUMBER OF YEARS AGO LAST DROVE IS GREATER THAN SP'S CURRENT AGE".

Go to Box DT3PRE.

DT2D**VARIABLE NAME(S) AND LABEL(S):**

dt12ageltdrov R12 DT2D AGE WHEN LAST DROVE

DISPLAY INSTRUCTIONS:

Display "AGE" in underlined text.

QUESTION TEXT:

ENTER SP'S AGE WHEN LAST DROVE

ENTER NUMBER

Range	14 to 100
Soft Range	16 to 90

PROGRAMMER INSTRUCTIONS:

ERROR CHECK: AGE ENTERED AT DT2D SHOULD BE LESS THAN OR EQUAL TO SP AGE on PERSON ROSTER.

BOX DT3PRE**VARIABLE NAME(S) AND LABEL(S):**

NOT ON FILE

If NEWSAMPLE flag = 1 (YES) and ((the difference between TODAY'S DATE and date combination in DT2a1 and DT2a2 is less than or equal to 12 months) OR (number of months in DT2b is less than or equal to 12) or (the difference between SP's current age and the age at DT2d is less than or equal to 1) or DRIVES flag = 1 (YES)), set DROVEINLASTYEAR flag = 1 (YES).

Else if NEWSAMPLE flag = 1 (YES) and DT2 = 7 (NEVER DROVE) set R1 NEVER DROVE flag = 1 (YES).

If DIDN'TLEAVE flag = 1 (YES), go to Section HA – HOUSEHOLD ACTIVITIES.

Else if DRIVES flag = 1 (YES), go to DT3PRE.

Otherwise, go to DT4.

DT3PRE

VARIABLE NAME(S) AND LABEL(S):

NOT ON FILE

QUESTION TEXT:

Now I have some questions about driving situations people sometimes avoid.

PRESS 1 AND ENTER TO CONTINUE

DT3

VARIABLE NAME(S) AND LABEL(S):

dt12avoidriv1	R12 DT3A AVOID DRIVING AT NIGHT
dt12avoidriv2	R12 DT3A AVOID DRIVING ALONE
dt12avoidriv3	R12 DT3A AVOID DRIVING HIGHWAYS
dt12avoidriv4	R12 DT3A AVOID DRIVING BAD WEATHER

DISPLAY INSTRUCTIONS:

If at DT3a, do not display question text in brackets.

Otherwise, display question text in brackets.

Display response option 7. NO RAIN OR BAD WEATHER for DT3D only.

Use "Same Question Stem" display

QUESTION TEXT:

{{}}In the last month, did {you/SP} ever avoid driving{{}}

{variable text [a-d]}

RESPONSE 1[a] at night?

RESPONSE 2[b] alone?

RESPONSE 3[c] on busy roads or highways?

RESPONSE 4[d] in the rain or other bad weather?

CODES

1	YES
---	-----

2	NO
7	NO, NO RAIN OR BAD WEATHER
	REFUSED
	DON'T KNOW

PROGRAMMER INSTRUCTIONS:

Array the responses and variable text columns in the panel.

Display 'variable text' in the a-d sequence until all rows have been displayed.

DT4

VARIABLE NAME(S) AND LABEL(S):

dt12getoplc1	R12 DT4A SP WALKED GOT PLACES
dt12getoplc2	R12 DT4B GOT RIDE FAM FRIEND PD
dt12getoplc3	R12 DT4C VANSHUTTLE PROV BY PLACE
dt12getoplc4	R12 DT4D VAN SHUTTLE FOR SENIORS
dt12getoplc5	R12 DT4E SP TOOK PUBLIC TRANSPRT
dt12getoplc6	R12 DT4F SP TOOK TAXI GOT PLACES
dt12getoplc7	R12 DT4G GOT PLACES OTHR SPECIFY

DISPLAY INSTRUCTIONS:

If at DT4a, do not display question text in brackets.

Otherwise, display question text in brackets.

Display "else" if DRIVES flag = 1 (YES).

For variable text [a], if WHEELCHAIR flag = 1 (YES) or SCOOTER flag = 1 (YES), display "or use {your/his/her}".

If WHEELCHAIR flag = 1 (YES), display "wheelchair".

If SCOOTER flag = 1 (YES), display "scooter".

If WHEELCHAIR flag = 1 (YES) and SCOOTER flag = 1 (YES), display "wheelchair or scooter".

If FACILITY flag = 1 (YES) or RETIREMENTCOMMUNITY flag = 1 (YES), display item c and for variable text [d] display, "not provided by the place {you live/{he/she} lives}"

QUESTION TEXT:

{[]}In the last month, how {else} did {you/SP} get to places outside {your/his/her} {home/building}? Did {you/he/she}{[]}

{variable text [a-g]}

RESPONSE 1 [a] walk {or use {your/his/her}} {wheelchair/ scooter/ wheelchair or scooter}?

RESPONSE 2 [b] get a ride from a family member, friend, or someone paid to help?

{RESPONSE 3 [c] use a van or shuttle service provided by the place {you live/{he/she} lives}?}

RESPONSE 4 [d] use a van or shuttle service for seniors or people with disabilities {not provided by the place {you live/{he/she} lives}}?

RESPONSE 5 [e] take public transportation (the bus, subway, or train)?

RESPONSE 6 [f] take a taxi, Uber, or Lyft?

RESPONSE 7 [g] use any other way to get places?

CODES

- | | |
|---|------------|
| 1 | YES |
| 2 | NO |
| | REFUSED |
| | DON'T KNOW |

PROGRAMMER INSTRUCTIONS:

Array the responses and variable text columns in the panel.

Display 'variable text' in the a-g sequence until all rows have been displayed.
If DT4g = 1 (YES OTHER WAYS), go to DT4H.

Otherwise, go to BOX DT5A.

DT4H

VARIABLE NAME(S) AND LABEL(S):

NOT ON FILE

QUESTION TEXT:

SPECIFY OTHER WAY OF GETTING AROUND

ENTER TEXT

Length

25

BOX DT5A

VARIABLE NAME(S) AND LABEL(S):

NOT ON FILE

DT4b = 1 (YES, RIDE FROM FAMILY, FRIEND, OR SOMEONE PAID TO HELP), go to DT5A.
Otherwise, go to Section HA - Household Activities.

DT5A

VARIABLE NAME(S) AND LABEL(S):

op12tkplhlp1	R12 DT5A TAKES SP PLACES MOST
op12relatnshp	R12 RELASHIP TO SP UPDATE AND NEW

DISPLAY INSTRUCTIONS:

Display HELPER RELATIONSHIP CODES.

Display PERSON ROSTER with FIRST NAME, LAST NAME, and RELATIONSHIP TO SP. Allow entry for FIRST NAME, LAST NAME, and RELATIONSHIP TO SP fields.

Display "first" and "last" in underlined text.

QUESTION TEXT:

In the last month, which family member, friend, or someone paid to help took {you/SP} places most often?

IF PERSON NAMED IS NOT ON THE ROSTER, PRESS CTRL/P TO ADD A PERSON

DT5b. [What is (his/her) first name?] CONFIRM SPELLING

DT5c. [What is (his/her) last name?] CONFIRM SPELLING

DT5d. [What is (his/her) relationship to {you/SP}?] PRESS F1 FOR HELP SCREEN

CODES

5	DAUGHTER-IN-LAW
6	SON-IN-LAW
9	SISTER
10	BROTHER
11	SISTER-IN-LAW
12	BROTHER-IN-LAW
13	MOTHER
14	STEPMOTHER
15	MOTHER-IN-LAW
16	FATHER
17	STEPFATHER
18	FATHER-IN-LAW
19	GRANDDAUGHTER
20	GRANDSON
21	NIECE
22	NEPHEW
23	AUNT
24	UNCLE
25	COUSIN
26	STEPDAUGHTER'S SON/DAUGHTER
27	STEPSON'S SON/DAUGHTER
28	DAUGHTER-IN-LAW'S SON/DAUGHTER
29	SON-IN-LAW'S SON/DAUGHTER
30	BOARDER/RENTER
31	PAID AIDE/HOUSEKEEPER/EMPLOYEE
32	ROOMMATE
33	EX-SPOUSE/PARTNER
34	BOYFRIEND/GIRLFRIEND

35	NEIGHBOR
36	FRIEND
91	OTHER RELATIVE
92	OTHER NONRELATIVE

PROGRAMMER INSTRUCTIONS:

For roster selection/addition at DT5A, set TOOK PLACES MOST OFTEN flag = 1 (yes).

Allow only one person to be selected from the roster for DT5A.

DT6

VARIABLE NAME(S) AND LABEL(S):

dt12otfrfamtk	R12 DT6 ANTH FND FAM MEM TOOK YOU
----------------------	-----------------------------------

QUESTION TEXT:

Was there another friend or family member who took {you/SP} places in the last month?

CODES

1	YES	
2	NO	Section HA
	REFUSED	Section HA
	DON'T KNOW	Section HA

DT7A

VARIABLE NAME(S) AND LABEL(S):

op12tkplhlp2	R12 DT7A TAKES SP PLACES OTH
op12relatnshp	R12 RELASHIP TO SP UPDATE AND NEW

DISPLAY INSTRUCTIONS:

Display HELPER RELATIONSHIP CODES.

Display PERSON ROSTER with FIRST NAME, LAST NAME, and RELATIONSHIP TO SP. Allow entry for FIRST NAME, LAST NAME, and RELATIONSHIP TO SP fields.

Display "first" and "last" in underlined text.

QUESTION TEXT:

Who was that (friend or family member who took {you/SP} places in the last month)?

IF PERSON NAMED IS NOT ON THE ROSTER, PRESS CTRL/P TO ADD A PERSON

DT7b. [What is (his/her) first name?] CONFIRM SPELLING

DT7c. [What is (his/her) last name?] CONFIRM SPELLING

DT7d. [What is (his/her) relationship to {you/SP}?] PRESS F1 FOR HELP SCREEN

CODES

5	DAUGHTER-IN-LAW
6	SON-IN-LAW
9	SISTER
10	BROTHER
11	SISTER-IN-LAW
12	BROTHER-IN-LAW
13	MOTHER
14	STEPMOTHER
15	MOTHER-IN-LAW
16	FATHER
17	STEPFATHER
18	FATHER-IN-LAW
19	GRANDDAUGHTER
20	GRANDSON
21	NIECE
22	NEPHEW
23	AUNT
24	UNCLE
25	COUSIN
26	STEPDAUGHTER'S SON/DAUGHTER
27	STEPSON'S SON/DAUGHTER
28	DAUGHTER-IN-LAW'S SON/DAUGHTER
29	SON-IN-LAW'S SON/DAUGHTER
30	BOARDER/RENTER
31	PAID AIDE/HOUSEKEEPER/EMPLOYEE
32	ROOMMATE
33	EX-SPOUSE/PARTNER
34	BOYFRIEND/GIRLFRIEND
35	NEIGHBOR
36	FRIEND
91	OTHER RELATIVE
92	OTHER NONRELATIVE

PROGRAMMER INSTRUCTIONS:

Allow one roster selection/addition. Set TOOK PLACES flag = 1 (YES) for selection/addition.
Do not allow person selected/added at DT5A to be selected at DT7A.

If selection of person with TOOK PLACES MOST OFTEN flag=1(YES), display message "PERSON ALREADY
SELECTED FOR TAKING SP PLACES MOST OFTEN. SELECT/ADD A DIFFERENT PERSON ON ROSTER"

Go to Section HA - Household Activities

Flag Variables Set in the DT Section

Respondent Interview (ALL) :: DT

VARIABLE NAME(S) AND LABEL(S):

fl12drives	R12 F DT SP DRIVES CAR
fl12drvlstyr	R12 F DT SP DROVE CAR IN PAST YR
fl12dneverdrv	R12 F DT SP NEVER DROVE WHEN ADDED

Respondent Interview (ALL)

Section HA [HOUSEHOLD ACTIVITIES]

Sequence: 27

HA1PRE

VARIABLE NAME(S) AND LABEL(S):

NOT ON FILE

QUESTION TEXT:

Next I have a few questions about chores around {your/SP's} {home/apartment/ room/unit/suite/other} and how they got done in the last month.

PRESS 1 AND ENTER TO CONTINUE

HA1

VARIABLE NAME(S) AND LABEL(S):

ha12laun

R12 HA1 HOW LAUNDRY GOT DONE

DISPLAY INSTRUCTIONS:

Display HA1, HA1A, HA2, HA2A on same screen.
Display "in the last month" in bold underlined text.

If PROXY flag is null, display "1a".
If PROXY flag = 1 (yes), display "1b".

QUESTION TEXT:

SHOW CARD HA{1a/1b}

Let's start with {your/SP's} laundry. By laundry we mean cleaning {your/{his/her}} clothing, sheets, and towels.

Which answer best describes how {your/SP's} laundry got done in the last month? Would you say {you/{he/she}} always did this by {yourself/himself/herself}, always did it together with someone else, did someone else always do it for {you/{him/her}}, or did it vary?

CODES

1	ALWAYS DID IT BY SELF	HA2
2	ALWAYS DID IT TOGETHER WITH SOMEONE ELSE	HA2
3	SOMEONE ELSE ALWAYS DID IT	HA3A
4	IT VARIED (MORE THAN ONE WAY)	
5	NOT DONE IN LAST MONTH	HA4
	REFUSED	HA5

Respondent Interview (ALL) :: HA

HA1A
VARIABLE NAME(S) AND LABEL(S):

ha12launslf R12 HA1A DO LAUNDRY YOURSELF

DISPLAY INSTRUCTIONS:

Display "by {yourself/himself/herself}" in bold underlined text

QUESTION TEXT:

In the last month, did {you/SP} ever do {your/{his/her}} laundry by {yourself/himself/herself}?

CODES

1	YES
2	NO
	REFUSED
	DON'T KNOW

HA2
VARIABLE NAME(S) AND LABEL(S):

ha12whrmachi1	R12 HA2 WASH MACHINE IN HOME
ha12whrmachi2	R12 HA2 WASH MACHIN IN BUILDING
ha12whrmachi3	R12 HA2 WASH MACHIN LAUNDROMAT
ha12whrmachi4	R12 HA2 WASH MACHIN SINK IN HOME
ha12whrmachi5	R12 HA2 WASH MACH SINK IN BUILDNG
ha12whrmachi6	R12 HA2 WASH MACHIN OTHR SPECIFY

DISPLAY INSTRUCTIONS:

If FACILITY flag = 1 or STRUCTURE = 2 (multi-unit), display "or building".
 If FACILITY flag = 1 or STRUCTURE = 2 (multi-unit), display responses 2 and 5.

QUESTION TEXT:

In the last month, when {you/SP} did {your/{his/her}} laundry, where did {you/{he/she}} do that? Did {you/{he/she}} use a machine in {your/{his/her}} home {or building}, at a Laundromat, or what?

SELECT ALL THAT APPLY

CODES**Code All That Apply**

1	MACHINE IN HOME
---	-----------------

BOX HA3A

2	{MACHINE ELSEWHERE IN BUILDING}	BOX HA3A
3	LAUNDROMAT	BOX HA3A
4	SINK IN HOME	BOX HA3A
5	{SINK ELSEWHERE IN BUILDING}	BOX HA3A
91	OTHER (SPECIFY)	
	REFUSED	BOX HA3A
	DON'T KNOW	BOX HA3A

HA2A

VARIABLE NAME(S) AND LABEL(S):

NOT ON FILE

QUESTION TEXT:

SPECIFY WHERE {SP} DID LAUNDRY.

ENTER TEXT

Length

50

BOX HA3A

VARIABLE NAME(S) AND LABEL(S):

NOT ON FILE

If HA1 = 1 (always by self), go to HA5.
Otherwise, go to HA3a.

HA3A

VARIABLE NAME(S) AND LABEL(S):

op12launhlp R12 HA3A HELPS SP WITH LAUNDRY

op12relatnshp R12 RELASHIP TO SP UPDATE AND NEW

DISPLAY INSTRUCTIONS:

Display HELPER RELATIONSHIP CODES.

If FACILITY flag = 1 (YES), display “a staff person from the place where {you live/{he/she} lives}.”

Display PERSON ROSTER with FIRST NAME, LAST NAME, and RELATIONSHIP TO SP. Allow entry for FIRST NAME, LAST NAME, and RELATIONSHIP TO SP fields.

If FACILITY flag = 1 (YES) or RETIREMENTCOMMUNITY flag = 1 (YES), display SERVICE/SOMEONE FROM THE PLACE SP LIVES/LIVED on the PERSON ROSTER.

If HA1 = 2 (always with someone else) display “when {you/SP} did {your/{his/her}} laundry, who did that with {you/him/her}”.

If HA1 = 3 (someone else always did), display “who did {your/SP’s} laundry for {you/{him/her}}”.

If HA1 = 4 (varied) display “who did {your/SP’s} laundry with {you/{him/her}} or for {you/{him/her}}”.

Display "first" and "last" in underlined text.

QUESTION TEXT:

In the last month, {when {you/SP} did {your/{his/her}} laundry, who did that with {you/{him/her}}/who did {your/SP’s} laundry for {you/{him/her}} /who did {your/SP’s} laundry with {you/{him/her}} or for {you/{him/her}}}?

IF NEEDED: This includes family, friends, { a staff person from the place where {you live/{he/she} lives},} or someone paid to help {you/{him/her}}.

PROBE: Anyone else?

SELECT ALL THAT APPLY

IF PERSON NAMED IS NOT ON THE ROSTER, PRESS CTRL/P TO ADD A PERSON

HA3b. [What is (his/her) first name?] CONFIRM SPELLING

HA3c. [What is (his/her) last name?] CONFIRM SPELLING

HA3d. [What is (his/her) relationship to {you/SP}?] PRESS F1 FOR HELP SCREEN

CODES

5	DAUGHTER-IN-LAW
6	SON-IN-LAW
9	SISTER
10	BROTHER
11	SISTER-IN-LAW
12	BROTHER-IN-LAW
13	MOTHER
14	STEPMOTHER
15	MOTHER-IN-LAW
16	FATHER
17	STEPFATHER
18	FATHER-IN-LAW
19	GRANDDAUGHTER
20	GRANDSON
21	NIECE
22	NEPHEW
23	AUNT

24	UNCLE
25	COUSIN
26	STEPDAUGHTER'S SON/DAUGHTER
27	STEPSON'S SON/DAUGHTER
28	DAUGHTER-IN-LAW'S SON/DAUGHTER
29	SON-IN-LAW'S SON/DAUGHTER
30	BOARDER/RENTER
31	PAID AIDE/HOUSEKEEPER/EMPLOYEE
32	ROOMMATE
33	EX-SPOUSE/PARTNER
34	BOYFRIEND/GIRLFRIEND
35	NEIGHBOR
36	FRIEND
91	OTHER RELATIVE
92	OTHER NONRELATIVE

PROGRAMMER INSTRUCTIONS:

For each roster selection/addition at HA3, set HELPEDWITHLAUNDRY flag = 1 (yes).

BOX HA4

VARIABLE NAME(S) AND LABEL(S):

NOT ON FILE

If HA1 = 2 (always with someone else) and HELPEDWITHLAUNDRY flag = 1 (YES) for SERVICE/SOMEONE FROM THE PLACE SP LIVES, go to HA6.

If HA1 = 3 (someone else always did) and HELPEDWITHLAUNDRY flag = 1 (YES) for SERVICE/SOMEONE FROM THE PLACE SP LIVES, go to BOX HA7.

If HA1 = 4 (varied) and HELPEDWITHLAUNDRY flag = 1 (YES) for SERVICE/SOMEONE FROM THE PLACE SP LIVES, go to BOX HA5.

Otherwise go to HA4.

HA4

VARIABLE NAME(S) AND LABEL(S):

ha12dlaunreas R12 D LAUNDRY REASN WITH BY OTHERS

DISPLAY INSTRUCTIONS:

If HA1 = 2 (always with someone else), display "with".

If HA1 = 3 (someone else always did), display "for".

If HA1 = 4 (varied), display "with or for".

If HA1 = 5 (not done in last month), use null display for first sentence.

Respondent Interview (ALL) :: HA

Display "HEALTH OR FUNCTIONING" and "OTHER REASON" in underlined text.
 Display responses in two side-by-side columns, with "HEALTH AND FUNCTIONING" and "OTHER REASON" as column headers. Display the remaining text for CODE 1 and CODE 2 as lists below each of the corresponding column headers.

QUESTION TEXT:

{What is the reason someone else did {your/SP's} laundry {with/for/with or for} {you/{him/her}}?} Was that because of {your/SP's} health or functioning or some other reason?

SELECT ALL THAT APPLY

CODES

Code All That Apply

- | | |
|---|--|
| 1 | HEALTH OR FUNCTIONING INCLUDES: AGE,
MEMORY, VISION, HEALTH CONDITION/DISEASE
NAMES, SURGERY, UNABLE TO DRIVE |
| 2 | OTHER REASON INCLUDES: SHARED ACTIVITY,
ALWAYS DONE THIS WAY, SOMEONE ELSE
WANTED TO DO IT, PAY SOMEONE, DOESN'T
LIKE TO DO IT

REFUSED

DON'T KNOW |

PROGRAMMER INSTRUCTIONS:

If HA4 = (HEALTH OR FUNCTIONING), set HEALTHREASONHELPWITHLAUNDRY flag = 1 (yes).

BOX HA5

VARIABLE NAME(S) AND LABEL(S):

NOT ON FILE

If HA1a = 1 (yes by self), go to HA5.
 If HA1 = 2 (always with someone else) or HA1a <> 1 (didn't do by self), go to HA6.

 [If HA1 = 3 (someone else always did) or HA1 = 5 (not done in last month)] and
 HEALTHREASONHELPWITHLAUNDRY flag = 1 (yes), go to BOX HA7.

 Otherwise, go to HA20PRE.

HA5

VARIABLE NAME(S) AND LABEL(S):

ha12laundif R12 HA5 DIFF DOING LAUNDRY BY SELF

DISPLAY INSTRUCTIONS:

Display "by {yourself/himself/herself}" in bold underlined text.

QUESTION TEXT:

Respondent Interview (ALL) :: HA

In the last month, how much difficulty did {you/SP} have doing laundry by {yourself/himself/herself}. Would you say none, a little, some, or a lot?

CODES

- | | |
|---|------------|
| 1 | NONE |
| 2 | A LITTLE |
| 3 | SOME |
| 4 | A LOT |
| | REFUSED |
| | DON'T KNOW |

HA6

VARIABLE NAME(S) AND LABEL(S):

ha12launoft R12 HA6 HOW OFTEN DO LAUNDRY

DISPLAY INSTRUCTIONS:

Display "a year ago" in bold underlined text.

QUESTION TEXT:

Compared to a year ago, {do you/does SP} do {your/{his/her}} laundry more often, less often, or about the same?

CODES

- | | |
|---|------------|
| 1 | MORE OFTEN |
| 2 | LESS OFTEN |
| 3 | SAME |
| | REFUSED |
| | DON'T KNOW |

BOX HA7

VARIABLE NAME(S) AND LABEL(S):

NOT ON FILE

If [HA1 = 1 (always by self) or HA1 = 4 (varied)] and [HA5 = 2 (a little difficulty) or HA5 = 3 (some difficulty) or HA5 = 4 (a lot of difficulty)], go to HA7.

If [HA1 = 2 (always with someone else) or HA1 = 3 (someone else always did) or HA1 = 4 (varied) or HA1 = 5 (not done in last month)] and [HEALTHREASONHELPWITHLAUNDRY flag = 1 (yes) or HELPEDWITHLAUNDRY flag = 1 (YES) for SERVICE/SOMEONE FROM PLACE SP LIVES], go to HA7.

Otherwise, go to HA20PRE.

HA7

VARIABLE NAME(S) AND LABEL(S):

ha12launwout

R12 HA7 EVER GO WOUT CLEAN LAUNDR

DISPLAY INSTRUCTIONS:

If HA1= 1 (always did by self) or 5 (not done in last month) or HA1a = 1 (yes by self), display “it was too difficult to do by {yourself/himself/herself}”.

Otherwise, display “no one was there to help or do that for {you/{him/her}}”.

Display "in the last month" in underlined text.

QUESTION TEXT:

In the last month, did {you/SP} ever go without clean laundry because {it was too difficult to do by {yourself/himself/herself} / no one was there to help or do that for {you/him/her}}?

CODES

- | | |
|---|------------|
| 1 | YES |
| 2 | NO |
| | REFUSED |
| | DON'T KNOW |

HA20PRE

VARIABLE NAME(S) AND LABEL(S):

NOT ON FILE

QUESTION TEXT:

The next few questions are about shopping for groceries or personal items. This includes shopping in person or online.

IF NEEDED: By personal items, we mean things like toiletries that you can buy at the grocery or drug store.

PRESS 1 AND ENTER TO CONTINUE

HA20

Respondent Interview (ALL) :: HA

VARIABLE NAME(S) AND LABEL(S):**ha12shop**

R12 HA20 HOW YOUR SHOPPING DONE

DISPLAY INSTRUCTIONS:

If PROXY flag is null, display "1a".

If PROXY flag = 1 (yes), display "1b".

Display "in the last month" in bold underlined text.

QUESTION TEXT:

SHOW CARD HA{1a/1b}

Which answer best describes how {your/SP's} shopping got done in the last month? Did {you/{he/she}} always do this by {yourself/himself/herself}, always do it together with someone else, did someone else always do it for {you/{him/her}}, or did it vary?

CODES

1	ALWAYS DID IT BY SELF	HA21
2	ALWAYS DID IT TOGETHER WITH SOMEONE ELSE	HA21
3	SOMEONE ELSE ALWAYS DID IT	HA25A
4	IT VARIED (MORE THAN ONE WAY)	
5	NOT DONE IN LAST MONTH	HA26
	REFUSED	HA27
	DON'T KNOW	HA27

HA20A**VARIABLE NAME(S) AND LABEL(S):****ha12shops1f**

R12 HA20A EVER SHOP BY YOURSELF

DISPLAY INSTRUCTIONS:

Display "by {yourself/himself/herself}" in bold underlined text.

QUESTION TEXT:

In the last month, did {you/SP} ever do {your/{his/her}} shopping by {yourself/himself/herself}?

CODES

1	YES
2	NO
	REFUSED
	DON'T KNOW

HA21

VARIABLE NAME(S) AND LABEL(S):**ha12shoponlipers**

R12 HA21 SHOP ONLINE OR IN PERSON

QUESTION TEXT:

In the last month, when {you/{he/she}} shopped for groceries or personal items, did {you/{he/she}} do that only in person — that is, by going to a store—only online, or did it vary?

CODES

- | | |
|---|---------------------|
| 1 | ONLY IN PERSON |
| 2 | ONLY ONLINE |
| 3 | IT VARIED/BOTH WAYS |
| | REFUSED |
| | DON'T KNOW |

HA22**VARIABLE NAME(S) AND LABEL(S):**

- | | |
|----------------------|-----------------------------------|
| ha12howpaygr1 | R12 HA22 PAY GROC PERS ITMS CASH |
| ha12howpaygr2 | R12 HA22 PAY GROC PERS ITMS CHCK |
| ha12howpaygr3 | R12 HA22 PAY GROC PERS ITMS DEBIT |
| ha12howpaygr4 | R12 HA22 PAY GROC PERS CREDIT |
| ha12howpaygr5 | R12 HA22 PAY GROC PERS FOOD STMP |
| ha12howpaygr6 | R12 HA22 PAY GROC PERS SMON ELS |
| ha12howpaygr7 | R12 HA22 PAY GROC PERS OTHR SPEC |

QUESTION TEXT:

SHOW CARD HA2

In the last month, when {you/SP} shopped for groceries or other personal items, did {you/{he/she}} pay for them with cash, check, debit card, credit card, or some other way?

SELECT ALL THAT APPLY

CODES**Code All That Apply**

- | | |
|---|--------------------|
| 1 | CASH |
| 2 | CHECK |
| 3 | DEBIT OR GIFT CARD |
| 4 | CREDIT CARD |
| 5 | FOOD STAMPS |
| 6 | SOMEONE ELSE PAYS |

91 OTHER
REFUSED
DON'T KNOW

HA23

VARIABLE NAME(S) AND LABEL(S):

ha12howgtstr1	R12 HA23 DROVE TO THE STORE
ha12howgtstr2	R12 HA23 FAM FRND PD HLP DROVE
ha12howgtstr3	R12 HA23 VAN PLACE SP LIVES DROVE
ha12howgtstr4	R12 HA23 VAN 4 DIS SENIORS DROVE
ha12howgtstr5	R12 HA23 PUBLIC TRANSPORT 2 STORE
ha12howgtstr6	R12 HA23 SP TOOK TAXI 2 THE STORE
ha12howgtstr7	R12 HA23 SP WALKED TO THE STORE
ha12howgtstr8	R12 HA23 OTHR SPECIFY TO STORE
ha12howgtstr9	R12 HA23 NEVER WENT TO STORE

DISPLAY INSTRUCTIONS:

If DT1 = 1 (drives every day), 2 (drives most days), 3 (drives some days) or 4 (rarely) OR DROVEINLASTYEAR flag = 1 (yes), display “drive,” and response 1.

If FACILITY flag = 1 (yes), display “use a service provided by the place where {you live/{he/she} lives},”.

If FACILITY flag = 1 (yes) or RETIREMENTCOMMUNITY flag = 1 (YES), display response 3 and for response 4, “not provided by the place SP lives”.

DISPLAY “year” IN BOLD UNDERLINED TEXT

QUESTION TEXT:

SHOW CARD HA3

Now thinking about the last year, how did {you/SP} get to the store to shop for groceries or personal items? Did {you/{he/she}} {drive,} get a ride from a family member or friend, {use a service provided by the place where {you live/{he/she} lives},} or what?

SELECT ALL THAT APPLY

CODES

1	{DROVE}	BOXHA23
2	GOT A RIDE FROM A FAMILY MEMBER OR FRIEND OR SOMEONE PAID TO HELP	BOXHA23
3	{USED A VAN OR SHUTTLE SERVICE PROVIDED BY THE PLACE SP LIVES}	BOXHA23

4	USED A VAN OR SHUTTLE SERVICE FOR PEOPLE WITH DISABILITIES OR SENIORS {(NOT PROVIDED BY THE PLACE SP LIVES)}	BOXHA23
5	TOOK PUBLIC TRANSPORTATION (THE BUS, SUBWAY, TRAIN, OR TRAM)	BOXHA23
6	TOOK A TAXI/UBER/LYFT	BOXHA23
7	WALKED	BOXHA23
8	NEVER WENT TO THE STORE (ONLY SHOPPED ONLINE)	BOXHA23
91	OTHER (SPECIFY)	
	REFUSED	BOXHA23
	DON'T KNOW	BOXHA23

HA23A

VARIABLE NAME(S) AND LABEL(S):

NOT ON FILE

QUESTION TEXT:

SPECIFY HOW GOT TO STORE.

ENTER TEXT

Length

50

BOX HA23

VARIABLE NAME(S) AND LABEL(S):

NOT ON FILE

If HA21=2, go to Box HA25A.
Else, go to HA24A.

HA24A

VARIABLE NAME(S) AND LABEL(S):

ha12shopcart

R12 HA24A EVER USE MOTORIZED CART

DISPLAY INSTRUCTIONS:

Display "in the last month" in bold underlined text.

QUESTION TEXT:

In the last month, when {you/SP} went to the store to shop, did {you/{he/she}} ever use a motorized cart?

CODES

- | | |
|---|------------|
| 1 | YES |
| 2 | NO |
| | REFUSED |
| | DON'T KNOW |

HA24B**VARIABLE NAME(S) AND LABEL(S):**

ha12shoplean R12 HA24B EVER LEAN ON SHOP CART

DISPLAY INSTRUCTIONS:

Display "in the last month" in bold underlined text.

QUESTION TEXT:

In the last month, when {you/SP} went to the store to shop, did {you/{he/she}} ever lean on the shopping cart to help {you/{him/her}} get around the store?

CODES

- | | |
|---|------------|
| 1 | YES |
| 2 | NO |
| | REFUSED |
| | DON'T KNOW |

BOX HA25A**VARIABLE NAME(S) AND LABEL(S):**

NOT ON FILE

If HA20 = 1 (always by self) go to HA27.
Otherwise, go to HA25A.

HA25A

VARIABLE NAME(S) AND LABEL(S):

op12shophlp	R12 HA25A HELPS SP WITH SHOPPING
op12relatnshp	R12 RELASHIP TO SP UPDATE AND NEW

DISPLAY INSTRUCTIONS:

Display HELPER RELATIONSHIP CODES.

Display PERSON ROSTER with FIRST NAME, LAST NAME, and RELATIONSHIP TO SP. Allow entry for FIRST NAME, LAST NAME, and RELATIONSHIP TO SP fields.

If FACILITY flag = 1 (YES), display “a staff person from the place where {you live/{he/she} lives}.”

If FACILITY flag = 1 (YES) or RETIREMENTCOMMUNITY flag = 1 (YES), display SERVICE/SOMEONE FROM THE PLACE SP LIVES/LIVED on the PERSON ROSTER.

If HA20 = 2 (always with someone else), display “when {you/SP} shopped for groceries or personal items, who did that with {you/{him/her}}”.

If HA20 = 3 (someone else always did), display “who shopped for groceries or personal items for {you/SP}”.

If HA20 = 4 (varied), display “who shopped for groceries or personal items with {you/SP} or for {you/{him/her}}”.

Display "first" and "last" in underlined text.

QUESTION TEXT:

In the last month, {when {you/SP} shopped for groceries or personal items, who did that with {you/{him/her}} / who shopped for groceries or personal items for {you/SP} /who shopped for groceries or personal items with {you/SP} or for you/{him/her}}?

IF NEEDED: This includes family, friends, { a staff person from the place where {you live/{he/she} lives},} or someone paid to help {you/{him/her}}.

PROBE: Anyone else?

SELECT ALL THAT APPLY

IF PERSON NAMED IS NOT ON THE ROSTER, PRESS CTRL/P TO ADD A PERSON.

HA25b. [What is (his/her) first name?] CONFIRM SPELLING

HA25c. [What is (his/her) last name?] CONFIRM SPELLING

HA25d. [What is (his/her) relationship to {you/SP}?] PRESS F1 FOR HELP SCREEN

CODES

5	DAUGHTER-IN-LAW
6	SON-IN-LAW
9	SISTER
10	BROTHER
11	SISTER-IN-LAW
12	BROTHER-IN-LAW
13	MOTHER
14	STEPMOTHER

15	MOTHER-IN-LAW
16	FATHER
17	STEPFATHER
18	FATHER-IN-LAW
19	GRANDDAUGHTER
20	GRANDSON
21	NIECE
22	NEPHEW
23	AUNT
24	UNCLE
25	COUSIN
26	STEPDAUGHTER'S SON/DAUGHTER
27	STEPSON'S SON/DAUGHTER
28	DAUGHTER-IN-LAW'S SON/DAUGHTER
29	SON-IN-LAW'S SON/DAUGHTER
30	BOARDER/RENTER
31	PAID AIDE/HOUSEKEEPER/EMPLOYEE
32	ROOMMATE
33	EX-SPOUSE/PARTNER
34	BOYFRIEND/GIRLFRIEND
35	NEIGHBOR
36	FRIEND
91	OTHER RELATIVE
92	OTHER NONRELATIVE

PROGRAMMER INSTRUCTIONS:

For each roster selection/addition at HA25, set HELPEDWITHSHOPPING flag = 1 (yes).

BOX HA26

VARIABLE NAME(S) AND LABEL(S):

NOT ON FILE

If HA20 = 2 (always with someone else) and HELPEDWITHSHOPPING flag = 1 (YES) for SERVICE/SOMEONE FROM PLACE SP LIVES, go to HA28.

If HA20 = 3 (someone else always did) and HELPEDWITHSHOPPING flag = 1 (YES) for SERVICE/SOMEONE FROM PLACE SP LIVES, go to BOX HA29.

If HA20 = 4 (varied) and HELPEDWITHSHOPPING flag = 1 (YES) for SERVICE/SOMEONE FROM PLACE SP LIVES, go to BOX HA27.

Otherwise go to HA26.

HA26

VARIABLE NAME(S) AND LABEL(S):

ha12dshopreas

R12 D SHOP REASN WITH BY OTHERS

DISPLAY INSTRUCTIONS:

If HA20 = 2 (always with someone else), display “with”.

If HA20 = 3 (someone else always did), display “for”.

If HA20 = 4 (varied), display “with or for”.

If HA20 = 5 (not done in last month), use null display for first sentence.

Display “HEALTH OR FUNCTIONING” and “OTHER REASON” in underlined text.

Display responses in two side-by-side columns with "HEALTH AND FUNCTIONING" and "OTHER REASON" as the column headers. Display the remaining text for CODE 1 and CODE 2 as lists below each of the corresponding column headers.

QUESTION TEXT:

{What is the reason someone else shopped for groceries or personal items {with/for/with or for} {you/SP}?}
Was that because of {your/SP's} health or functioning or some other reason?

IF SP VOLUNTEERS REASON IS COVID-19, PROBE IF NEEDED: Just to be clear, was that because of a health or functioning problem related to COVID-19 or some other reason?

SELECT ALL THAT APPLY

CODES

Code All That Apply

- | | | |
|---|---|----------|
| 1 | HEALTH OR FUNCTIONING INCLUDES: AGE,
MEMORY, VISION, HEALTH CONDITION/DISEASE
NAMES, SURGERY, UNABLE TO DRIVE | |
| 2 | OTHER REASON INCLUDES: SHARED ACTIVITY,
ALWAYS DONE THIS WAY, SOMEONE ELSE
WANTED TO DO IT, PAY SOMEONE, DOESN'T
LIKE TO DO IT | |
| | REFUSED | BOX HA27 |
| | DON'T KNOW | BOX HA27 |

PROGRAMMER INSTRUCTIONS:

If HA26 = 1 (HEALTH OR FUNCTIONING), set HEALTHREASONHELPWITH SHOPPING flag = 1 (yes).

BOX HA27

VARIABLE NAME(S) AND LABEL(S):

NOT ON FILE

If HA20a = 1 (yes by self), go to HA27.

If HA20 = 2 (always with someone else) or HA20a <> 1 (didn't do by self), go to HA28.

If [HA20 = 3 (someone else always did) or HA20 = 5 (not done in last month)] and
HEALTHREASONHELPWITHSHOPPING flag = 1 (yes), go to BOX HA29.

Otherwise, go to HA30PRE.

Respondent Interview (ALL) :: HA

HA27

VARIABLE NAME(S) AND LABEL(S):

ha12shopdif R12 HA27 DIFF SHOPPING BY SELF

DISPLAY INSTRUCTIONS:

Display "by {yourself/himself/herself}" in bold underlined text.

QUESTION TEXT:

In the last month, how much difficulty did {you/SP} have shopping for groceries or personal items by {yourself/himself/herself}? Would you say none, a little, some, or a lot?

CODES

1	NONE
2	A LITTLE
3	SOME
4	A LOT
	REFUSED
	DON'T KNOW

HA28

VARIABLE NAME(S) AND LABEL(S):

ha12shopoft R12 HA28 HOW OFT SHOP GROCERIES

DISPLAY INSTRUCTIONS:

Display "a year ago" in bold underlined text.

QUESTION TEXT:

Compared to a year ago, {do you/does SP} shop for groceries or personal items more often, less often, or about the same?

CODES

1	MORE OFTEN
2	LESS OFTEN
3	SAME
	REFUSED
	DON'T KNOW

BOX HA29

VARIABLE NAME(S) AND LABEL(S):

NOT ON FILE

If [HA20 = 1 (always by self) or HA20 = 4 (varied)] and [HA27 = 2 (a little) or HA27 = 3 (some) or HA27 = 4 (a lot)], go to HA29.

If [HA20 = 2 (always with someone else) or HA20 = 3 (some else always did) or HA20 = 4 (varied) or HA20 = 5 (not done in last month)] and [HEALTHREASONHELPWITHSHOPPING flag = 1 (yes) or HELPEDWITHSHOPPING flag = 1 (YES) for SERVICE/SOMONE FROM PLACE SP LIVES, go to HA29.

Otherwise go to HA30PRE.

HA29

VARIABLE NAME(S) AND LABEL(S):

ha12shopwout

R12 HA29 EVER GO WITHOUT GROCRIES

DISPLAY INSTRUCTIONS:

If HA20=1 (always by self) or 5 (not done in last month), or HA20a = 1 (yes by self), display “it was too difficult to shop by {yourself/himself/herself}”.

If HA20=2 (always with someone else) or 3 (someone else always did), display “no one was there to help or shop for {you/{him/her}}”?

Display "in the last month" in underlined text.

QUESTION TEXT:

In the last month, did {you/SP} ever go without groceries or personal items because {it was too difficult to shop by {yourself/himself/herself} / no one was there to help or shop for {you/{him/her}}}?

CODES

1	YES
2	NO
	REFUSED
	DON'T KNOW

HA30PRE

VARIABLE NAME(S) AND LABEL(S):

Respondent Interview (ALL) :: HA

QUESTION TEXT:

Now let's turn to making hot meals.

PRESS 1 AND ENTER TO CONTINUE

HA30**VARIABLE NAME(S) AND LABEL(S):**

ha12meal

R12 HA30 HOW HOT MEALS GET MADE

DISPLAY INSTRUCTIONS:

If PROXY flag is null, display "1a".

If PROXY flag = 1 (yes), display "1b".

Display "in the last month" in bold underlined text.

QUESTION TEXT:

SHOW CARD HA{1a/1b}

Which answer best describes how {your/SP's} hot meals got made in the last month? Did {you/{he/she}} always make them by {yourself/himself/herself}, always make them together with someone else, did someone else always make them for {you/{her/him}}, or did it vary?

CODES

1	ALWAYS DID IT BY SELF	HA30B
2	ALWAYS DID IT TOGETHER WITH SOMEONE ELSE	HA30B
3	SOMEONE ELSE ALWAYS DID IT	HA30B
4	IT VARIED (MORE THAN ONE WAY)	
5	NOT DONE IN LAST MONTH	HA33
	REFUSED	HA34
	DON'T KNOW	HA34

HA30A**VARIABLE NAME(S) AND LABEL(S):**

ha12mealslf

R12 HA30A MAKE HOT MEALS YOURSELF

DISPLAY INSTRUCTIONS:

Display "by {yourself/himself/herself}" in bold underlined text.

QUESTION TEXT:

In the last month, did {you/SP} ever make {your/{his/her}} hot meals by {yourself/himself/herself}?

CODES

- | | |
|---|------------|
| 1 | YES |
| 2 | NO |
| | REFUSED |
| | DON'T KNOW |

HA30B

VARIABLE NAME(S) AND LABEL(S):

ha12restamels R12 HA30B OFTN HAV RESTARNT MEALS

DISPLAY INSTRUCTIONS:

If FACILITY flag = 1 (yes), display "Do not include meals provided as a service by the place {you live/{he/she} lives}."

QUESTION TEXT:

SHOW CARD HA4

In the last month, when {you/SP} had hot meals, how often were they restaurant meals, including eat-in, take-out, or delivered meals? {Do not include meals provided as a service by the place {you live/{he/she} lives}.}

Was it every time {you/{he/she}} had a hot meal, most times, sometimes, rarely, or never?

CODES

- | | |
|---|------------|
| 1 | EVERY TIME |
| 2 | MOST TIMES |
| 3 | SOMETIMES |
| 4 | RARELY |
| 5 | NEVER |
| | REFUSED |
| | DON'T KNOW |

HA30C

VARIABLE NAME(S) AND LABEL(S):

ha12mealwheel R12 HA30C OFTN GET MEALS ON WHEEL

QUESTION TEXT:

SHOW CARD HA4

In the last month, when {you/SP} had hot meals, how often were they from Meals on Wheels or other food assistance programs? Was it every time {you/{he/she}} had a hot meal, most times, sometimes, rarely, or

never?

CODES

- | | |
|---|------------|
| 1 | EVERY TIME |
| 2 | MOST TIMES |
| 3 | SOMETIMES |
| 4 | RARELY |
| 5 | NEVER |
| | REFUSED |
| | DON'T KNOW |

BOX HA₃₁

VARIABLE NAME(S) AND LABEL(S):

NOT ON FILE

If HA₃₀ = 3 (SOMEONE ELSE ALWAYS DID IT), go to HA_{32A}.
Else if HO₁₄ = 1 (has microwave), go to HA₃₁.
Otherwise, go to BOX HA_{32A}.

HA₃₁

VARIABLE NAME(S) AND LABEL(S):

ha12oftmicrow R12 HA₃₁ OFTEN USE THE MICROWAVE

QUESTION TEXT:

SHOW CARD HA₄

In the last month, when {you/SP} made hot meals did {you/{he/she}} use the microwave oven every time, most times, sometimes, rarely, or never?

CODES

- | | |
|---|------------|
| 1 | EVERY TIME |
| 2 | MOST TIMES |
| 3 | SOMETIMES |
| 4 | RARELY |
| 5 | NEVER |
| | REFUSED |

BOX HA32A**VARIABLE NAME(S) AND LABEL(S):**

NOT ON FILE

If HA30 = 1 (always did by self) go to HA34.
Otherwise, go to HA32A.

HA32A**VARIABLE NAME(S) AND LABEL(S):**

op12mealhlp R12 HA32A HELPS SP WITH MEALS

op12relatnshp R12 RELASHIP TO SP UPDATE AND NEW

DISPLAY INSTRUCTIONS:

Display HELPER RELATIONSHIP CODES.

Display PERSON ROSTER with FIRST NAME, LAST NAME, and RELATIONSHIP TO SP. Allow entry for FIRST NAME, LAST NAME, and RELATIONSHIP TO SP fields.

If FACILITY flag = 1 (YES), display “a staff person from the place where {you live/{he/she} lives}.”

If FACILITY flag = 1 (YES) or RETIREMENTCOMMUNITY flag = 1 (YES), display SERVICE/SOMEONE FROM THE PLACE SP LIVES/LIVED on the PERSON ROSTER.

Display RESTAURANT/TAKE OUT SERVICES and MEALS ON WHEELS on the person roster.

If HA30 = 2 (always with someone else), display “when {you/SP} made hot meals, who did that with {you/{him/her}}”.

If HA30 = 3 (someone else always did), display “who made hot meals for {you/SP}”.

If HA30 = 4 (varied), display “who made hot meals with {you/SP} or for {you/{him/her}}”.

Display "first" and "last" in underlined text.

QUESTION TEXT:

In the last month, {when {you/SP} made hot meals, who did that with {you/{him/her}} / who made hot meals for {you/SP} / who made hot meals with {you/SP} or for {you/{him/her}}}

IF NEEDED: This includes family, friends, { a staff person from the place where {you live/{he/she} lives},} or someone paid to help {you/{him/her}}.

PROBE: Anyone else?

SELECT ALL THAT APPLY

IF PERSON NAMED IS NOT ON THE ROSTER, PRESS CTRL/P TO ADD A PERSON.

HA32b. [What is (his/her) first name?] CONFIRM SPELLING

HA32c. [What is (his/her) last name?] CONFIRM SPELLING

HA32d. [What is (his/her) relationship to {you/SP}?] PRESS F1 FOR HELP SCREEN

CODES

5	DAUGHTER-IN-LAW
6	SON-IN-LAW
9	SISTER
10	BROTHER
11	SISTER-IN-LAW
12	BROTHER-IN-LAW
13	MOTHER
14	STEPMOTHER
15	MOTHER-IN-LAW
16	FATHER
17	STEPFATHER
18	FATHER-IN-LAW
19	GRANDDAUGHTER
20	GRANDSON
21	NIECE
22	NEPHEW
23	AUNT
24	UNCLE
25	COUSIN
26	STEPDAUGHTER'S SON/DAUGHTER
27	STEPSON'S SON/DAUGHTER
28	DAUGHTER-IN-LAW'S SON/DAUGHTER
29	SON-IN-LAW'S SON/DAUGHTER
30	BOARDER/RENTER
31	PAID AIDE/HOUSEKEEPER/EMPLOYEE
32	ROOMMATE
33	EX-SPOUSE/PARTNER
34	BOYFRIEND/GIRLFRIEND
35	NEIGHBOR
36	FRIEND
91	OTHER RELATIVE
92	OTHER NONRELATIVE

PROGRAMMER INSTRUCTIONS:

For each roster selection/addition at HA32, set HELPEDWITHMEALS flag = 1 (yes).

BOX HA33

Respondent Interview (ALL) :: HA

VARIABLE NAME(S) AND LABEL(S):

NOT ON FILE

If HA30 = 2 (always with someone else) and HELPEDWITHMEALS flag= 1 (YES) for SERVICE/SOMEONE FROM PLACE SP LIVES, go to HA35.

If HA30 = 3 (someone else always did) and HELPEDWITHMEALS flag= 1 (YES) for SERVICE/SOMEONE FROM PLACE SP LIVES, go to BOX HA36.

If HA30 = 4 (varied) and HELPEDWITHMEALS flag= 1 (YES) for SERVICE/SOMEONE FROM PLACE SP LIVES, go to BOX HA34.

Otherwise go to HA33.

HA33

VARIABLE NAME(S) AND LABEL(S):

ha12dmealreas

R12 D MEALS REASN WITH BY OTHERS

DISPLAY INSTRUCTIONS:

If HA30 = 2 (always with someone else), display “with”.

If HA30 = 3 (someone else always did), display “for”.

If HA30 = 4 (varied), display “with or for”.

If HA30 = 5 (none made in last month), do not display first sentence.

Display “HEALTH OR FUNCTIONING” and “OTHER REASON” in underlined text.

Display responses in two side-by-side columns with "HEALTH AND FUNCTIONING" and "OTHER REASON" as column headers. Display the remaining text for CODE 1 and CODE 2 as lists below the corresponding column headers.

QUESTION TEXT:

{What is the reason someone else made hot meals {with/for/with or for} {you/SP}?} Was that because of {your/SP's} health or functioning or some other reason?

SELECT ALL THAT APPLY

CODES

Code All That Apply

- | | | |
|---|---|----------|
| 1 | HEALTH OR FUNCTIONING INCLUDES: AGE,
MEMORY, VISION, HEALTH CONDITION/DISEASE
NAMES, SURGERY, UNABLE TO DRIVE | |
| 2 | OTHER REASON INCLUDES: SHARED ACTIVITY,
ALWAYS DONE THIS WAY, SOMEONE ELSE
WANTED TO DO IT, PAY SOMEONE, DOESN'T
LIKE TO DO IT | |
| | REFUSED | BOX HA34 |
| | DON'T KNOW | BOX HA34 |

Respondent Interview (ALL) :: HA

PROGRAMMER INSTRUCTIONS:

If HA33 = 1 (HEALTH OR FUNCTIONING), set HEALTHREASONHELPWITHMEALS flag = 1 (yes).

BOX HA34

VARIABLE NAME(S) AND LABEL(S):

NOT ON FILE

If HA30a = 1 (yes by self), go to HA34.
If HA30 = 2 (always with someone else) or HA30a <> 1 (didn't do by self), go to HA35.

If [HA30 = 3 (someone else always did) or HA30 = 5 (not done in last month)] and
HEALTHREASONHELPWITHMEALS flag = 1 (yes), go to BOX HA36.

Otherwise, go to HA40PRE.

HA34

VARIABLE NAME(S) AND LABEL(S):

ha12mealdif R12 HA34 DIFICULTY MAK MEALS SELF

DISPLAY INSTRUCTIONS:

Display "by {yourself/himself/herself}" in bold underlined text.

QUESTION TEXT:

In the last month, how much difficulty did {you/SP} have making hot meals by {yourself/himself/herself}?
Would you say none, a little, some, or a lot?

CODES

1	NONE
2	A LITTLE
3	SOME
4	A LOT
	REFUSED
	DON'T KNOW

HA35

VARIABLE NAME(S) AND LABEL(S):

ha12mealoft R12 HA35 HOW OFTEN MAKE HOT MEALS

DISPLAY INSTRUCTIONS:

Respondent Interview (ALL) :: HA

Display "a year ago" in bold underlined text.

QUESTION TEXT:

Compared to a year ago, {do you/does SP} make hot meals more often, less often, or about the same?

CODES

- | | |
|---|------------|
| 1 | MORE OFTEN |
| 2 | LESS OFTEN |
| 3 | SAME |
| | REFUSED |
| | DON'T KNOW |

BOX HA36

VARIABLE NAME(S) AND LABEL(S):

NOT ON FILE

If [HA30 = 1 (always by self) or HA30 = 4 (varied)] and [HA34 = 2 (a little) or HA34 = 3 (some) or HA34 = 4 (a lot)], go to HA36.

If [HA30 = 2 (always with someone else) or HA30 = 3 (someone else always did) or HA30 = 4 (varied) or HA30 = 5 (not done in last month)] and [HEALTHREASONHELPWITHMEALS flag = 1 (yes) or HELPEDWITHMEALS flag = 1 (YES) for SERVICE/SOMEONE FROM PLACE SP LIVES] go to HA36

Otherwise go to HA40PRE.

HA36

VARIABLE NAME(S) AND LABEL(S):

ha12mealwout R12 HA36 EVER GO WITHOUT HOT MEAL

DISPLAY INSTRUCTIONS:

If HA30 = 1 (always by self) or 5 (not done in last month) or HA30a = 1 (yes by self), display "it was too difficult to make one by {yourself/himself/herself}".

If HA30 = 2 (always with someone else) or 3 (someone else always did), display "no one was there to help or make one for {you/{him/her}}?"

Display "in the last month" in underlined text.

QUESTION TEXT:

In the last month, did {you/SP} ever go without a hot meal because {it was too difficult to make one by {yourself/himself/herself} / no one was there to help or make one for {you/him/her}}?

CODES

1	YES
2	NO
	REFUSED
	DON'T KNOW

HA40PRE

VARIABLE NAME(S) AND LABEL(S):

NOT ON FILE

QUESTION TEXT:

Now I have a few questions about everyday money matters like handling bills and banking. This includes handling these activities in person or online.

IF NEEDED: By handling bills, we mean writing checks, sending money orders or paying with cash. By banking we mean checking balances, and making transfers, deposits or withdrawals from the bank or ATM.

PRESS 1 AND ENTER TO CONTINUE

HA40

VARIABLE NAME(S) AND LABEL(S):

ha12bank	R12 HA40 HOW BILLS BANKIN HANDLED
----------	-----------------------------------

DISPLAY INSTRUCTIONS:

Display "in the last month" in bold underlined text.

If PROXY flag is null, display "1a".

If PROXY flag = 1 (yes), display "1b".

QUESTION TEXT:

SHOW CARD HA{1a/1b}

Which answer best describes how {your/SP's} bills and banking were handled in the last month? Did {you/{he/she}} always do this by {yourself/himself/herself}, always do it together with someone else, did someone else always do it for {you/{him/her}}, or did it vary?

CODES

1	ALWAYS DID IT BY SELF	HA44
---	-----------------------	------

Respondent Interview (ALL) :: HA

2	ALWAYS DID IT TOGETHER WITH SOMEONE ELSE	HA42A
3	SOMEONE ELSE ALWAYS DID IT	HA42A
4	IT VARIED (MORE THAN ONE WAY)	
5	NOT DONE IN LAST MONTH	HA43
	REFUSED	HA44
	DON'T KNOW	HA44

HA40A

VARIABLE NAME(S) AND LABEL(S):

ha12bankslf R12 HA40A HNDL BILLS BNKING YRSLF

DISPLAY INSTRUCTIONS:

Display "by {yourself/himself/herself}" in bold underlined text.

QUESTION TEXT:

In the last month, did {you/SP} ever handle {your/{his/her}} bills and banking by {yourself/himself/herself}?

CODES

1	YES
2	NO
	REFUSED
	DON'T KNOW

HA41

VARIABLE NAME(S) AND LABEL(S):

QUESTION TEXT:

In the last month, when {you/SP} handled {your/{his/her}} bills and banking, did {you/{he/she}} do that only in person—that is, by going to the bank or ATM—only online, or did it vary?

CODES

1	ONLY IN PERSON
2	ONLY ONLINE
3	IT VARIED/BOTH WAYS
	REFUSED
	DON'T KNOW

HA42A

VARIABLE NAME(S) AND LABEL(S):

op12bankhlp	R12 HA42A HELPS SP WITH BANKING
op12relatnshp	R12 RELASHIP TO SP UPDATE AND NEW

DISPLAY INSTRUCTIONS:

Display HELPER RELATIONSHIP CODES.

Display PERSON ROSTER with FIRST NAME, LAST NAME, and RELATIONSHIP TO SP. Allow entry for FIRST NAME, LAST NAME, and RELATIONSHIP TO SP fields.

If FACILITY flag = 1 (YES), display “a staff person from the place where {you live/{he/she} lives}.”

If FACILITY flag = 1 (YES) or RETIREMENTCOMMUNITY flag =YES(yes), display SERVICE/SOMEONE FROM THE PLACE SP LIVES/LIVED on the PERSON ROSTER.

If HA40 = 2 (always with someone else), display “when {you/SP} handled bills and banking, who did that with {you/{him/her}}”.

If HA40 = 3 (someone else always did), display “who handled bills and banking for {you/SP}”.

If HA40 = 4 (varied), display “who handled bills and banking with {you/SP} or for {you/{him/her}}”.

Display "first" and "last" in underlined text.

QUESTION TEXT:

In the last month, {when {you/SP} handled bills and banking, who did that with {you/{him/her}} / who handled bills and banking for {you/SP} /who handled bills and banking with {you/SP} or for {you/{him/her}}}

IF NEEDED: This includes family, friends, { a staff person from the place where {you live/{he/she} lives},} or someone paid to help {you/{him/her}}.

PROBE: Anyone else?

SELECT ALL THAT APPLY

IF PERSON NAMED IS NOT ON THE ROSTER, PRESS CTRL/P TO ADD A PERSON.

HA42b. [What is (his/her) first name?] CONFIRM SPELLING

HA42c. [What is (his/her) last name?] CONFIRM SPELLING

HA42d. [What is (his/her) relationship to {you/SP}?] PRESS F1 FOR HELP SCREEN

CODES

5	DAUGHTER-IN-LAW
6	SON-IN-LAW
9	SISTER
10	BROTHER
11	SISTER-IN-LAW
12	BROTHER-IN-LAW
13	MOTHER
14	STEPMOTHER

15	MOTHER-IN-LAW
16	FATHER
17	STEPFATHER
18	FATHER-IN-LAW
19	GRANDDAUGHTER
20	GRANDSON
21	NIECE
22	NEPHEW
23	AUNT
24	UNCLE
25	COUSIN
26	STEPDAUGHTER'S SON/DAUGHTER
27	STEPSON'S SON/DAUGHTER
28	DAUGHTER-IN-LAW'S SON/DAUGHTER
29	SON-IN-LAW'S SON/DAUGHTER
30	BOARDER/RENTER
31	PAID AIDE/HOUSEKEEPER/EMPLOYEE
32	ROOMMATE
33	EX-SPOUSE/PARTNER
34	BOYFRIEND/GIRLFRIEND
35	NEIGHBOR
36	FRIEND
91	OTHER RELATIVE
92	OTHER NONRELATIVE

PROGRAMMER INSTRUCTIONS:

For each roster selection/addition at HA42, set HELPEDWITHBANKING flag = 1 (yes).

BOX HA43

VARIABLE NAME(S) AND LABEL(S):

NOT ON FILE

If HA40 = 2 (always with someone else) HELPEDWITHBANKING flag = 1 (YES) for SERVICE/SOMEONE FROM PLACE SP LIVES, go to HA45.

If HA40 = 3 (someone else always did) and HELPEDWITHBANKING flag = 1 (YES) for SERVICE/SOMEONE FROM PLACE SP LIVES, go to BOX HA46.

If HA40 = 4 (varied) and HELPEDWITHBANKING flag = 1 (YES) for SERVICE/SOMEONE FROM PLACE SP LIVES, go to BOX HA44.

Otherwise go to HA43.

HA43

VARIABLE NAME(S) AND LABEL(S):

ha12dbankreas

R12 D BANK BILL REASN WITH BY OTH

DISPLAY INSTRUCTIONS:

If HA40 = 2 (always with someone else), display "with".
If HA40 = 3 (someone else always did), display "for".
If HA40 = 4 (varied), display "with or for".
If HA40 = 5 (not done in last month) do not display first sentence.

Display "HEALTH OR FUNCTIONING" and "OTHER REASON" in underlined text.

Display responses in two side-by-side columns with "HEALTH AND FUNCTIONING" and "OTHER REASON" as column headers. Display the remaining text for CODE 1 and CODE 2 as lists below the corresponding column headers.

QUESTION TEXT:

{What is the reason someone else handled bills and banking {with/for/with or for} {you/{him/her}}?} Was that because of {your/{his/her}} health or functioning or some other reason?

SELECT ALL THAT APPLY

IF SP VOLUNTEERS REASON IS COVID-19, PROBE IF NEEDED: "Just to be clear, was that because of a health or functioning problem related to COVID-19 or some other reason?"

CODES

Code All That Apply

- | | | |
|---|--|----------|
| 1 | HEALTH OR FUNCTIONING INCLUDES: AGE, MEMORY, VISION, HEALTH CONDITION/DISEASE NAMES, SURGERY, UNABLE TO DRIVE | |
| 2 | OTHER REASON INCLUDES: SHARED ACTIVITY, ALWAYS DONE THIS WAY, SOMEONE ELSE WANTED TO DO IT, PAY SOMEONE, DOESN'T LIKE TO DO IT | |
| | REFUSED | BOX HA44 |
| | DON'T KNOW | BOX HA44 |

PROGRAMMER INSTRUCTIONS:

If HA43 =1 (HEALTH OR FUNCTIONING) , set HEALTHREASONHELPWITHBANKING flag = 1 (yes).

BOX HA44

VARIABLE NAME(S) AND LABEL(S):

NOT ON FILE

If HA40a = 1 (yes by self), go to HA44.
If HA40 = 2 (always with someone else) or HA40a <> 1 (didn't do by self), go to HA45.

If [HA40 = 3 (someone else always did) or HA40 = 5 (not done in last month)] and HEALTHREASONHELPWITHBANKING flag =1 (yes), go to BOX HA46.

HA44

VARIABLE NAME(S) AND LABEL(S):

ha12bankdif R12 HA44 DIF HNDL BLLS BNKING SLF

DISPLAY INSTRUCTIONS:

Display "by {yourself/himself/herself}" in bold underlined text.

QUESTION TEXT:

In the last month, how much difficulty did {you/SP} have handling {your/his/her} bills and banking by {yourself/himself/herself}? Would you say none, a little, some, or a lot?

CODES

1	NONE
2	A LITTLE
3	SOME
4	A LOT
	REFUSED
	DON'T KNOW

HA45

VARIABLE NAME(S) AND LABEL(S):

ha12bankoft R12 HA45 HOW OFTEN YOU PAY BILLS

DISPLAY INSTRUCTIONS:

Display "a year ago" in bold underlined text.

QUESTION TEXT:

Compared to a year ago, {do you/does SP} handle {your/his/her} own bills and banking more often, less often, or about the same?

CODES

1	MORE OFTEN
2	LESS OFTEN
3	SAME
	REFUSED
	DON'T KNOW

BOX HA46

VARIABLE NAME(S) AND LABEL(S):

NOT ON FILE

If [HA40 = 1 (always by self) or HA40 = 4 (varied)] and [HA44 = 2 (a little) or HA44 = 3 (some) or HA44 = 4 (a lot)], go to HA46.

If [HA40 = 2 (always with someone else) or HA40 = 3 (some else always did) or HA40 = 4 (varied) or HA40 = 5 (not done in last month)] and [HEALTHREASONHELPWITHBANKING flag = 1 (yes) or HELPEDWITHBANKING flag = 1 (YES) for SERVICE/SOMEONE FROM PLACE SP LIVES], go to HA46.

Otherwise go to HA50PRE.

HA46

VARIABLE NAME(S) AND LABEL(S):

ha12bankwout

R12 HA46 EVER GO WOUT PAYIN BILLS

DISPLAY INSTRUCTIONS:

If HA40=1 (always by self) or 5 (not done in last month) or HA40a = 1 (yes by self), display “it was too difficult to do that by {yourself/himself/herself}”.

If HA40=2 (always with someone else) or 3 (someone else always did), display “no one was there to help or do that for {you/{him/her}}”.

Display "in the last month" in underlined text.

QUESTION TEXT:

In the last month, did {you/SP} ever go without handling {your/his/her} bills and banking matters because {it was too difficult to do that by {yourself/himself/herself} / no one was there to help or do that for {you/{him/her}}?

CODES

1	YES
2	NO
	REFUSED
	DON'T KNOW

HA50PRE

VARIABLE NAME(S) AND LABEL(S):

NOT ON FILE

QUESTION TEXT:

Now let's turn to less common money matters, such as opening, closing or cashing in CDs, checking, money market or retirement accounts, or applying for loans.

PRESS 1 AND ENTER TO CONTINUE

HA50

VARIABLE NAME(S) AND LABEL(S):

ha12money

R12 HA50 MONEY MATTERS TO HANDLE

DISPLAY INSTRUCTIONS:

Display "in the last year" in bold underlined text.

QUESTION TEXT:

In the last year, did {you/SP} have money matters like these that needed to be handled?

IF NEEDED: Money matters include opening, closing or cashing in CDs, checking, money market or retirement accounts, or applying for loans.

CODES

1 YES

2 NO

SECTION SC

REFUSED

SECTION SC

DON'T KNOW

SECTION SC

HA51

VARIABLE NAME(S) AND LABEL(S):

ha12moneyhlp

R12 HA51 ANYONE HLP W MONY MATTRS

DISPLAY INSTRUCTIONS:

If FACILITY flag = 1 (yes), display "a service provided by the place where {you live/{he/she} lives},"

Display "in the last year" in bold underlined text.

QUESTION TEXT:

In the last year, did anyone help {you/SP} or handle these kinds of money matters for {you/{him/her}}? This includes family, friends, {a service provided by the place where {you live/{he/she} lives},} or someone paid to help {you/{him/her}}.

IF NEEDED: Money matters include opening, closing or cashing in CDs, checking, money market or retirement accounts, or applying for loans.

CODES

1	YES	
2	NO	SECTION SC
	REFUSED	SECTION SC
	DON'T KNOW	SECTION SC

HA52A

VARIABLE NAME(S) AND LABEL(S):

op12moneyhlp	R12 HA52A HELPS SP WITH MONEY
op12relatnshp	R12 RELASHIP TO SP UPDATE AND NEW

DISPLAY INSTRUCTIONS:

Display HELPER RELATIONSHIP CODES.

Display PERSON ROSTER with FIRST NAME, LAST NAME, and RELATIONSHIP TO SP. Allow entry for FIRST NAME, LAST NAME, and RELATIONSHIP TO SP fields.

If FACILITY flag = 1 (YES), display “a staff person from the place where {you live/{he/she} lives}.”

If FACILITY flag = 1 (YES) or RETIREMENTCOMMUNITY flag = 1 (YES), display SERVICE/SOMEONE FROM THE PLACE SP LIVES/LIVED on the person roster.

Display "first" and "last" in underlined text.

QUESTION TEXT:

Who was that?

IF NEEDED: This includes family, friends, { a staff person from the place where {you live/{he/she} lives},} or someone paid to help {you/{him/her}}.

PROBE: Anyone else?

SELECT ALL THAT APPLY

IF PERSON NAMED IS NOT ON THE ROSTER, PRESS CTRL/P TO ADD A PERSON.

HA52b. [What is (his/her) first name?] CONFIRM SPELLING

HA52c. [What is (his/her) last name?] CONFIRM SPELLING

HA52d. [What is (his/her) relationship to {you/SP}?] PRESS F1 FOR HELP SCREEN

CODES

5	DAUGHTER-IN-LAW
6	SON-IN-LAW
9	SISTER

10	BROTHER
11	SISTER-IN-LAW
12	BROTHER-IN-LAW
13	MOTHER
14	STEPMOTHER
15	MOTHER-IN-LAW
16	FATHER
17	STEPFATHER
18	FATHER-IN-LAW
19	GRANDDAUGHTER
20	GRANDSON
21	NIECE
22	NEPHEW
23	AUNT
24	UNCLE
25	COUSIN
26	STEPDAUGHTER'S SON/DAUGHTER
27	STEPSON'S SON/DAUGHTER
28	DAUGHTER-IN-LAW'S SON/DAUGHTER
29	SON-IN-LAW'S SON/DAUGHTER
30	BOARDER/RENTER
31	PAID AIDE/HOUSEKEEPER/EMPLOYEE
32	ROOMMATE
33	EX-SPOUSE/PARTNER
34	BOYFRIEND/GIRLFRIEND
35	NEIGHBOR
36	FRIEND
91	OTHER RELATIVE
92	OTHER NONRELATIVE

PROGRAMMER INSTRUCTIONS:

For each roster selection/addition at HA52, set HELPEDWITHMONEYMATTERS flag = 1 (yes).

Go to Section SC – Self-care Activities.

Derived Variables from Items in the HA Section

VARIABLE NAME(S) AND LABEL(S):

ha12dlaunsfdf	R12 D LAUNDRY SELF AND DIFF LEVEL
ha12dshopsfdf	R12 D SLF SHOPPING AND DIFF LEVEL
ha12dmealsfdf	R12 D SELF MEALS AND DIFF LEVEL
ha12dbanksfdf	R12 D SELF BANKS AND DIFF LEVEL
ha12dmealwhl	R12 D HELPER IS MEALS ON WHEELS

Respondent Interview (ALL)

Section SC [SELF-CARE ACTIVITIES]

Sequence: 28

SC1PRE

VARIABLE NAME(S) AND LABEL(S):

NOT ON FILE

DISPLAY INSTRUCTIONS:

If DECEASED flag = 1 (YES), display “SP ate”.
Otherwise, display “you eat/SP eats”.

QUESTION TEXT:

Now I have a few questions about how {{you eat/SP eats}}/SP ate}.

PRESS 1 AND ENTER TO CONTINUE

SC1

VARIABLE NAME(S) AND LABEL(S):

sc12eatdev

R12 SC1 EVER USE ADAPTED UTENSILS

DISPLAY INSTRUCTIONS:

Display “adapted” in bold underlined text.

If DECEASED flag = 1 (YES), display “of {his/her} life”.

QUESTION TEXT:

In the last month {of {his/her} life}, did {you/SP} ever use adapted utensils to help {you/{him/her}} eat or cut {your/{his/her}} food?

IF NEEDED: Adapted utensils include things like easy-to-grip silverware, knives that rock, and plates with high sides.

CODES

1	YES
2	NO
7	ALWAYS FED THROUGH IV OR TUBE
	REFUSED
	DON'T KNOW

BOX SC2

VARIABLE NAME(S) AND LABEL(S):

NOT ON FILE

If SC1 = 7 (FEEDING TUBE), go to SC7PRE.

Else if DECEASED flag = 1 (YES), go to SC3.

Else if SC1 = 1 (YES), go to SC2.

Otherwise, go to SC3.

SC2

VARIABLE NAME(S) AND LABEL(S):

sc12eatdevoft

R12 SC2 OFTEN USE ADAPTED UTENSLS

QUESTION TEXT:

SHOW CARD SC1

Did {you/SP} use adapted utensils every time {you/{he/she}} had a meal, most times, sometimes, or rarely?

CODES

- | | |
|---|------------|
| 1 | EVERY TIME |
| 2 | MOST TIMES |
| 3 | SOMETIMES |
| 4 | RARELY |
| | REFUSED |
| | DON'T KNOW |

SC3

VARIABLE NAME(S) AND LABEL(S):

sc12eathlp

R12 SC3 DID ANYONE HELP YOU EAT

DISPLAY INSTRUCTIONS:

If FACILITY flag = 1 (YES), display “a staff person from the place where {you live/{he/she} {lives/lived}}.”

If DECEASED flag = 1 (YES), display “of {his/her} life” and “lived”.

Otherwise, display “lives”.

QUESTION TEXT:

In the last month {of {his/her} life}, did anyone ever help {you/SP} eat, for instance, by cutting up food or feeding {you/{him/her}}?

IF NEEDED: This includes family, friends, {a staff person from the place where {you live/{he/she} {lives/lived}}, or someone paid to help {you/{him/her}}.

CODES

- | | |
|---|------------|
| 1 | YES |
| 2 | NO |
| | REFUSED |
| | DON'T KNOW |

BOX SC3A**VARIABLE NAME(S) AND LABEL(S):**

NOT ON FILE

If SC3=1 (YES), go to SC3a.

Else if DECEASED flag=1 (YES), go to SC7PRE.

Otherwise, go to SC5.

SC3A**VARIABLE NAME(S) AND LABEL(S):**

- | | |
|----------------------|-----------------------------------|
| op12eathlp | R12 SC3A HELPS SP WITH EATING |
| op12relatnshp | R12 RELASHIP TO SP UPDATE AND NEW |

DISPLAY INSTRUCTIONS:

Display HELPER RELATIONSHIP CODES.

Display PERSON ROSTER with FIRST NAME, LAST NAME, and RELATIONSHIP TO SP. Allow entry for FIRST NAME, LAST NAME, and RELATIONSHIP TO SP fields.

If FACILITY flag = 1 (YES) or RETIREMENTCOMMUNITY flag = 1 (YES), display SERVICE/SOMEONE FROM THE PLACE SP LIVES/LIVED on the PERSON ROSTER.

Display "first" and "last" in underlined text.

QUESTION TEXT:

Who helped {you/SP} eat?

PROBE: Anyone else?

SELECT ALL THAT APPLY

IF PERSON NAMED IS NOT ON THE ROSTER, PRESS CTRL/P TO ADD A PERSON.

SC3b. [What is (his/her) first name?] CONFIRM SPELLING

SC3c. [What is (his/her) last name?] CONFIRM SPELLING

SC3d. [What is (his/her) relationship to {you/SP}?] PRESS F1 FOR HELP SCREEN

CODES

5	DAUGHTER-IN-LAW
6	SON-IN-LAW
9	SISTER
10	BROTHER
11	SISTER-IN-LAW
12	BROTHER-IN-LAW
13	MOTHER
14	STEPMOTHER
15	MOTHER-IN-LAW
16	FATHER
17	STEPFATHER
18	FATHER-IN-LAW
19	GRANDDAUGHTER
20	GRANDSON
21	NIECE
22	NEPHEW
23	AUNT
24	UNCLE
25	COUSIN
26	STEPDAUGHTER'S SON/DAUGHTER
27	STEPSON'S SON/DAUGHTER
28	DAUGHTER-IN-LAW'S SON/DAUGHTER
29	SON-IN-LAW'S SON/DAUGHTER
30	BOARDER/RENTER
31	PAID AIDE/HOUSEKEEPER/EMPLOYEE
32	ROOMMATE
33	EX-SPOUSE/PARTNER
34	BOYFRIEND/GIRLFRIEND
35	NEIGHBOR
36	FRIEND
91	OTHER RELATIVE
92	OTHER NONRELATIVE

PROGRAMMER INSTRUCTIONS:

For each roster selection/addition at SC3, set HELPSWITHEATING flag = 1 (yes).

BOX SC4

VARIABLE NAME(S) AND LABEL(S):

NOT ON FILE

If DECEASED flag = 1 (YES), go to SC7PRE.
Otherwise, go to SC4.

SC4

VARIABLE NAME(S) AND LABEL(S):

sc12eatslfoft R12 SC4 HOW OFTEN EAT BY YOURSELF

DISPLAY INSTRUCTIONS:

DISPLAY "by {yourself/{himself/herself}} and without help" IN BOLD UNDERLINED TEXT

QUESTION TEXT:

SHOW CARD SC2

In the last month when {you/SP} ate, how often did {you/{he/she}} do this by {yourself/{himself/herself}} and without help? Would you say most times, sometimes, rarely, or never?

CODES

1	MOST TIMES	
2	SOMETIMES	
3	RARELY	
4	NEVER	BOX SC6
	REFUSED	BOX SC6
	DON'T KNOW	BOX SC6

SC5

VARIABLE NAME(S) AND LABEL(S):

sc12eatslfdif R12 SC5 DIFFICULTY EATING BY SELF

DISPLAY INSTRUCTIONS:

If SC1 = 1 (used adapted utensils), display “when {you/SP} used adapted utensils,”.

DISPLAY "by {yourself/{himself/herself}} and without help" IN BOLD UNDERLINED TEXT

QUESTION TEXT:

In the last month, {when {you/SP} used adapted utensils,} how much difficulty did {you/{he/she}} have eating by {yourself/{himself/herself}} and without help? Would you say none, a little, some, or a lot?

CODES

- | | |
|---|------------|
| 1 | NONE |
| 2 | A LITTLE |
| 3 | SOME |
| 4 | A LOT |
| | REFUSED |
| | DON'T KNOW |

BOX SC6

VARIABLE NAME(S) AND LABEL(S):

NOT ON FILE

If SC3 = 2 (no help with eating) and SC5 = 1 (no difficulty eating), go to SC7PRE.

Otherwise, go to SC6.

SC6

VARIABLE NAME(S) AND LABEL(S):

sc12eatwout R12 SC6 GO WOUT EAT BECSE NO HELP

DISPLAY INSTRUCTIONS:

If SC4 = 4 (never ate by self w/out help), display “no one was there to help”

Otherwise, display “it was too difficult to feed {yourself/{himself/herself}}”.

QUESTION TEXT:

In the last month, did {you/SP} ever go without eating because {no one was there to help/it was too difficult to feed {yourself/{himself/herself}}}?

CODES

- | | |
|---|------------|
| 1 | YES |
| 2 | NO |
| | REFUSED |
| | DON'T KNOW |

SC7PRE

VARIABLE NAME(S) AND LABEL(S):

NOT ON FILE

DISPLAY INSTRUCTIONS:

If DECEASED flag = 1 (YES), display "SP got".
Otherwise, display "you get/SP gets".

QUESTION TEXT:

Now I have a few questions about how {{you get/SP gets}/SP got} cleaned up.

PRESS 1 AND ENTER TO CONTINUE

SC7

VARIABLE NAME(S) AND LABEL(S):

sc12showrbat1	R12 SC7 SP SHOWERED
sc12showrbat2	R12 SC7 SP TOOK BATHS IN A TUB
sc12showrbat3	R12 SC7 SP WASHED SOME OTHR WAY

DISPLAY INSTRUCTIONS:

If DECEASED flag = 1 (YES), display "of {his/her} life" and "{he/she} took".

Otherwise, display "you take/{he/she} takes".

QUESTION TEXT:

In the last month {of {his/her} life}, how did {you/SP} usually clean {yourself/himself/herself} up? By taking a shower, bathing in a tub, or washing up some other way?

IF NEEDED: Do not include whirlpool baths {you take/{he/she} takes}/{he/she} took} for therapy.

SELECT ALL THAT APPLY

CODES

Code All That Apply

1	SHOWERED
2	TOOK BATHS IN A TUB
3	WASHED UP SOME OTHER WAY
	REFUSED
	DON'T KNOW

PROGRAMMER INSTRUCTIONS:

If SC7 = 1 (showered) and SC7 # 2 (took baths) and SC7 # 3 (washed up), set SHOWERING flag = 1 (yes).
If SC7 = 2 (took baths) and SC7 # 1 (showered) and SC7 # 3 (washed up), set TAKINGBATHS flag = 1 (yes).

Respondent Interview (ALL) :: SC

If SC7 = 3 (washed up) and SC7 ≠ 1 (showered) and SC7 ≠ 2 (took baths), set WASHINGUP flag = 1 (yes).

BOX SC7A

VARIABLE NAME(S) AND LABEL(S):

NOT ON FILE

If DECEASED flag = 1 (YES) and SC7 = 1 (SHOWERED), 2 (BATHS), or 3 (WASH OTHER WAY), go to SC7A.

Else if DECEASED flag <> 1 (YES) and more than one response to SC7, go to SC8.

Else if DECEASED flag <> 1 (YES) and only one response at SC7, go to BOX SC9.

Otherwise, if SC7 = RF or DK, go to SC16PRE.

SC7A

VARIABLE NAME(S) AND LABEL(S):

sc12bdevdec

R12 SC7A USE BATH DEVICE IN LML

DISPLAY INSTRUCTIONS:

If SC7=1 display “showering”.

If SC7=2 display “bathing”.

If SC7=3 display “washing up”.

If more than one answer displayed, separate by “or”.

QUESTION TEXT:

In the last month of {his/her} life, did {SP} ever use grab bars or a shower or tub seat when {showering/bathing/washing up}?

IF NEEDED: A grab bar is designed to help you steady yourself. It may be attached to the wall or built into the shower or tub. A shower or tub seat is a chair, stool, or bench used in the shower or bathtub. Some seats are placed in the shower or tub, others are built in.

CODES

1	YES
2	NO
	REFUSED
	DON'T KNOW

PROGRAMMER INSTRUCTIONS:

Go to SC11.

SC8

VARIABLE NAME(S) AND LABEL(S):

Respondent Interview (ALL) :: SC

DISPLAY INSTRUCTIONS:

If SC7 = 1 (showered), display “showering” and response option 1.
If SC7 = 2 (took baths), display “taking baths” and response option 2.
If SC7 = 3 (washed up), display “washing up some other way” and response option 3.
Display “or” between methods of cleaning up.

QUESTION TEXT:

In the last month, which did {you/SP} do most often: {showering / taking baths / washing up some other way}?

CODES

- | | |
|---|---------------------------|
| 1 | SHOWERING |
| 2 | TAKING BATHS |
| 3 | WASHING UP SOME OTHER WAY |

PROGRAMMER INSTRUCTIONS:

If SC8 = 1 (showering), set SHOWERING flag = 1 (yes).
If SC8 = 2 (taking baths), set TAKINGBATHS flag = 1 (yes).
If SC8 = 3 (washing up), set WASHINGUP flag = 1 (yes).

BOX SC9**VARIABLE NAME(S) AND LABEL(S):**

NOT ON FILE

If BATHGRABBAR = 1 (yes) and [SHOWERING flag = 1 (YES) or TAKINGBATHS flag = 1 (YES)], go to SC9.
Otherwise, go to BOX SC10.

SC9**VARIABLE NAME(S) AND LABEL(S):**

sc12scusgrbrs

R12 SC9 HOW OFTEN USE GRAB BARS

DISPLAY INSTRUCTIONS:

If SHOWERING flag = 1 (YES), display “showered”.
If TAKINGBATHS flag = 1 (YES), display “took a bath”.

QUESTION TEXT:

SHOW CARD SC3

In the last month, did {you/SP} use grab bars every time {you/{he/she}} {showered/ took a bath} most times, sometimes, rarely, or never?

IF NEEDED: A grab bar is designed to help you steady yourself. It may be attached to the wall or built into the

shower or tub. Do not include towel racks.

CODES

- | | |
|---|------------|
| 1 | EVERY TIME |
| 2 | MOST TIMES |
| 3 | SOMETIMES |
| 4 | RARELY |
| 5 | NEVER |
| | REFUSED |
| | DON'T KNOW |

BOX SC10

VARIABLE NAME(S) AND LABEL(S):

NOT ON FILE

If BATHSEAT flag = 1 (yes) and [SHOWERING flag = 1 (YES) or TAKINGBATHS flag = 1 (YES)], go to SC10.

Otherwise, go to SC11.

SC10

VARIABLE NAME(S) AND LABEL(S):

sc12shtubseat R12 SC10 OFTN USE SHOWR TUB SEAT

DISPLAY INSTRUCTIONS:

If SHOWERING flag = 1 (yes), display “showered”.

If TAKINGBATHS flag = 1 (yes), display “took a bath”.

QUESTION TEXT:

SHOW CARD SC3

In the last month, did {you/SP} use the shower or tub seat every time {you/{he/she}} {showered/ took a bath}, most times, sometimes, rarely, or never?

IF NEEDED: A shower or tub seat is a chair, stool, or bench used in the shower or bathtub. Some seats are placed in the shower or tub, others are built in.

CODES

- | | |
|---|------------|
| 1 | EVERY TIME |
| 2 | MOST TIMES |

- | | |
|---|------------|
| 3 | SOMETIMES |
| 4 | RARELY |
| 5 | NEVER |
| | REFUSED |
| | DON'T KNOW |

SC11

VARIABLE NAME(S) AND LABEL(S):

sc12bathhlp R12 SC11 ANYN HLP SHOWR BATH OTHR

DISPLAY INSTRUCTIONS:

If SC7 = 1 (showered) or SHOWERING flag = 1 (YES), display “shower”.
 If SC7 = 2 (took baths) or TAKINGBATHS flag = 1 (YES), display “take a bath”.
 If SC7 = 3 (washed up) or WASHINGUP flag = 1 (YES), display “wash up”.
 If more than one answer displayed, separate by “or”.

 If FACILITY flag = 1 (YES), display “a staff person from the place where {you live/{he/she} {lives/lived},”.
 If DECEASED flag = 1 (YES), display “of {his/her} life” and “lived”.
 Otherwise, display “lives”.

QUESTION TEXT:

In the last month {of {his/her} life}, did anyone ever help {you/SP} {shower/ take a bath/wash up}?

IF NEEDED: This includes family, friends, {a staff person from the place where {you live/{he/she} {lives/lived},} or someone paid to help {you/{him/her}}.

CODES

- | | |
|---|------------|
| 1 | YES |
| 2 | NO |
| | REFUSED |
| | DON'T KNOW |

BOX SC11A

VARIABLE NAME(S) AND LABEL(S):

NOT ON FILE

If SC11=1 (YES), go to SC11a.
 Else if DECEASED flag=1 (YES), go to SC16PRE.
 Otherwise, go to SC13.

SC11A

VARIABLE NAME(S) AND LABEL(S):

op12bathhlp	R12 SC11A HELPS SP WITH BATHING
op12relatnshp	R12 RELASHIP TO SP UPDATE AND NEW

DISPLAY INSTRUCTIONS:

If SHOWERING flag = 1 (yes), display “shower”.
If TAKINGBATHS flag = 1 (yes), display “take a bath”.
If WASHINGUP flag = 1 (yes), display “wash up”.

Display HELPER RELATIONSHIP CODES.

Display PERSON ROSTER with FIRST NAME, LAST NAME, and RELATIONSHIP TO SP. Allow entry for FIRST NAME, LAST NAME, and RELATIONSHIP TO SP fields.

If FACILITY flag = 1 (YES) or RETIREMENTCOMMUNITY flag = 1 (YES), display SERVICE/SOMEONE FROM THE PLACE SP LIVES/LIVED on the PERSON ROSTER.

Display "first" and "last" in underlined text.

QUESTION TEXT:

Who helped {you/SP} {shower/take a bath/wash up}?

PROBE: Anyone else?

SELECT ALL THAT APPLY

IF PERSON NAMED IS NOT ON THE ROSTER, PRESS CTRL/P TO ADD A PERSON.

SC11b. [What is (his/her) first name?] CONFIRM SPELLING

SC11c. [What is (his/her) last name?] CONFIRM SPELLING

SC11d. [What is (his/her) relationship to {you/SP}?] PRESS F1 FOR HELP SCREEN

CODES

5	DAUGHTER-IN-LAW
6	SON-IN-LAW
9	SISTER
10	BROTHER
11	SISTER-IN-LAW
12	BROTHER-IN-LAW
13	MOTHER
14	STEPMOTHER
15	MOTHER-IN-LAW
16	FATHER
17	STEPFATHER
18	FATHER-IN-LAW
19	GRANDDAUGHTER

20	GRANDSON
21	NIECE
22	NEPHEW
23	AUNT
24	UNCLE
25	COUSIN
26	STEPDAUGHTER'S SON/DAUGHTER
27	STEPSON'S SON/DAUGHTER
28	DAUGHTER-IN-LAW'S SON/DAUGHTER
29	SON-IN-LAW'S SON/DAUGHTER
30	BOARDER/RENTER
31	PAID AIDE/HOUSEKEEPER/EMPLOYEE
32	ROOMMATE
33	EX-SPOUSE/PARTNER
34	BOYFRIEND/GIRLFRIEND
35	NEIGHBOR
36	FRIEND
91	OTHER RELATIVE
92	OTHER NONRELATIVE

PROGRAMMER INSTRUCTIONS:

For each roster selection/addition at SC11, set HELPSWITHBATHING flag = 1 (YES).

BOX SC12

VARIABLE NAME(S) AND LABEL(S):

NOT ON FILE

If DECEASED flag = 1 (YES), go to SC16PRE.

Otherwise, go to SC12.

SC12

VARIABLE NAME(S) AND LABEL(S):

sc12bathoft R12 SC12 HOW OFTEN BATHE YOURSELF

DISPLAY INSTRUCTIONS:

If SHOWERING flag = 1 (yes), display “showered”.

If TAKINGBATHS flag = 1 (yes), display “took a bath”.

If WASHINGUP flag = 1 (yes), display “washed up”.

DISPLAY "by {yourself/{himself/herself}} and without help" IN BOLD UNDERLINED TEXT

Respondent Interview (ALL) :: SC

QUESTION TEXT:

SHOW CARD SC2

In the last month, when {you/SP} {showered/ took a bath/ washed up}, how often did {you/{he/she}} do this by {yourself/{himself/herself}} and without help? Would you say most times, sometimes, rarely, or never?

CODES

1	MOST TIMES	
2	SOMETIMES	
3	RARELY	
4	NEVER	SC14
	REFUSED	SC14
	DON'T KNOW	SC14

SC13**VARIABLE NAME(S) AND LABEL(S):**

sc12bathdif R12 SC13 DIFF USING BARS OR SEATS

DISPLAY INSTRUCTIONS:

If SC9 = 1, 2, 3, or 4 (used bath grab bars every time, most times, sometimes, or rarely) or SC10 = 1, 2, 3, or 4 (used bath seat every time, most times, sometimes, or rarely), display "{when {you/SP} used {your/{his/her}}}".

If SC9 = 1, 2, 3, or 4 and SC10 = 1, 2, 3, or 4, display "grab bars or shower or tub seat".

Else if SC9 = 1, 2, 3, or 4, display "grab bars".

Else if SC10 = 1, 2, 3, or 4, display "shower or tub seat".

If SHOWERING flag = 1 (yes), display "showering".

If TAKINGBATHS flag = 1 (yes), display "taking a bath".

If WASHINGUP flag = 1 (yes), display "washing up".

If SC9 = 1, 2, 3, or 4, display "A grab bar is designed to help you steady yourself. It may be attached to the wall or built into the shower or tub. Do not include towel racks."

If SC10 = 1, 2, 3, or 4, display "A shower or tub seat includes a chair, stool, or bench used in the shower or bathtub. Some seats are placed in the shower or tub, others are built in."

If SC9 = 5 (NEVER), RF, or DK and SC10 = 5 (NEVER), RF, or DK, do not display "IF NEEDED" text.

DISPLAY "by {yourself/{himself/herself}} and without help" IN BOLD UNDERLINED TEXT

QUESTION TEXT:

In the last month, {{when {you/SP} used {your/{his/her}}}} {grab bars/shower or tub seat/grab bars or shower or tub seat}, how much difficulty did {you/{he/she}} have {showering/ taking a bath/ washing up} by {yourself/{himself/herself}} and without help? Would you say none, a little, some, or a lot?

IF NEEDED: {A grab bar is designed to help you steady yourself. It may be attached to the wall or built into the shower or tub. Do not include towel racks.} {A shower or tub seat includes a chair, stool, or bench used in the shower or bathtub. Some seats are placed in the shower or tub, others are built in.}

CODES

- | | |
|---|------------|
| 1 | NONE |
| 2 | A LITTLE |
| 3 | SOME |
| 4 | A LOT |
| | REFUSED |
| | DON'T KNOW |

SC14**VARIABLE NAME(S) AND LABEL(S):**

sc12bathyrgo R12 SC14 BATHE MRE OFT THN YR AGO

DISPLAY INSTRUCTIONS:

If SHOWERING flag = 1 (yes), display “shower”.
If TAKINGBATHS flag = 1 (yes), display “take baths”.
If WASHINGUP flag = 1 (yes), display “wash up”.

DISPLAY "a year ago" IN BOLD UNDERLINED TEXT

QUESTION TEXT:

Compared to a year ago, {do you/does SP} now {shower/ take baths/ wash up} more often, less often, or about the same?

CODES

- | | |
|---|------------|
| 1 | MORE OFTEN |
| 2 | LESS OFTEN |
| 3 | SAME |
| | REFUSED |
| | DON'T KNOW |

BOX SC15**VARIABLE NAME(S) AND LABEL(S):**

NOT ON FILE

If SC11 = 2 (no help cleaning up) and SC13 = 1 (no difficulty cleaning up), go to SC16PRE.

Otherwise go to SC15.

SC15

VARIABLE NAME(S) AND LABEL(S):

sc12bathwout

R12 SC15 EVER GO WITHOUT WASHING

DISPLAY INSTRUCTIONS:

If SC12 = 4 (never cleaned up by self), display “no one was there to help”.
Otherwise, display “it was too difficult to do that by {yourself/{himself/herself}}”.

If SHOWERING flag = 1 (yes), display “showering”.
If TAKINGBATHS flag = 1 (yes), display “taking a bath”.
If WASHINGUP flag = 1 (yes), display “washing up”.

QUESTION TEXT:

In the last month, did {you/SP} ever go without {showering/ taking a bath/ washing up} because {no one was there to help /it was too difficult to do that by {yourself/{himself/herself}}}?

CODES

1	YES
2	NO
	REFUSED
	DON'T KNOW

SC16PRE

VARIABLE NAME(S) AND LABEL(S):

NOT ON FILE

QUESTION TEXT:

Now I have a few questions about using the toilet.

IF NEEDED: These questions may seem a bit personal, but they are very important for research on aging and health trends.

PRESS 1 AND ENTER TO CONTINUE

SC16

VARIABLE NAME(S) AND LABEL(S):

sc12usvarto1

R12 SC16 SP USED PORTABLE COMMODE

sc12usvartoi2	R12 SC16 SP USED PADS UNDERGMT
sc12usvartoi3	R12 SC16 USED GRABBARS FR TOILET
sc12usvartoi4	R12 SC16 USED RAISED TOILET SEAT

DISPLAY INSTRUCTIONS:

Use "Same Question Stem" display for SC16 [a-d]

DISPLAY "In the last month" IN BOLD UNDERLINED TEXT

If at SC16a, do not display question text in brackets.
Otherwise, display question text in brackets.

For SC16a, if IS3 = 1 (SP is male), display “, portable urinal,”.
For SC16d, if IS3 = 1 (SP is male), display “, portable urinals,”.

If TOILETGRABBAR flag = 1 (yes) or DECEASED flag=1 (YES), display variable text {c}.
If RAISEDTOILET flag = 1 (yes) or DECEASED flag=1 (YES), display variable text {d}.

If DECEASED flag = 1 (YES), display “of {his/her} life” and “did SP ever use”.
Otherwise, display “{have you/has SP} ever used”.

QUESTION TEXT:

{[In the last month {of {his/her} life}, {{have you/has SP} ever used}/{did SP ever use}{}]}

{variable text [a-d]}

RESPONSE [1] a. a portable commode{, portable urinal,} or bedpan?

RESPONSE [2] b. disposable pads or undergarments to help prevent accidentally wetting or soiling {your/{his/her}} clothes?

{RESPONSE [3] c. grab bars around the toilet?

IF NEEDED: A grab bar is designed to help you steady yourself. It may be attached to the wall or part of a frame that goes over the toilet. Do not include towel racks.}

{RESPONSE [4] d. a raised toilet or raised toilet seat?

IF NEEDED: This includes a toilet seat that is elevated higher than usual, either because the toilet or the seat is raised, or a seat with arms that fits over the toilet. Do not include portable commodes{, portable urinals,} or bedpans.}

CODES

1	YES
2	NO
	REFUSED
	DON'T KNOW

PROGRAMMER INSTRUCTIONS:

Array the responses and variable text columns in the panel.
Display 'variable text' in the a-d sequence until all rows have been displayed.

SC17

VARIABLE NAME(S) AND LABEL(S):

sc12toilhlp	R12 SC17 ANYON HLP YOU USE TOILET
--------------------	-----------------------------------

DISPLAY INSTRUCTIONS:

If FACILITY flag = 1 (YES), display “a staff person from the place where {you live/{he/she} {lives/lived}},”.
If DECEASED flag = 1 (YES), display “of {his/her} life” and “lived”.
Otherwise, display “lives”.

QUESTION TEXT:

In the last month {of {his/her} life}, did anyone ever help {you/SP} use the toilet?

IF NEEDED: This includes family, friends, {a staff person from the place where {you live/{he/she} {lives/lived}},
or someone paid to help {you/{him/her}}.

CODES

1	YES
2	NO
	REFUSED
	DON'T KNOW

BOX SC17A**VARIABLE NAME(S) AND LABEL(S):**

NOT ON FILE

If SC17 = 1 (YES), go to SC17A.

Else if DECEASED flag = 1 (YES), go to SC21PRE.

Otherwise, go to SC19.

SC17A**VARIABLE NAME(S) AND LABEL(S):**

op12toilhlp	R12 SC17A HELPS SP WITH TOILETING
op12relatnshp	R12 RELASHIP TO SP UPDATE AND NEW

DISPLAY INSTRUCTIONS:

Display HELPER RELATIONSHIP CODES.

Display PERSON ENTRY with FIRST NAME, LAST NAME, and RELATIONSHIP TO SP. Allow entry for FIRST NAME, LAST NAME, and RELATIONSHIP TO SP fields.

If FACILITY flag = 1 (YES) or RETIREMENTCOMMUNITY flag = 1 (YES), display SERVICE/SOMEONE FROM THE PLACE SP LIVES/LIVED on the PERSON ROSTER.

Display "first" and "last" in underlined text.

QUESTION TEXT:

Who helped {you/SP} use the toilet?

PROBE: Anyone else?

SELECT ALL THAT APPLY

IF PERSON NAMED IS NOT ON THE ROSTER, PRESS CTRL/P TO ADD A PERSON.

SC17b. [What is (his/her) first name?] CONFIRM SPELLING

SC17c. [What is (his/her) last name?] CONFIRM SPELLING

SC17d. [What is (his/her) relationship to {you/SP}?] [PRESS F1 FOR HELP SCREEN]

CODES

5	DAUGHTER-IN-LAW
6	SON-IN-LAW
9	SISTER
10	BROTHER
11	SISTER-IN-LAW
12	BROTHER-IN-LAW
13	MOTHER
14	STEPMOTHER
15	MOTHER-IN-LAW
16	FATHER
17	STEPFATHER
18	FATHER-IN-LAW
19	GRANDDAUGHTER
20	GRANDSON
21	NIECE
22	NEPHEW
23	AUNT
24	UNCLE
25	COUSIN
26	STEPDAUGHTER'S SON/DAUGHTER
27	STEPSON'S SON/DAUGHTER
28	DAUGHTER-IN-LAW'S SON/DAUGHTER
29	SON-IN-LAW'S SON/DAUGHTER
30	BOARDER/RENTER
31	PAID AIDE/HOUSEKEEPER/EMPLOYEE
32	ROOMMATE
33	EX-SPOUSE/PARTNER
34	BOYFRIEND/GIRLFRIEND
35	NEIGHBOR
36	FRIEND
91	OTHER RELATIVE

PROGRAMMER INSTRUCTIONS:

For each roster selection/addition at SC17, set HELPSWITHTOILETING flag = 1 (yes).

BOX SC18**VARIABLE NAME(S) AND LABEL(S):**

NOT ON FILE

If DECEASED flag = 1 (YES), go to SC21PRE.

Otherwise, go to SC18.

SC18**VARIABLE NAME(S) AND LABEL(S):**

sc12toiloft

R12 SC18 OFTEN USE TOILET BY SELF

DISPLAY INSTRUCTIONS:

DISPLAY "by {yourself/{himself/herself}} and without help" IN BOLD UNDERLINED TEXT

QUESTION TEXT:

SHOW CARD SC2

In the last month, when {you/SP} used the toilet, how often did {you/{he/she}} do this by {yourself/{himself/herself}} and without help? Would you say most times, sometimes, rarely, or never?

CODES

1	MOST TIMES	
2	SOMETIMES	
3	RARELY	
4	NEVER	SC20
	REFUSED	SC20
	DON'T KNOW	SC20

SC19**VARIABLE NAME(S) AND LABEL(S):**

sc12toildif

R12 SC19 DIFFICULTY TOILETING SELF

DISPLAY INSTRUCTIONS:

Respondent Interview (ALL) :: SC

If SC16c = 1 (used toilet grab bars) or SC16d = 1 (used raised toilet), display “when {you/SP} used the {grab bars/raised toilet or raised toilet seat/grab bars or raised toilet or raised toilet seat},”.

If SC16c = 1 (used toilet grab bars) and SC16d = 1 (used raised toilet), display “grab bars or raised toilet or raised toilet seat”

Else if SC16c = 1 (used toilet grab bars), display “grab bars”.

Else if SC16d = 1 (used raised toilet), display “raised toilet or raised toilet seat”.

DISPLAY "by {yourself/{himself/herself}} and without help" IN BOLD UNDERLINED TEXT

QUESTION TEXT:

In the last month, {when {you/SP} used the} {grab bars/raised toilet or raised toilet seat/grab bars or raised toilet or raised toilet seat},} how much difficulty did {you/{he/she}} have using the toilet by {yourself/{himself/herself}} and without help? Would you say none, a little, some, or a lot?

CODES

- | | |
|---|------------|
| 1 | NONE |
| 2 | A LITTLE |
| 3 | SOME |
| 4 | A LOT |
| | REFUSED |
| | DON'T KNOW |

BOX SC20

VARIABLE NAME(S) AND LABEL(S):

NOT ON FILE

If SC17 = 2 (no help) and SC19 = 1 (no difficulty), go to SC21PRE.

Otherwise go to SC20.

SC20

VARIABLE NAME(S) AND LABEL(S):

sc12toilwout R12 SC20 ACCIDENT WET SOIL CLTHES

DISPLAY INSTRUCTIONS:

If SC18= 4 (never used toilet by self), display “no one was there to help {you/{him/her}} get to or use the toilet”.

Otherwise, display “it was too difficult to get to or use the toilet by {yourself/{himself/herself}}”.

QUESTION TEXT:

Respondent Interview (ALL) :: SC

In the last month, did {you/SP} ever accidentally wet or soil {your/{his/her}} clothes because {no one was there to help {you/{him/her}} get to or use the toilet/it was too difficult to get to or use the toilet by {yourself/{himself/herself}}?

CODES

- | | |
|---|------------|
| 1 | YES |
| 2 | NO |
| | REFUSED |
| | DON'T KNOW |

SC21PRE

VARIABLE NAME(S) AND LABEL(S):

NOT ON FILE

DISPLAY INSTRUCTIONS:

If DECEASED flag = 1 (YES), display "a person".
Otherwise, display "{you/SP}".

QUESTION TEXT:

The next few questions are about getting dressed. By getting dressed we mean changing out of the clothes {{you/SP}/a person} slept in.

PRESS 1 AND ENTER TO CONTINUE

SC21

VARIABLE NAME(S) AND LABEL(S):

sc12dresoft R12 SC21 OFTEN YOU GET DRESSED

DISPLAY INSTRUCTIONS:

If DECEASED flag = 1 (YES), display "of {his/her} life".

QUESTION TEXT:

SHOW CARD SC4

In the last month {of {his/her} life}, did {you/SP} get dressed every day, most days, some days, rarely, or never?

CODES

- | | |
|---|-----------------------------|
| 1 | EVERY DAY (7 DAYS A WEEK) |
| 2 | MOST DAYS (5-6 DAYS A WEEK) |
| 3 | SOME DAYS (2-4 DAYS A WEEK) |

- | | |
|---|------------------------------|
| 4 | RARELY (ONCE A WEEK OR LESS) |
| 5 | NEVER |
| | REFUSED |
| | DON'T KNOW |

BOX SC22

VARIABLE NAME(S) AND LABEL(S):

NOT ON FILE

If SC21=1, 2, 3, or 4, go to SC22.

Else if DECEASED flag = 1 (YES), go to Section DS – Duration of Self Care Activities.

Otherwise, go to Box SC27.

SC22

VARIABLE NAME(S) AND LABEL(S):

sc12dresdev

R12 SC22 USE SPECL ITEMS TO DRESS

DISPLAY INSTRUCTIONS:

If DECEASED flag = 1 (YES), display “of {his/her} life”.

QUESTION TEXT:

In the last month {of {his/her} life}, did {you/SP} use any special items to get dressed, such as a button hook, reacher or grabber, or clothes that are designed to get on and off easily?

CODES

- | | |
|---|------------|
| 1 | YES |
| 2 | NO |
| | REFUSED |
| | DON'T KNOW |

SC23

VARIABLE NAME(S) AND LABEL(S):

sc12dreshlp

R12 SC23 ANYONE HELP GET DRESSED

DISPLAY INSTRUCTIONS:

If SP is female, display “or bra”.

DISPLAY "In the last month" IN BOLD UNDERLINED TEXT

If FACILITY flag = 1 (YES), display “a staff person from the place where {you live/{he/she} {lives/lived}},”.

If DECEASED flag = 1 (YES), display “of {his/her} life” and “lived”.

Otherwise, display “lives”.

QUESTION TEXT:

In the last month {of {his/her} life}, did anyone ever help {you/SP} get dressed, for instance, by getting clothing over {your/{his/her}} head, helping with clothing behind {your/{his/her}} back like a belt {or bra}, or helping {you/{him/her}} put on socks or shoes?

IF NEEDED: This includes family, friends, {a staff person from the place where {{you live/{he/she} {lives/lived}}, or someone paid to help {you/{him/her}}}.

CODES

- | | |
|---|------------|
| 1 | YES |
| 2 | NO |
| | REFUSED |
| | DON'T KNOW |

BOX SC23A**VARIABLE NAME(S) AND LABEL(S):**

NOT ON FILE

If SC23 = 1 (YES), go to SC23A.

Else if DECEASED flag = 1 (YES), go to Section DS – Duration of Self Care Activities.

Otherwise, go to SC25.

SC23A**VARIABLE NAME(S) AND LABEL(S):**

- | | |
|----------------------|-----------------------------------|
| op12dreshlp | R12 SC23A HELPS SP WITH DRESSING |
| op12relatnshp | R12 RELASHIP TO SP UPDATE AND NEW |

DISPLAY INSTRUCTIONS:

Display HELPER RELATIONSHIP CODES.

Display PERSON ROSTER with FIRST NAME, LAST NAME, and RELATIONSHIP TO SP. Allow entry for FIRST NAME, LAST NAME, and RELATIONSHIP TO SP fields.

If FACILITY flag = 1 (YES) or RETIREMENTCOMMUNITY flag = 1 (YES), display SERVICE/SOMEONE FROM THE PLACE SP LIVES/LIVED on the PERSON ROSTER.

Display "first" and "last" in bold underlined text.

QUESTION TEXT:

Who helped {you/SP} get dressed?

PROBE: Anyone else?

SELECT ALL THAT APPLY

IF PERSON NAMED IS NOT ON THE ROSTER, PRESS CTRL/P TO ADD A PERSON.

SC23b. [What is (his/her) first name?] CONFIRM SPELLING

SC23c. [What is (his/her) last name?] CONFIRM SPELLING

SC23d. [What is (his/her) relationship to {you/SP}?] PRESS F1 FOR HELP SCREEN

CODES

- | | |
|----|--------------------------------|
| 5 | DAUGHTER-IN-LAW |
| 6 | SON-IN-LAW |
| 9 | SISTER |
| 10 | BROTHER |
| 11 | SISTER-IN-LAW |
| 12 | BROTHER-IN-LAW |
| 13 | MOTHER |
| 14 | STEPMOTHER |
| 15 | MOTHER-IN-LAW |
| 16 | FATHER |
| 17 | STEPFATHER |
| 18 | FATHER-IN-LAW |
| 19 | GRANDDAUGHTER |
| 20 | GRANDSON |
| 21 | NIECE |
| 22 | NEPHEW |
| 23 | AUNT |
| 24 | UNCLE |
| 25 | COUSIN |
| 26 | STEPDAUGHTER'S SON/DAUGHTER |
| 27 | STEPSON'S SON/DAUGHTER |
| 28 | DAUGHTER-IN-LAW'S SON/DAUGHTER |
| 29 | SON-IN-LAW'S SON/DAUGHTER |
| 30 | BOARDER/RENTER |
| 31 | PAID AIDE/HOUSEKEEPER/EMPLOYEE |
| 32 | ROOMMATE |
| 33 | EX-SPOUSE/PARTNER |

34	BOYFRIEND/GIRLFRIEND
35	NEIGHBOR
36	FRIEND
91	OTHER RELATIVE
92	OTHER NONRELATIVE

PROGRAMMER INSTRUCTIONS:

For each roster selection/addition at SC23, set HELPSWITHDRESSING flag = 1 (yes).

BOX SC24

VARIABLE NAME(S) AND LABEL(S):

NOT ON FILE

If DECEASED flag = 1 (YES), go to Section DS – Duration of Self Care Activities.

Otherwise, go to SC24.

SC24

VARIABLE NAME(S) AND LABEL(S):

sc12dresslf R12 SC24 OFTEN YOU DRESS YOURSELF

DISPLAY INSTRUCTIONS:

DISPLAY "by {yourself/{himself/herself}} and without help" IN BOLD UNDERLINED TEXT

QUESTION TEXT:

SHOW CARD SC2

In the last month, when {you/SP} got dressed, how often did {you/{he/she}} do this by {yourself/{himself/herself}} and without help? Would you say most times, sometimes, rarely, or never?

CODES

1	MOST TIMES	
2	SOMETIMES	
3	RARELY	
4	NEVER	SC26
	REFUSED	SC26
	DON'T KNOW	SC26

SC25

Respondent Interview (ALL) :: SC

VARIABLE NAME(S) AND LABEL(S):

sc12dresdif

R12 SC25 DIF WHN US SP ITMS YRSLF

DISPLAY INSTRUCTIONS:

If SC22 = 1 (yes, used special items), display “when {you/SP} used special items to help {you/{him/her}} get dressed,”.

DISPLAY "by {yourself/{himself/herself}} and without help" IN BOLD UNDERLINED TEXT

QUESTION TEXT:

In the last month, {when {you/SP} used special items to help {you/{him/her}} get dressed,} how much difficulty did {you/{he/she}} have getting dressed by {yourself/{himself/herself}} and without help? Would you say none, a little, some, or a lot?

CODES

- | | |
|---|------------|
| 1 | NONE |
| 2 | A LITTLE |
| 3 | SOME |
| 4 | A LOT |
| | REFUSED |
| | DON'T KNOW |

SC26

VARIABLE NAME(S) AND LABEL(S):

sc12dresyrgo

R12 SC26 HOW OFTN YOU GET DRESSED

DISPLAY INSTRUCTIONS:

DISPLAY "a year ago" IN BOLD UNDERLINED TEXT

QUESTION TEXT:

Compared to a year ago, {do you/does SP} now get dressed more often, less often, or about the same?

CODES

- | | |
|---|------------|
| 1 | MORE OFTEN |
| 2 | LESS OFTEN |
| 3 | SAME |
| | REFUSED |
| | DON'T KNOW |

BOX SC27

VARIABLE NAME(S) AND LABEL(S):

If SC23 = 2 (did not get help) and SC25 = 1 (no difficulty), go to Section DS – Duration of Self Care Accommodations.

Otherwise go to SC27.

SC27

VARIABLE NAME(S) AND LABEL(S):

sc12dreswout R12 SC27 GO WITHOUT GTTNG DRESSED

DISPLAY INSTRUCTIONS:

If SC24 = 4 (never dressed by self), display “there was no one there to help”.

Otherwise, display “it was too difficult to dress by {yourself/{himself/herself}}”.

QUESTION TEXT:

In the last month, did {you/SP} ever go without getting dressed because {there was no one there to help /it was too difficult to dress by {yourself/{himself/herself}}?

CODES

1	YES
2	NO
	REFUSED
	DON'T KNOW

PROGRAMMER INSTRUCTIONS:

Go to Section DS – Duration of Self Care Accommodations.

Derived Variables from Items in the SC Section

VARIABLE NAME(S) AND LABEL(S):

sc12deatdevi	R12 D USES DEVICES WHILE EATING
sc12deathelp	R12 D HAS HELP EATING
sc12deatsfdf	R12 D DIFF EATING BY SELF WO HELP
sc12dbathdevi	R12 D USES DEVICES WHILE BATHING
sc12dbathhelp	R12 D HAS HELP WHILE BATHING
sc12dbathsfdf	R12 D DIFF BATHING SELF NO HELP
sc12dtoildevi	R12 D USES DEVICE WHILE TOILETING
sc12dtoilhelp	R12 D HAS HELP WHILE TOILETING

sc12dtoilsfdf	R12 D DIFF LEVEL TOILETING SELF
sc12ddresdevi	R12 D USES DEVICES WHILE DRESSING
sc12ddreshelp	R12 D HAS HELP WHILE DRESSING
sc12ddressfdf	R12 D DIFF LEVEL DRESSING SELF

Flag Variables Set in the SC Section

VARIABLE NAME(S) AND LABEL(S):

fl12showering	R12 F SC SP USES SHOWER
fl12takingbth	R12 F SC SP TAKES BATHS
fl12washingup	R12 F SC SP WASHES OTHER WAY

Respondent Interview (ALL)

Section DS [DURATION OF SELF CARE ACCOMMODATIONS]

Sequence: 29

BOX DS1

VARIABLE NAME(S) AND LABEL(S):

NOT ON FILE

If NEWSAMPLE flag = 1 (YES) and [SC3, SC11, SC17, and SC23 <> 1 (YES)], go to DS1.
Else if NEWSAMPLE flag = 1 (YES), go to DS2.

If DECEASED flag = 1 (YES) and (LAST INT Status = 64 or 61), go to Section PA – Participation.
Else if (LAST INT Status=64), go to Section MC – Medical Care Activities.

Else if DECEASED flag=1 (YES) and [Combined MONTH OF DEATH and YEAR OF DEATH = Combined LAST INT interview month and LAST INT interview year or the month after the LAST INT interview month and LAST INT interview year (LAST INT interview month+1) or Month of Death=DK or RF], go to Section PA – Participation.

Else if [LAST INT SC3, SC11, SC17, and SC23 <> 1 (YES)] and [CURRENT INT SC3, SC11, SC17, or SC23 = 1 (YES), go to DS3C.

Else if [LAST INT SC3, SC11, SC17, or SC23 = 1 (YES)] and [CURRENT INT SC3, SC11, SC17, and SC23 <> 1 (YES)], go to DS3D.

Else if [LAST INT SC3, SC11, SC17, or SC23 = 1 (YES)] and [CURRENT INT SC3, SC11, SC17 or SC23 = 1 (YES), go to DS3E.

Otherwise, go to DS1.

DS1

VARIABLE NAME(S) AND LABEL(S):

ds12gethlpeat

R12 DS1 GET HELP WITH EATING, ETC

DISPLAY INSTRUCTIONS:

If NEWSAMPLE flag = 1 (YES), display "In the last year".

If DECEASED flag = 1 (YES), display "Between {LAST INT MONTH AND YEAR} and {MONTH AND YEAR SP DIED}"

Otherwise, display "Since {LAST INT MONTH AND YEAR}".

QUESTION TEXT:

{In the last year/{Between {LAST INT MONTH AND YEAR} and {MONTH AND YEAR SP DIED}/Since {LAST INT MONTH AND YEAR}}}, did {you/SP} ever get help with eating, getting cleaned up, using the toilet, or getting dressed?

CODES

Respondent Interview (ALL) :: DS

1	YES	
2	NO	BOX DS4
	REFUSED	BOX DS4
	DON'T KNOW	BOX DS4

BOX DS2

VARIABLE NAME(S) AND LABEL(S):

NOT ON FILE

If NEWSAMPLE flag = 1 (YES), go to DS3B.
Otherwise, go to DS3C.

DS2

VARIABLE NAME(S) AND LABEL(S):

ds12hlpmrtnyr R12 DS2 GET HELP FOR YEAR OR MORE

DISPLAY INSTRUCTIONS:

If SC3=1 (YES), display “eating”.
If SC11=1 (YES), display “getting cleaned up”
If SC17=1 (YES), display “using the toilet”
If SC23=1 (YES), display “getting dressed”

If more than one activity displayed, display “or” between each one.

QUESTION TEXT:

{Have you/Has SP} been getting help with {eating} {getting cleaned up} {using the toilet} {getting dressed} for a year or more?

IF NEEDED: {Were you/Was SP} getting help before {CURRENT MONTH AND YEAR - 1 YEAR}?

CODES

1	YES, A YEAR OR MORE	
2	NO, LESS THAN A YEAR	DS3B
	REFUSED	BOX DS4
	DON'T KNOW	BOX DS4

DS3A

Respondent Interview (ALL) :: DS

VARIABLE NAME(S) AND LABEL(S):**ds12yrsgethlp**

R12 DS3A HOW MANY YRS GETTING HLP

DISPLAY INSTRUCTIONS:

If only one activity displayed at DS2, display “that”.

If more than one activity displayed at DS2, display “any of these activities”.

QUESTION TEXT:

About how many years {have you/has SP} been getting help with {that/any of these activities}?

ENTER NUMBER OF YEARS

ENTER 997 IF GETTING HELP SINCE BIRTH/ENTIRE LIFE

ENTER NUMBER

Range	1 to 120
Soft Range	1 to 50
REFUSED	
DON'T KNOW	

PROGRAMMER INSTRUCTIONS:

Hard range: 1-120 or 997.

Soft range: 1-50.

Go to BOX DS4.

DS3B**VARIABLE NAME(S) AND LABEL(S):****ds12mthgethlp**

R12 DS3B MNTH FIRST/LAST GET HELP

DISPLAY INSTRUCTIONS:

If DS1 = 1 (HELP IN LAST YEAR), display “last” and “any of these activities”.

If DS2 = 2 (HELP FOR LESS THAN A YEAR) and only one activity displayed at DS2, display “first” and “that”.

If DS2 = 2 (HELP FOR LESS THAN A YEAR) and more than one activity displayed at DS2, display “first” and “any of these activities”.

Display “MONTH” in underlined text.

QUESTION TEXT:

In what month and year since {CURRENT MONTH AND YEAR – 1 YEAR} did {you/SP} {first/last} get help with {that/any of these activities}?

ENTER MONTH

ENTER NUMBER

Range	1 to 12
REFUSED	BOX DS4
DON'T KNOW	BOX DS4

DS3B1

VARIABLE NAME(S) AND LABEL(S):

ds12yrmthgethlp R12 DS3B1 YEAR FIRST/LAST GET HELP

DISPLAY INSTRUCTIONS:

If DS1 = 1 (HELP IN LAST YEAR), display "last" and "any of these activities".

If DS2 = 2 (HELP FOR LESS THAN A YEAR) and only one activity displayed at DS2, display "first" and "that".

If DS2 = 2 (HELP FOR LESS THAN A YEAR) and more than one activity displayed at DS2, display "first" and "any of these activities".

Display "4-DIGIT YEAR" in underlined text.

QUESTION TEXT:

In what month and year since {CURRENT MONTH AND YEAR – 1 YEAR} did {you/SP} {first/last} get help with {that/any of these activities}?

ENTER YEAR

ENTER NUMBER

REFUSED

DON'T KNOW

PROGRAMMER INSTRUCTIONS:

Range: CURRENT YEAR-1 to CURRENT YEAR
Go to BOX DS4.

DS3C

VARIABLE NAME(S) AND LABEL(S):

ds12helpstmo R12 DS3C MONTH SELF CARE HLP START

DISPLAY INSTRUCTIONS:

If DECEASED flag = 1 (YES), display "of {his/her} life".

If DS1 = 1 (YES), do not display first sentence and display "any of these activities".

Otherwise, display question intro according to the following instructions:

If CURRENT INT SC3 = 1 (YES), display "eating".

If CURRENT INT SC11 = 1 (YES), display "getting cleaned up".

If CURRENT INT SC17 = 1 (YES), display "using the toilet".

If CURRENT INT SC23 = 1 (YES), display "getting dressed".

If more than one activity displayed, display "and" between each one and "any of these activities".

Otherwise, if only one activity displayed, display "that".

Display "first" in bold and underlined text.

Display "MONTH" in underlined text.

QUESTION TEXT:

Respondent Interview (ALL) :: DS

{In the last month {of {his/her} life}, {you/SP} got help with {eating} {getting cleaned up} {using the toilet} {getting dressed}, and at the time of the last interview in {LAST INT MONTH AND YEAR}, {you were/{he/she} was} not getting this help.}

In what month and year since {LAST INT MONTH AND YEAR} did {you/SP} first get help with {that/any of these activities}?

ENTER MONTH

IF LAST INTERVIEW INFORMATION IS INCORRECT, ENTER 90

ENTER NUMBER

Range	1 to 12
REFUSED	BOX DS3D
DON'T KNOW	BOX DS3D

PROGRAMMER INSTRUCTIONS:

Hard range: 1-12 and 90

If DS3C=90, go to BOX DS4

DS3C1

VARIABLE NAME(S) AND LABEL(S):

ds12helpstyr R12 DS3C1 YEAR SELF CARE HELP STARTED

DISPLAY INSTRUCTIONS:

Display "4-DIGIT YEAR" in underlined text.

QUESTION TEXT:

[In what month and year since {LAST INT MONTH AND YEAR} did {you/SP} first get help with {that/any of these activities}?

ENTER 4-DIGIT YEAR

ENTER NUMBER

REFUSED
DON'T KNOW

PROGRAMMER INSTRUCTIONS:

Soft Range: CURRENT YEAR -1 to CURRENT YEAR

Hard Range: R1 INT YEAR to CURRENT YEAR

Combined month and year cannot be before date of last interview. If date is before date of last interview, display error message #15.

BOX DS3D

VARIABLE NAME(S) AND LABEL(S):

NOT ON FILE

If [LAST INT SC3, SC11, SC17, and SC23 <> 1 (YES)] and [CURRENT INT SC3, SC11, SC17, or SC23 = 1 (YES)] go to BOX DS4.

Otherwise, go to DS3D.

DS3D

VARIABLE NAME(S) AND LABEL(S):

ds12helpendmo R12 DS3D MONTH SELF CARE HELP ENDED

DISPLAY INSTRUCTIONS:

If DECEASED flag = 1 (YES), display "of {his/her} life".

If DS1 = 1 (YES), do not display first sentence and display "any of these activities".

Otherwise display question intro according to the following instructions:
If LAST INT SC3 = 1 (YES), display "eating".
If LAST INT SC11 = 1 (YES), display "getting cleaned up".
If LAST INT SC17 = 1 (YES), display "using the toilet".
If LAST INT SC23 = 1 (YES), display "getting dressed".

If more than one activity displayed, display "and" between each one and "any of these activities".
Otherwise if only one activity displayed, display "that".

Display "last" in the phrase "last get help" in bold underlined text.

Display “MONTH” in underlined text.

QUESTION TEXT:

{In {LAST INT MONTH AND YEAR}, {you/SP} got help with {eating} {getting cleaned up} {using the toilet} {getting dressed} and in the last month {of {his/her} life}, {you were/{he/she} was} not getting this help.}

In what month and year since {LAST INT MONTH AND YEAR} did {you/SP} last get help with {that/any of these activities}?

ENTER MONTH

IF LAST INTERVIEW INFORMATION IS INCORRECT, ENTER 90

ENTER NUMBER

Range	1 to 12
REFUSED	BOX DS4
DON'T KNOW	BOX DS4

PROGRAMMER INSTRUCTIONS:

Hard range: 1-12 and 90

If DS3D=90, go to BOX DS4

DS3D1

VARIABLE NAME(S) AND LABEL(S):**ds12helpendyr**

R12 DS3D1 YEAR SELF CARE HELP ENDED

DISPLAY INSTRUCTIONS:

Display "4-DIGIT YEAR" in underlined text.

QUESTION TEXT:

[In what month and year since {LAST INT MONTH AND YEAR} did {you/SP} last get help with {that/any of these activities}?]

ENTER 4-DIGIT YEAR

ENTER NUMBER

REFUSED

DON'T KNOW

PROGRAMMER INSTRUCTIONS:

Soft Range: CURRENT YEAR-1 to CURRENT YEAR

Hard Range: R1 INT YEAR to CURRENT YEAR

Combined month and year cannot be before date of last interview. If date is before date of last interview, display error message #15.

Go to BOX DS4.

DS3E**VARIABLE NAME(S) AND LABEL(S):****ds12nohelp**

R12 DS3E NO SELF CARE HELP MTH PLUS

DISPLAY INSTRUCTIONS:

If DECEASED flag = 1 (YES), display "of {his/her} life" and "Between {LAST INT MONTH AND YEAR} and {MONTH AND YEAR DIED}".

Otherwise, display "Since {LAST INT MONTH AND YEAR}".

Display question intro according to the following instructions:

If CURRENT INT SC3 = 1 (YES), display "eating".

If CURRENT INT SC11 = 1 (YES), display "getting cleaned up".

If CURRENT INT SC17 = 1 (YES), display "using the toilet".

If CURRENT INT SC23 = 1 (YES), display "getting dressed".

If more than one activity displayed, display "and" between each one.

QUESTION TEXT:

In the last month {of {his/her} life}, {you/SP} got help with {eating} {getting cleaned up} {using the toilet} {getting dressed}, and at the time of the last interview in {LAST INT MONTH AND YEAR} {you were/{he/she} was} also getting help like this.

{Between {LAST INT MONTH AND YEAR} and {MONTH AND YEAR DIED}}/Since {LAST INT MONTH AND YEAR}}, did {you/{he/she}} go without help like this for a month or more?

CODES

1 YES

2 NO

BOX DS4

Respondent Interview (ALL) :: DS

VARIABLE NAME(S) AND LABEL(S):

NOT ON FILE

DISPLAY INSTRUCTIONS:

Now think about the time around when {you/SP} turned 65.

PRESS 1 AND ENTER TO CONTINUE

DS4

VARIABLE NAME(S) AND LABEL(S):

ds12gthptrn65 R12 DS4 GET HLP ARND TIME TRND 65

QUESTION TEXT:

{Were you/Was SP} getting help with eating, getting cleaned up, using the toilet, or getting dressed around the time when {you/he/she} turned 65?

CODES

1	YES	SECTION MC
2	NO	
	REFUSED	
	DON'T KNOW	

BOX DS5

VARIABLE NAME(S) AND LABEL(S):

NOT ON FILE

If DS2 = 1 (HELP FOR YEAR OR MORE) or 2 (HELP FOR LESS THAN A YEAR) or DS1 = 1 (HELP IN LAST YEAR), go to Section MC – Medical Care Activities.

Else, go to DS5.

DS5

VARIABLE NAME(S) AND LABEL(S):

ds12gthpsin65 R12 DS5 GETTING HLP SNCE TRNED 65

QUESTION TEXT:

Since {you/SP} turned 65, was there any time when {you/he/she} got help with these activities (eating, getting cleaned up, using the toilet, or getting dressed)?

CODES

1	YES
2	NO
	REFUSED
	DON'T KNOW

PROGRAMMER INSTRUCTIONS:

Go to Section MC – Medical Care Activities

Derived Variables from Items in the DS Section

VARIABLE NAME(S) AND LABEL(S):

ds12dhlpvr	R12 D ANY SELF CARE HELP LAST YEAR/INT
ds12dhlpst	R12 D MTHS SINCE SLF CARE HELP ST
ds12dhlpnd	R12 D MTHS SINCE SLF CARE HLP END
ds12dhlpvrs	R12 D YEARS HELP IN CARING 4 SELF
ds12dschlp	R12 D MONTHS OF SELF CARE HELP
ds12dschlpgr	R12 D SELF CARE HELP GROUP
ds12flag	R12 D SPECIAL CASES DS SECTION ROUTE

Respondent Interview (ALL)

Section MC [MEDICAL CARE ACTIVITIES]

Sequence: 30

MC1PRE

VARIABLE NAME(S) AND LABEL(S):

NOT ON FILE

QUESTION TEXT:

The next few questions are about medicines that {you take/SP takes} that are prescribed by a doctor.

PRESS 1 AND ENTER TO CONTINUE

MC1

VARIABLE NAME(S) AND LABEL(S):

mc12meds

R12 MC1 IN MNTH TKE MEDS PRESCRBD

DISPLAY INSTRUCTIONS:

DISPLAY "in the last month" IN BOLD UNDERLINED TEXT

QUESTION TEXT:

In the last month, did {you/SP} take any medicines prescribed by a doctor?

CODES

1	YES	
2	NO	MC10PRE
	REFUSED	MC10PRE
	DON'T KNOW	MC10PRE

MC2

VARIABLE NAME(S) AND LABEL(S):

mc12medstrk

R12 MC2 KEEP TRCK PRESCRIBED MEDS

DISPLAY INSTRUCTIONS:

If PROXY flag is null, display "1a".

If PROXY flag = 1 (yes), display "1b".

DISPLAY "last month" IN BOLD UNDERLINED TEXT

QUESTION TEXT:

SHOW CARD MC{1a/1b}

Next we'd like to know more about how {you keep/SP keeps} track of {your/{his/her}} prescribed medicines. By keeping track, we mean making sure {you take/{he/she} takes} the correct amount at the right time.

Which answer best describes how {you/SP} did that in the last month? Did {you/{he/she}} always do this by {yourself/{himself/herself}}, always do it together with someone else, did someone else always do it for {you/{him/her}}, or did it vary?

CODES

1	ALWAYS DID IT BY SELF	MC3
2	ALWAYS DID IT TOGETHER WITH SOMEONE ELSE	MC3
3	SOMEONE ELSE ALWAYS DID IT	MC5A
4	IT VARIED (MORE THAN ONE WAY)	
5	NOT DONE IN LAST MONTH	MC6
	REFUSED	MC7
	DON'T KNOW	MC7

MC2A

VARIABLE NAME(S) AND LABEL(S):

mc12medssl f R12 MC2A LAST MNTH KEEP TRACK SLF

DISPLAY INSTRUCTIONS:

DISPLAY "by {yourself/{himself/herself}}" IN BOLD UNDERLINED TEXT

QUESTION TEXT:

In the last month, did {you/SP} ever keep track of {your/{his/her}} prescribed medicines by {yourself/{himself/herself}}?

CODES

1	YES
2	NO
	REFUSED
	DON'T KNOW

MC3

VARIABLE NAME(S) AND LABEL(S):

mc12whrgtmed1 R12 MC3 SP GOT MEDS LOCAL STORE

mc12whrgtmed2	R12 MC3 SP GOT MEDS BY MAIL
mc12whrgtmed3	R12 MC3 SP GOT MEDS HC PRVDR HSP
mc12whrgtmed4	R12 MC3 SP GOT MEDS OTHR SPECIFY

DISPLAY INSTRUCTIONS:

DISPLAY "local" IN BOLD UNDERLINED TEXT

QUESTION TEXT:

Where did {you/SP} get the medicines that {you/{he/she}} took in the last month? Did {you/{he/she}} get any of these from a local store or pharmacy, by mail, or somewhere else?

SELECT ALL THAT APPLY

CODES	Code All That Apply	
1	LOCAL STORE OR PHARMACY	BOX MC3B
2	BY MAIL	BOX MC3B
3	HEALTH CARE PROVIDER / HOSPITAL	BOX MC3B
91	SOMEWHERE ELSE (SPECIFY)	
	REFUSED	MC4
	DON'T KNOW	MC4

PROGRAMMER INSTRUCTIONS:

If 91 (SOMEWHERE ELSE) is selected with any other response, go to MC3A.

MC3A

VARIABLE NAME(S) AND LABEL(S):

NOT ON FILE

QUESTION TEXT:

SPECIFY PLACE {SP} GOT PRESCRIBED MEDICINES IN THE LAST MONTH

ENTER TEXT

Length

50

BOX MC3B

VARIABLE NAME(S) AND LABEL(S):

NOT ON FILE

If MC3 = 1 (LOCAL STORE OR PHARMACY), go to MC3B.
Otherwise, go to MC4.

MC3B

VARIABLE NAME(S) AND LABEL(S):

mc12howpkupm1	R12 MC3B SP PICKD UP MEDS BY SELF
mc12howpkupm2	R12 MC3B SP HAD MEDS DELIVERED
mc12howpkupm3	R12 MC3B SMEON ELSE PICKD UP MEDS

QUESTION TEXT:

Thinking of these prescribed medicines that {you/SP} took in the last month and got from a local store or pharmacy, did {you/{he/she}} pick them up {yourself/{himself/herself}}, have them delivered, or did someone else pick them up for {you/{him/her}}?

SELECT ALL THAT APPLY

CODES

Code All That Apply

- | | |
|---|-------------------------------|
| 1 | PICKED THEM UP BY SELF |
| 2 | HAD THEM DELIVERED |
| 3 | HAD SOMEONE ELSE PICK THEM UP |
| | REFUSED |
| | DON'T KNOW |

MC4

VARIABLE NAME(S) AND LABEL(S):

mc12medsrem	R12 MC4 USE REMNDERS TO KEEP TRCK
-------------	-----------------------------------

DISPLAY INSTRUCTIONS:

DISPLAY "In the last month" IN BOLD UNDERLINED TEXT

QUESTION TEXT:

SHOW CARD MC2

In the last month, when {you/SP} kept track of {your/{his/her}} medicines, how often did {you/{he/she}} use reminders such as a pill organizer, box, dispenser, or calendar? Would you say every time, most times, sometimes, rarely, or never?

CODES

- | | |
|---|------------|
| 1 | EVERY TIME |
| 2 | MOST TIMES |
| 3 | SOMETIMES |
| 4 | RARELY |

5 NEVER
REFUSED
DON'T KNOW

BOX MC5A

VARIABLE NAME(S) AND LABEL(S):

NOT ON FILE

If MC2 = 1 (always did by self), go to MC7.
Otherwise, go to MC5A.

MC5A

VARIABLE NAME(S) AND LABEL(S):

op12medshlp R12 MC5A HELPS SP WITH MEDICINES
op12relatnshp R12 RELASHIP TO SP UPDATE AND NEW

DISPLAY INSTRUCTIONS:

Display HELPER RELATIONSHIP CODES.

Display PERSON ROSTER with FIRST NAME, LAST NAME, and RELATIONSHIP TO SP. Allow entry for FIRST NAME, LAST NAME, and RELATIONSHIP TO SP fields.

If FACILITY flag = 1 (yes), display “a staff person from the place where {you live/{he/she} lives},”.

If FACILITY flag=1(YES) or RETIREMENT COMMUNITY flag=1(YES), display SERVICE/SOMEONE FROM THE PLACE SP LIVES/LIVED on the PERSON ROSTER.

If MC2 = 2 (always with someone else) display “with”.

If MC2 = 3 (someone else always did) display “for”.

If MC2 = 4 (varied), display “with or for”.

Display "first" and "last" in underlined text in the question text for name.

QUESTION TEXT:

In the last month, who kept track of {your/SP's} medicines {with/for/with or for} {you/{him/her}}?

IF NEEDED: This includes family, friends, {a staff person from the place where {you live/{he/she} lives},} or someone paid to help {you/{him/her}}.

PROBE: Anyone else?

SELECT ALL THAT APPLY

IF PERSON NAMED IS NOT ON THE ROSTER, PRESS CTRL/P TO ADD A PERSON

MC5b. [What is (his/her) first name?] CONFIRM SPELLING

MC5c. [What is (his/her) last name?] CONFIRM SPELLING

MC5d. [What is (his/her) relationship to {you/SP}?] PRESS F1 FOR HELP SCREEN

CODES

5	DAUGHTER-IN-LAW
6	SON-IN-LAW
9	SISTER
10	BROTHER
11	SISTER-IN-LAW
12	BROTHER-IN-LAW
13	MOTHER
14	STEPMOTHER
15	MOTHER-IN-LAW
16	FATHER
17	STEPFATHER
18	FATHER-IN-LAW
19	GRANDDAUGHTER
20	GRANDSON
21	NIECE
22	NEPHEW
23	AUNT
24	UNCLE
25	COUSIN
26	STEPDAUGHTER'S SON/DAUGHTER
27	STEPSON'S SON/DAUGHTER
28	DAUGHTER-IN-LAW'S SON/DAUGHTER
29	SON-IN-LAW'S SON/DAUGHTER
30	BOARDER/RENTER
31	PAID AIDE/HOUSEKEEPER/EMPLOYEE
32	ROOMMATE
33	EX-SPOUSE/PARTNER
34	BOYFRIEND/GIRLFRIEND
35	NEIGHBOR
36	FRIEND
91	OTHER RELATIVE
92	OTHER NONRELATIVE

PROGRAMMER INSTRUCTIONS:

For each roster selection/addition at MC5, set HELPEDTRACKMEDS flag = 1 (yes).

BOX MC6

Respondent Interview (ALL) :: MC

VARIABLE NAME(S) AND LABEL(S):

NOT ON FILE

If MC2 = 2 (always with someone else), and HELPEDTRACKMEDS flag = 1 (yes) for SERVICE/SOMEONE FROM PLACE SP LIVES, go to MC8.

If MC2 = 3 (someone else always did), and HELPEDTRACKMEDS flag = 1 (yes) for SERVICE/SOMEONE FROM PLACE SP LIVES, go to BOX MC9.

If MC2 = 4 (varied) and HELPEDTRACKMEDS flag = 1 (yes) for SERVICE/SOMEONE FROM PLACE SP LIVES, go to BOX MC7.

Otherwise go to MC6.

MC6

VARIABLE NAME(S) AND LABEL(S):

mc12dmedsreas

R12 D MEDS REASN BY WITH OTHERS

DISPLAY INSTRUCTIONS:

If MC2 = 2 (always with someone else), display “with”.

If MC2 = 3 (someone else always did), display “for”.

If MC2 = 4 (varied) display, “with or for”.

If MC2 = 5 (not done in last month), do not display first sentence.

Display “HEALTH OR FUNCTIONING” and “OTHER REASON” in underlined text in the response text.

Display response codes in two side-by-side columns with "HEALTH AND FUNCTIONING" and "OTHER REASONS" as column headers. Display the remaining text for CODE 1 and CODE 2 as lists below each of the corresponding column headers.

QUESTION TEXT:

{What is the reason someone else kept track of {your/SP's} medicines {with/for/with or for} {you/{him/her}}?}
Was that because of {your/{his/her}} health or functioning or some other reason?

SELECT ALL THAT APPLY

CODES

Code All That Apply

- | | |
|---|--|
| 1 | HEALTH OR FUNCTIONING INCLUDES: AGE,
MEMORY, VISION, HEALTH CONDITION/DISEASE
NAMES, SURGERY, UNABLE TO DRIVE |
| 2 | OTHER REASON INCLUDES: SHARED ACTIVITY,
ALWAYS DONE THIS WAY, SOMEONE ELSE
WANTED TO DO IT, PAY SOMEONE, DOESN'T
LIKE TO DO IT
REFUSED
DON'T KNOW |

PROGRAMMER INSTRUCTIONS:

If MC6 = 1 (HEALTH OR FUNCTIONING), set HEALTHREASONHELPTRACKMEDS flag = 1 (yes).

BOX MC7**VARIABLE NAME(S) AND LABEL(S):**

NOT ON FILE

If MC2a = 1 (yes by self), go to MC7.
If MC2 = 2 (always with someone else) or (MC2a = 2 (didn't do by self), DK or RF), go to MC8.
If [MC2 = 3 (someone else always did) or 5 (not done in last month)] and
HEALTHREASONHELPTRACKMEDS flag = 1 (yes), go to BOX MC9.
Otherwise go to MC10PRE.

MC7**VARIABLE NAME(S) AND LABEL(S):**

mc12medsdif R12 MC7 HOW DIFFIC KEEP TRACK MED

DISPLAY INSTRUCTIONS:

DISPLAY "by {yourself/{himself/herself}}" IN BOLD UNDERLINED TEXT

QUESTION TEXT:

In the last month, how much difficulty did {you/SP} have keeping track of {your/{his/her}} medicines by {yourself/{himself/herself}}? Would you say none, a little, some, or a lot?

CODES

1	NONE
2	A LITTLE
3	SOME
4	A LOT
	REFUSED
	DON'T KNOW

MC8**VARIABLE NAME(S) AND LABEL(S):**

mc12medsyrgo R12 MC8 COMPAR YR AGO HW KEP TRCK

DISPLAY INSTRUCTIONS:

DISPLAY "a year ago" IN BOLD UNDERLINED TEXT

QUESTION TEXT:

Compared to a year ago, {do you/does SP} keep track of {your/{his/her}} medicines {yourself/himself/herself} more often, less often, or about the same?

CODES

- | | |
|---|------------|
| 1 | MORE OFTEN |
| 2 | LESS OFTEN |
| 3 | SAME |
| | REFUSED |
| | DON'T KNOW |

BOX MC9**VARIABLE NAME(S) AND LABEL(S):**

NOT ON FILE

If [MC2 = 1 (always by self) or 4 (varied)] and [MC7 = 2 (a little difficulty) or MC7 = 3 (some difficulty) or MC7 = 4 (a lot of difficulty)], go to MC9.

If [MC2 = 2 (always with someone else) or MC2 = 3 (someone else always did) or MC2 = 4 (varied) or MC2 = 5 (not done in last month)] and [HEALTHREASONHELPTRACKMEDS flag = 1 (yes) or HELPEDTRACKMEDS flag = 1 (yes) for SERVICE/SOMEONE FROM PLACE SP LIVES], go to MC9.

Otherwise, go to MC10PRE.

MC9**VARIABLE NAME(S) AND LABEL(S):**

mc12medsmis R12 MC9 MAKE MISTAKE TAKING MEDS

DISPLAY INSTRUCTIONS:

If MC2 = 1 (always by self) or 5 (not done in last month) or MC2a = 1 (yes by self), display "it was too difficult to keep track of them by {yourself/{himself/herself}}"

Otherwise display "no one was there to help or keep track of them for {you/{him/her}}".

QUESTION TEXT:

In the last month, did {you/SP} ever make a mistake in taking {your/{his/her}} prescribed medicines because {it was too difficult to keep track of them by {yourself/{himself/herself}} /no one was there to help or keep track of them for {you/{him/her}}}?

IF NEEDED: That is, did {you/SP} take {your/{his/her}} medicines at the wrong time or in the wrong amount or miss taking them altogether?

CODES

- | | |
|---|------------|
| 1 | YES |
| 2 | NO |
| | REFUSED |
| | DON'T KNOW |

MC10PRE

VARIABLE NAME(S) AND LABEL(S):

NOT ON FILE

QUESTION TEXT:

The next questions are about how {you handle/SP handles} {your/{his/her}} medical care.

PRESS 1 AND ENTER TO CONTINUE

MC10

VARIABLE NAME(S) AND LABEL(S):

mc12havregdoc R12 MC10 YOU HAVE REGULAR DOCTOR

QUESTION TEXT:

Is there a doctor that {you think/SP thinks} of as {your/{his/her}} regular doctor, that is, a doctor {you usually go/{he/she} usually goes} to when {you are sick and need/{he/she} is sick and needs} advice about {your/{his/her}} health?

CODES

- | | | |
|---|------------|------|
| 1 | YES | |
| 2 | NO | MC12 |
| | REFUSED | MC12 |
| | DON'T KNOW | MC12 |

MC11

VARIABLE NAME(S) AND LABEL(S):

NOT ON FILE

DISPLAY INSTRUCTIONS:

Display "FIRST" in bold underlined text.

QUESTION TEXT:

Please tell me the first and last name of {your/SP's} regular doctor.

ENTER FIRST NAME. CONFIRM SPELLING.

IF FIRST NAME UNKNOWN, ENTER DR.

ENTER TEXT

Length 45
REFUSED

MC11a

VARIABLE NAME(S) AND LABEL(S):

NOT ON FILE

DISPLAY INSTRUCTIONS:

Display "LAST" in bold underlined text.

QUESTION TEXT:

[Please tell me the first and last name of {your/SP's} regular doctor.]

ENTER LAST NAME. CONFIRM SPELLING.

ENTER TEXT

Length 25
REFUSED
DON'T KNOW

MC12

VARIABLE NAME(S) AND LABEL(S):

mc12regdoclyr R12 MC12 SEEN REG DOC WTHN LST YR

DISPLAY INSTRUCTIONS:

If MC10 = 1 (yes, regular doctor), display "{your/{his/her}} regular doctor"

Otherwise, display "a doctor"

DISPLAY "last year" IN BOLD UNDERLINED TEXT

QUESTION TEXT:

{Have you/Has SP} seen {{your/{his/her}} regular doctor/ a doctor} within the last year? That is, since {MONTH AND YEAR 12 MONTHS PRIOR TO TODAY'S DATE}. This includes in person visits or online telehealth visits.

CODES

1	YES	
2	NO	MC20PRE
	REFUSED	MC20PRE
	DON'T KNOW	MC20PRE

MC13**VARIABLE NAME(S) AND LABEL(S):**

mc12telehealth R12 MC13 IN PERSON OR TELEHEALTH DOCTOR VISITS

DISPLAY INSTRUCTIONS:

If MC10=1 (Yes, regular doctor), display "{your/{his/her}} regular doctor".
Otherwise, display "the doctor".

QUESTION TEXT:

In the last year when {you/{he/she}} saw {{your/{his/her}} regular doctor/the doctor}, did {you/{he/she}} do that only in person, only online using telehealth visits, or did it vary?

CODES

1	ONLY IN PERSON	
2	ONLY ONLINE	MC16
3	IT VARIED/BOTH WAYS	
	REFUSED	
	DON'T KNOW	

MC15**VARIABLE NAME(S) AND LABEL(S):**

mc12hwgtregd1	R12 MC15 SP DROVE SELF TO REG DOC
mc12hwgtregd2	R12 MC15 FAM PD HLP DRVE REG DOC
mc12hwgtregd3	R12 MC15 VAN PLCE SP LIVE REG DOC
mc12hwgtregd4	R12 MC15 VAN FR DIS SENIOR REG DC
mc12hwgtregd5	R12 MC15 PUBLIC TRANSPORT REG DOC
mc12hwgtregd6	R12 MC15 SP TOOK TAXI TO REG DOC

mc12hwgtregd7	R12 MC15 SP WALKED TO REG DOC
mc12hwgtregd8	R12 MC15 REG DOC WAS HOME VISIT
mc12hwgtregd9	R12 MC15 OTHR SPECIFY REG DOC

DISPLAY INSTRUCTIONS:

If DT1 = 1 (drives every day), 2 (drives most days), 3 (drives some days) or 4 (rarely) OR DROVEINLASTYEAR flag = 1 (yes), display “drive,” and response 1.

If FACILITY flag = 1 (yes), display “use a service provided by the place where {you live/{he/she} lives},”.

If FACILITY flag = 1 (yes) or RETIREMENT COMMUNITY flag = 1 (yes), display response 3 and for response 4, “not provided by the place SP lives”.

If MC10 = 1 (yes, regular doctor), display “{your/{his/her}} regular doctor”.

Otherwise, display “the doctor”.

DISPLAY “In the last year” IN BOLD UNDERLINED TEXT

QUESTION TEXT:

SHOW CARD MC3

In the last year, how did {you/SP} get to {{your/{his/her}} regular doctor/the doctor}? Did {you/{he/she}} {drive,} get a ride from a family member or friend, {use a service provided by the place where {you live/{he/she} lives},} or what?

SELECT ALL THAT APPLY

CODES	Code All That Apply	
1	{DROVE}	MC16
2	GOT A RIDE FROM A FAMILY MEMBER OR FRIEND OR SOMEONE PAID TO HELP	MC16
3	{USED A VAN OR SHUTTLE SERVICE PROVIDED BY THE PLACE SP LIVES}	MC16
4	USED A VAN OR SHUTTLE SERVICE FOR PEOPLE WITH DISABILITIES OR SENIORS {(NOT PROVIDED BY THE PLACE SP LIVES)}	MC16
5	TOOK PUBLIC TRANSPORTATION (THE BUS, SUBWAY, TRAIN, OR TRAM)	MC16
6	TOOK A TAXI/UBER/LYFT	MC16
7	WALKED	MC16
8	HOME VISIT	MC16
91	OTHER (SPECIFY)	
	REFUSED	MC16
	DON'T KNOW	MC16

MC15A

VARIABLE NAME(S) AND LABEL(S):

Respondent Interview (ALL) :: MC

QUESTION TEXT:

SPECIFY HOW GOT TO DOCTOR

ENTER TEXT

Length

50

MC16**VARIABLE NAME(S) AND LABEL(S):****mc12ansitindr**

R12 MC16 ANONE SIT IN W YOU AT DR

DISPLAY INSTRUCTIONS:

If FACILITY flag = 1 (yes), display “a staff person from the place where {you live/{he/she} lives},”.

If MC10 = 1 (yes, regular doctor), display “regular”.

DISPLAY "last year" IN BOLD UNDERLINED TEXT

QUESTION TEXT:

In the last year, did anyone sit in with {you/SP} and {your/{his/her}} {regular} doctor during {your/{his/her}} visits?

IF NEEDED: This includes family, friends, {a staff person from the place where {you live/{he/she} lives},} or someone paid to help {you/{him/her}}.

CODES

1	YES	
2	NO	MC20PRE
	REFUSED	MC20PRE
	DON'T KNOW	MC20PRE

MC17A**VARIABLE NAME(S) AND LABEL(S):****op12dochlp**

R12 MC17A SITS IN W SP AT DRS

op12relatnshp

R12 RELASHIP TO SP UPDATE AND NEW

DISPLAY INSTRUCTIONS:

Display HELPER RELATIONSHIP CODES.

Display PERSON ROSTER with FIRST NAME, LAST NAME, and RELATIONSHIP TO SP. Allow entry for FIRST NAME and RELATIONSHIP TO SP fields.

If FACILITY flag = 1 (yes), display “a staff person from the place where {you live/{he/she} lives},”.

If FACILITY flag = 1 (YES) or RETIREMENTCOMMUNITY flag = 1 (YES), display SERVICE/SOMEONE FROM THE PLACE SP LIVES/LIVED on the PERSON ROSTER.

Display "first" and "last" in underlined text in the question text for name.

QUESTION TEXT:

Who was that (who sat in with {you/SP} and {your/{his/her}} doctor)?

IF NEEDED: This includes family, friends, {a staff person from the place where {you live/{he/she} lives},} or someone paid to help {you/{him/her}}.

PROBE: Anyone else?

SELECT ALL THAT APPLY

IF PERSON NAMED IS NOT ON THE ROSTER, PRESS CTRL/P TO ADD A PERSON

MC17b. [What is (his/her) first name?] CONFIRM SPELLING

MC17c. [What is (his/her) last name?] CONFIRM SPELLING

MC17d. [What is (his/her) relationship to {you/SP}?] PRESS F1 FOR HELP SCREEN

CODES

- | | |
|----|--------------------------------|
| 5 | DAUGHTER-IN-LAW |
| 6 | SON-IN-LAW |
| 9 | SISTER |
| 10 | BROTHER |
| 11 | SISTER-IN-LAW |
| 12 | BROTHER-IN-LAW |
| 13 | MOTHER |
| 14 | STEPMOTHER |
| 15 | MOTHER-IN-LAW |
| 16 | FATHER |
| 17 | STEPFATHER |
| 18 | FATHER-IN-LAW |
| 19 | GRANDDAUGHTER |
| 20 | GRANDSON |
| 21 | NIECE |
| 22 | NEPHEW |
| 23 | AUNT |
| 24 | UNCLE |
| 25 | COUSIN |
| 26 | STEPDAUGHTER'S SON/DAUGHTER |
| 27 | STEPSON'S SON/DAUGHTER |
| 28 | DAUGHTER-IN-LAW'S SON/DAUGHTER |
| 29 | SON-IN-LAW'S SON/DAUGHTER |

- | | |
|----|--------------------------------|
| 30 | BOARDER/RENTER |
| 31 | PAID AIDE/HOUSEKEEPER/EMPLOYEE |
| 32 | ROOMMATE |
| 33 | EX-SPOUSE/PARTNER |
| 34 | BOYFRIEND/GIRLFRIEND |
| 35 | NEIGHBOR |
| 36 | FRIEND |
| 91 | OTHER RELATIVE |
| 92 | OTHER NONRELATIVE |

PROGRAMMER INSTRUCTIONS:

For each roster selection/addition at MC17, set SATINWITHDOCTOR flag = 1 (yes).

MC17B

VARIABLE NAME(S) AND LABEL(S):

NOT ON FILE

QUESTION TEXT:

PRESS 1 AND ENTER TO CONTINUE

BOX MC18

VARIABLE NAME(S) AND LABEL(S):

NOT ON FILE

If only one person selected/added at MC17, set SATINWITHDOCTORMOST FLAG=1 (YES) for person selected and go to MC19.
Otherwise, go to MC18

MC18

VARIABLE NAME(S) AND LABEL(S):

op12dochlpnst R12 MC18 SITS MOST IF MORE THAN 1

DISPLAY INSTRUCTIONS:

Display person roster with FIRST NAME, LAST NAME, and RELATIONSHIP TO SP. Display only those roster items selected at MC17. Do not allow new entries. Allow only one roster item to be selected.

Respondent Interview (ALL) :: MC

If MC10 = 1 (yes, regular doctor), display “regular”.

DISPLAY “most often” AS BOLD UNDERLINED TEXT

QUESTION TEXT:

Who sat in with {you/SP} and {your/{his/her}} {regular} doctor most often?

SELECT ONE

PROGRAMMER INSTRUCTIONS:

For roster entry selected at MC18, set SATINWITHDOCTORMOST flag = 1 (yes).

MC19

VARIABLE NAME(S) AND LABEL(S):

mc12tpersevr1	R12 MC19 HLP UPTO EXAM TBL DRESS
mc12tpersevr2	R12 MC19 REMND SP OF QSTNS FR DOC
mc12tpersevr3	R12 MC19 ASK TELL DOC THINGS 4 SP
mc12tpersevr4	R12 MC19 HLP SP UNDERSTAND DOC
mc12tpersevr5	R12 MC19 HLP GETTING ONLINE FOR TELEHEALTH

DISPLAY INSTRUCTIONS:

If at MC19b, do not display question text in brackets.
Otherwise, display question text in brackets.

USE “SAME QUESTION STEM” DISPLAY. DISPLAY “last year” IN BOLD UNDERLINED TEXT

If PROXY flag = 1 (YES) and SATINWITHDOCTORMOST flag = 1 (YES) for ROSTER MEMBER with PROXY RESPONDENT flag = 1 (YES), display “you”.

Else if SATINWITHDOCTOR MOST flag = 1 (YES) for SERVICE/SOMEONE FROM PLACE SPLIVES , display "the person from the place where {you live/SP lives}".

Otherwise, display "FIRST NAME LAST NAME" OF PERSON with SATINWITHDOCTORMOST flag = 1 (YES)

If MC13 <> 2 display “getting on the exam table,” and “,” in Response 2[b]

If MC13 = 2 (only on line) or 3 (it varied/both ways) display Response 1[a]

QUESTION TEXT:

[{ }During those visits in the last year, did {you/FIRST NAME LAST NAME OF PERSON WITH SATINWITHDOCTORMOST flag = 1 (YES)/the person from the place where {you live/SP lives}} ever { }

[variable text {a-e}]

{RESPONSE 1 [a] help {you/SP} with getting online for a telehealth visit?}

RESPONSE 2 [b] help {you/SP} with {getting on the exam table,} dressing{,} and undressing?

RESPONSE 3 [c] remind {you / SP} about things {you/{he/she}} wanted to ask or tell the doctor?

RESPONSE 4 [d] ask or tell the doctor things for {you/SP}?

RESPONSE 5 [e] help {you/SP} understand what the doctor was saying?

CODES

- | | |
|---|------------|
| 1 | YES |
| 2 | NO |
| | REFUSED |
| | DON'T KNOW |

PROGRAMMER INSTRUCTIONS:

Array the responses and variable text columns in the panel.
Display 'variable text' in the sequence b-e until all rows have been displayed.

MC20PRE

VARIABLE NAME(S) AND LABEL(S):

NOT ON FILE

QUESTION TEXT:

Now I have a few questions about handling medical bills and insurance.

PRESS 1 AND ENTER TO CONTINUE

MC20

VARIABLE NAME(S) AND LABEL(S):

mc12chginspln R12 MC20 CHGD ADD INS OR DRUG PLN

DISPLAY INSTRUCTIONS:

DISPLAY "last year" AS BOLD UNDERLINED TEXT

QUESTION TEXT:

In the last year, that is since {MONTH AND YEAR 12 MONTHS PRIOR TO TODAY'S DATE}, {have you/has SP} changed {your/his/her} Medicare supplemental plan, {your/his/her} prescription drug plan, or {your/his/her} Medicare Advantage plan?

CODES

- | | | |
|---|------------|------------|
| 1 | YES | |
| 2 | NO | Section PA |
| | REFUSED | Section PA |
| | DON'T KNOW | Section PA |

MC21

VARIABLE NAME(S) AND LABEL(S):

mc12anhlpwdec R12 MC21 ANYONE HELP W DECISION

Respondent Interview (ALL) :: MC

QUESTION TEXT:

Did anyone help {you/SP} with that decision or make that decision for {you/him/her}?

CODES

1	YES	
2	NO	Section PA
	REFUSED	Section PA
	DON'T KNOW	Section PA

MC22A**VARIABLE NAME(S) AND LABEL(S):**

op12insurhlp	R12 MC22A HELPS WITH INSUR DECIS
op12relatnshp	R12 RELASHIP TO SP UPDATE AND NEW

DISPLAY INSTRUCTIONS:

Display HELPER RELATIONSHIP CODES.

Display PERSON ROSTER with FIRST NAME, LAST NAME, and RELATIONSHIP TO SP. Allow entry for FIRST NAME, LAST NAME, and RELATIONSHIP TO SP fields.

If FACILITY flag = 1 (YES), display "a staff person from the place where {you live/{he/she} lives},".

If FACILITY flag = 1 (YES) or RETIREMENTCOMMUNITY flag = 1 (YES), display SERVICE/SOMEONE FROM THE PLACE SP LIVES/LIVED on the PERSON ROSTER.

Display "first" and "last" in underlined text in the question text for name.

QUESTION TEXT:

Who helped or did this for {you/SP}?

IF NEEDED: This includes family, friends, {a staff person from the place where {you live/{he/she} lives},} or someone paid to help {you/{him/her}}.

PROBE: Anyone else?

SELECT ALL THAT APPLY

IF PERSON NAMED IS NOT ON THE ROSTER, PRESS CTRL/P TO ADD A PERSON

MC22b. [What is (his/her) first name?] CONFIRM SPELLING

MC22c. [What is (his/her) last name?] CONFIRM SPELLING

MC22d. [What is (his/her) relationship to {you/SP}?] PRESS F1 FOR HELP SCREEN

CODES

5	DAUGHTER-IN-LAW
---	-----------------

6	SON-IN-LAW
9	SISTER
10	BROTHER
11	SISTER-IN-LAW
12	BROTHER-IN-LAW
13	MOTHER
14	STEPMOTHER
15	MOTHER-IN-LAW
16	FATHER
17	STEPFATHER
18	FATHER-IN-LAW
19	GRANDDAUGHTER
20	GRANDSON
21	NIECE
22	NEPHEW
23	AUNT
24	UNCLE
25	COUSIN
26	STEPDAUGHTER'S SON/DAUGHTER
27	STEPSON'S SON/DAUGHTER
28	DAUGHTER-IN-LAW'S SON/DAUGHTER
29	SON-IN-LAW'S SON/DAUGHTER
30	BOARDER/RENTER
31	PAID AIDE/HOUSEKEEPER/EMPLOYEE
32	ROOMMATE
33	EX-SPOUSE/PARTNER
34	BOYFRIEND/GIRLFRIEND
35	NEIGHBOR
36	FRIEND
91	OTHER RELATIVE
92	OTHER NONRELATIVE

PROGRAMMER INSTRUCTIONS:

For each roster selection/addition at MC22, set HELPEDMAKEINSURANCEDECISIONS flag = 1 (yes).

Go to Section PA – Participation.

Derived Variables from Items in the MC Section

VARIABLE NAME(S) AND LABEL(S):

mc12dmedssfdf	R12 D DIFF LEVEL MEDICATIONS SELF
----------------------	-----------------------------------

Respondent Interview (ALL)

Section PA [PARTICIPATION]

Sequence: 31

BOX PA1PRE

VARIABLE NAME(S) AND LABEL(S):

NOT ON FILE

If DECEASED flag = 1 (YES), go to BOX PA25.
Otherwise, go to PA1PRE.

PA1PRE

VARIABLE NAME(S) AND LABEL(S):

NOT ON FILE

QUESTION TEXT:

Now let's talk about other activities {you have/SP has} been doing in the last month.

PRESS 1 AND ENTER TO CONTINUE

PA1

VARIABLE NAME(S) AND LABEL(S):

pa12vistfrfam

R12 PA1 EVER VISIT FRIENDS FAMILY

DISPLAY INSTRUCTIONS:

Display PA1, PA2, PA2B, PA3, and PA4 on the same screen.
Display "not" in underlined text.

QUESTION TEXT:

In the last month, did {you/SP} ever visit in person with friends or family not living with {you/him/her}, either at {your/his/her} home or theirs?

CODES

1

YES

2	NO	
	REFUSED	PA5
	DON'T KNOW	PA5

PA2

VARIABLE NAME(S) AND LABEL(S):

pa12hlkepfvst R12 PA2 HLTH KP FR VIST FAM FRNDS

DISPLAY INSTRUCTIONS:

Display “not” in underlined text.

QUESTION TEXT:

In the last month, did {your/SP's} health or functioning ever keep {you/him/her} from doing this (visiting in person with friends or family not living with {you/him/her})?

IF SP VOLUNTEERS REASON IS COVID-19, PROBE IF NEEDED: “Just to be clear, was that because of health or functioning problems related to COVID-19 or some other reason?”

CODES

1	YES
2	NO
	REFUSED
	DON'T KNOW

PA2B

VARIABLE NAME(S) AND LABEL(S):

pa12cvkepfvst R12 PA2B COVID KP FR VIST FAM FRNDS

DISPLAY INSTRUCTIONS:

Display “not” in underlined text.

QUESTION TEXT:

In the last month, did the COVID-19 outbreak ever keep {you/him/her} from doing this (visiting in person with friends or family not living with {you/him/her})?

CODES

1	YES
2	NO
	REFUSED
	DON'T KNOW

BOX PA3

VARIABLE NAME(S) AND LABEL(S):

NOT ON FILE

If DRIVES flag is null, go to PA3.
Otherwise, go to PA4.

PA3

VARIABLE NAME(S) AND LABEL(S):

pa12trkpfvis

R12 PA3 TRAN PRB KP FR VST FRNDS

DISPLAY INSTRUCTIONS:

Display “not” in underlined text.

QUESTION TEXT:

In the last month, did a transportation problem ever keep {you/SP} from doing this (visiting in person with friends and family not living with {you/him/her})?

CODES

1	YES
2	NO
	REFUSED
	DON'T KNOW

PA4

VARIABLE NAME(S) AND LABEL(S):

pa12impvstfam

R12 PA4 IMPRTNT VISIT FRNDS FAMLY

DISPLAY INSTRUCTIONS:

Display “not” in underlined text.

QUESTION TEXT:

How important is it to {you/SP} to visit in person with friends or family not living with {you/him/her}? Would you say very important, somewhat important, or not so important?

CODES

- | | |
|---|--------------------|
| 1 | VERY IMPORTANT |
| 2 | SOMEWHAT IMPORTANT |
| 3 | NOT SO IMPORTANT |
| | REFUSED |
| | DON'T KNOW |

PA5

VARIABLE NAME(S) AND LABEL(S):

pa12attrelser	R12 PA5 EVER ATTEND RELIG SERVICES
---------------	------------------------------------

DISPLAY INSTRUCTIONS:

Display PA5, PA6, PA6B, PA7, and PA8 on the same screen.

QUESTION TEXT:

In the last month, did {you/SP} ever attend religious services? This includes attending in person or online.

CODES

- | | | |
|---|------------|-----|
| 1 | YES | |
| 2 | NO | |
| | REFUSED | PA9 |
| | DON'T KNOW | PA9 |

PA6

VARIABLE NAME(S) AND LABEL(S):

pa12htkfrlslr	R12 PA6 HEALTH KEEP FRM RELI SERV
---------------	-----------------------------------

QUESTION TEXT:

In the last month, did {your/SP's} health or functioning ever keep {you/him/her} from doing this (attending religious services)?

CODES

- | | |
|---|------------|
| 1 | YES |
| 2 | NO |
| | REFUSED |
| | DON'T KNOW |

PA6B

VARIABLE NAME(S) AND LABEL(S):

pa12cvkeepfrrlsr

R12 PA6B COVID KEEP FRM RELI SERV

QUESTION TEXT:

In the last month, did the COVID-19 outbreak ever keep {you/him/her} from doing this (attending religious services)?

CODES

1	YES
2	NO
	REFUSED
	DON'T KNOW

BOX PA7

VARIABLE NAME(S) AND LABEL(S):

NOT ON FILE

If DRIVES flag is null, go to PA7.
Otherwise, go to PA8.

PA7

VARIABLE NAME(S) AND LABEL(S):

pa12trprrelsr

R12 PA7 TRAN PRO KEEP FM RELG SER

QUESTION TEXT:

In the last month, did a transportation problem ever keep {you/SP} from doing this (attending religious services)?

CODES

1	YES
2	NO
	REFUSED
	DON'T KNOW

PA8

VARIABLE NAME(S) AND LABEL(S):

pa12impreser R12 PA8 HW IMPORT ARE RELIG SERVS

QUESTION TEXT:

How important is it to {you/SP} to attend religious services? Would you say very important, somewhat important, or not so important?

CODES

1	VERY IMPORTANT
2	SOMEWHAT IMPORTANT
3	NOT SO IMPORTANT
	REFUSED
	DON'T KNOW

PA9

VARIABLE NAME(S) AND LABEL(S):

pa12clbmtgrac R12 PA9 CLUB MEETINGS GRP ACTIVES

DISPLAY INSTRUCTIONS:

Display PA9, PA10, PA10B, PA11, and PA12 on the same screen.
If PA5 = 1 (ATTENDS RELIGIOUS SERVICES), display "besides religious services,".

QUESTION TEXT:

In the last month, {besides religious services,} did {you/SP} ever participate in clubs, classes, or other organized activities? This includes attending in person or online.

CODES

1	YES	
2	NO	
	REFUSED	PA13
	DON'T KNOW	PA13

PA10

VARIABLE NAME(S) AND LABEL(S):

pa12hlkpfrclb R12 PA10 HELTH KEP FRM CLB MTINGS

Respondent Interview (ALL) :: PA

QUESTION TEXT:

In the last month, did {your/SP's} health or functioning ever keep {you/him/her} from doing this (participating in clubs, classes, or other organized activities)?

CODES

- | | |
|---|------------|
| 1 | YES |
| 2 | NO |
| | REFUSED |
| | DON'T KNOW |

PA10B**VARIABLE NAME(S) AND LABEL(S):**

pa12cvkpfrclb R12 PA10B COVID KEP FRM CLB MTINGS

QUESTION TEXT:

In the last month, did the COVID-19 outbreak ever keep {you/him/her} from doing this (participating in clubs, classes, or other organized activities)?

CODES

- | | |
|---|------------|
| 1 | YES |
| 2 | NO |
| | REFUSED |
| | DON'T KNOW |

BOX PA11**VARIABLE NAME(S) AND LABEL(S):**

NOT ON FILE

If DRIVES flag is null, go to PA11.
Otherwise, go to PA12.

PA11

VARIABLE NAME(S) AND LABEL(S):**pa12trprkpfgr**

R12 PA11 TRANS PROB KEEP FM GROPS

QUESTION TEXT:

In the last month, did a transportation problem ever keep {you/SP} from doing this (participating in clubs, classes, or other organized activities)?

CODES

- | | |
|---|------------|
| 1 | YES |
| 2 | NO |
| | REFUSED |
| | DON'T KNOW |

PA12**VARIABLE NAME(S) AND LABEL(S):****pa12imparclub**

R12 PA12 IMPORT PARTIC CLUBS GRUP

DISPLAY INSTRUCTIONS:

If PA5 = 1 (ATTENDS RELIGIOUS SERVICES), display “other than religious services”

QUESTION TEXT:

How important is it to {you/SP} to participate in clubs, classes, or other organized activities {other than religious services}? Would you say very important, somewhat important, or not so important?

CODES

- | | |
|---|--------------------|
| 1 | VERY IMPORTANT |
| 2 | SOMEWHAT IMPORTANT |
| 3 | NOT SO IMPORTANT |
| | REFUSED |
| | DON'T KNOW |

PA13**VARIABLE NAME(S) AND LABEL(S):****pa12outfrenjy**

R12 PA13 EVER GO OUT FOR ENJOYMNT

DISPLAY INSTRUCTIONS:

Display PA13, PA14, PA14B, PA15, and PA16 on the same screen.

If PA9 = 1 (PARTICIPATES IN GROUP ACTIVITIES), display “besides participating in club or group activities,”.

QUESTION TEXT:

Respondent Interview (ALL) :: PA

In the last month, {besides participating in club or group activities,} did {you/SP} ever go out for enjoyment?
This includes things like going out to dinner, a movie, to gamble, or to hear music or see a play.

CODES

1	YES	
2	NO	
	REFUSED	PA17
	DON'T KNOW	PA17

PA14

VARIABLE NAME(S) AND LABEL(S):

pa12hlkpgoenj R12 PA14 HLTH KP GO OUT FOR ENJOY

QUESTION TEXT:

In the last month, did {your/SP}'s health or functioning ever keep {you/him/her} from doing this?

IF NEEDED: This includes things like going out to dinner, a movie, to gamble, or to hear music or see a play.

CODES

1	YES
2	NO
	REFUSED
	DON'T KNOW

PA14B

VARIABLE NAME(S) AND LABEL(S):

pa12cvkpgoenj R12 PA14B COVID KP GO OUT FOR ENJOY

QUESTION TEXT:

In the last month, did the COVID-19 outbreak ever keep {you/him/her} from doing this (going out for enjoyment)?

IF NEEDED: This includes things like going out to dinner, a movie, to gamble, or to hear music or see a play.

CODES

1	YES
2	NO
	REFUSED

DON'T KNOW

BOX PA15

VARIABLE NAME(S) AND LABEL(S):

NOT ON FILE

If DRIVES flag is null, go to PA15.
Otherwise, go to PA16.

PA15

VARIABLE NAME(S) AND LABEL(S):

pa12trprgoout

R12 PA15 TRANSPROB KEEP FM GO OUT

QUESTION TEXT:

In the last month, did a transportation problem ever keep {you/SP} from doing this (going out for enjoyment)? IF NEEDED: This includes things like going out fo dinner, a movie, to gamble, or to hear music or see a play.

CODES

1	YES
2	NO
	REFUSED
	DON'T KNOW

PA16

VARIABLE NAME(S) AND LABEL(S):

pa12impouteny

R12 PA16 IMPORT GO OUT FOR ENJOYT

QUESTION TEXT:

How important is it to {you/SP} that {you go/{he/she} goes} out for enjoyment? Would you say very important, somewhat important, or not so important?

IF NEEDED: This includes things like going out to dinner, a movie, to gamble, or to hear music or see a play.

CODES

- | | |
|---|--------------------|
| 1 | VERY IMPORTANT |
| 2 | SOMEWHAT IMPORTANT |
| 3 | NOT SO IMPORTANT |
| | REFUSED |
| | DON'T KNOW |

PA17**VARIABLE NAME(S) AND LABEL(S):**

pa12workfrpay R12 PA17 EVER WORK FOR PAY

DISPLAY INSTRUCTIONS:

Display PA17, PA18, and PA18B on the same screen.

QUESTION TEXT:

In the last month, did {you/SP} ever work for pay or in a business {you own/{he/she} owns}?

CODES

- | | | |
|---|------------|------|
| 1 | YES | |
| 2 | NO | |
| | REFUSED | PA19 |
| | DON'T KNOW | PA19 |

PA18**VARIABLE NAME(S) AND LABEL(S):**

pa12hlkpfrwrk R12 PA18 HEALTH KEEP YOU FRM WORK

DISPLAY INSTRUCTIONS:

If PA17 = 1 (YES), display “did {your/SP’s} health or functioning ever keep {you/him/her} from doing this (working for pay)”.

If PA17 = 2 (NO), display “was {your/SP’s} health or functioning a reason that {you/he/she} did not do this (work for pay)”.

QUESTION TEXT:

In the last month, {did {your/SP’s} health or functioning ever keep {you/him/her} from doing this (working for pay)/was {your/SP’s} health or functioning a reason that {you/he/she} did not do this (work for pay)}?

CODES

- | | |
|---|---------|
| 1 | YES |
| 2 | NO |
| | REFUSED |

DON'T KNOW

PA18B

VARIABLE NAME(S) AND LABEL(S):

pa12cvkpfrwrk R12 PA18B COVID KEEP YOU FRM WORK

QUESTION TEXT:

In the last month, did the COVID-19 outbreak ever keep {you/him/her} from doing this (working for pay)?

CODES

1	YES
2	NO
	REFUSED
	DON'T KNOW

PA19

VARIABLE NAME(S) AND LABEL(S):

pa12voltrwork R12 PA19 EVER DO VOLUNTEER WORK

DISPLAY INSTRUCTIONS:

Display PA19, PA20, and PA20B on the same screen.

QUESTION TEXT:

In the last month, did {you/SP} ever do volunteer work?

CODES

1	YES	
2	NO	
	REFUSED	PA21
	DON'T KNOW	PA21

PA20

VARIABLE NAME(S) AND LABEL(S):

pa12hlkpfrvol R12 PA20 HELTH KEEP FM VOLUNTRING

DISPLAY INSTRUCTIONS:

If PA19 = 1 (YES), display “did {your/SP’s} health or functioning ever keep {you/him/her} from doing this (volunteer work)”.

If PA19 = 2 (NO), display “was {your/SP’s} health or functioning a reason that {you/he/she} did not do this (volunteer work)”.

QUESTION TEXT:

In the last month, {did {your/SP’s} health or functioning ever keep {you/him/her} from doing this (volunteer work)}/was {your/SP’s} health or functioning a reason that {you/he/she} did not do this (volunteer work)}?

CODES

1	YES
2	NO
	REFUSED
	DON'T KNOW

PA20B

VARIABLE NAME(S) AND LABEL(S):

pa12cvkpfrrvol R12 PA20B COVID KEEP FM VOLUNTRING

QUESTION TEXT:

In the last month, did the COVID-19 outbreak ever keep {you/him/her} from doing this (volunteer work)?

CODES

1	YES
2	NO
	REFUSED
	DON'T KNOW

PA21

VARIABLE NAME(S) AND LABEL(S):

pa12prcranoth R12 PA21 PROVIDE CARE ANOTHER PERS

DISPLAY INSTRUCTIONS:

If PA17 = 1 (WORKED FOR PAY) or PA19 = 1 (VOLUNTEER WORK), display “besides as {a job/volunteer work/a job or volunteer work},”.

Otherwise, use null display.

If PA17 = 1 (WORKED FOR PAY) and PA19 = 1 (VOLUNTEER WORK), display “a job or volunteer work”.

Else if PA17 = 1 (WORKED FOR PAY), display “a job”.

Else if PA19 = 1 (VOLUNTEER WORK), display “volunteer work”.

QUESTION TEXT:

In the last month, {{besides as {a job/volunteer work/a job or volunteer work}},} did {you/SP} ever provide care for or look after an adult or child who cannot care for themselves?

CODES

1	YES	
2	NO	PA23
	REFUSED	PA23
	DON'T KNOW	PA23

PA22

VARIABLE NAME(S) AND LABEL(S):

op12spcaredfr	R12 PA22D SP CARED FOR PERSON
op12relatnshp	R12 RELASHIP TO SP UPDATE AND NEW

DISPLAY INSTRUCTIONS:

Display HELPER RELATIONSHIP CODES.

Display person roster with FIRST NAME, LAST NAME, and RELATIONSHIP TO SP. Allow entry for FIRST NAME and RELATIONSHIP TO SP fields.

Display "first" and "last" in underlined text.

QUESTION TEXT:

Who was that ({you/he/she} provided care for or looked after)?

PROBE: Anyone else?

SELECT ALL THAT APPLY

IF PERSON NAMED IS NOT ON THE ROSTER, PRESS CTRL/P TO ADD A PERSON

PA22b.	[What is (his/her) first name?]	CONFIRM SPELLING
PA22c.	[What is (his/her) last name?]	CONFIRM SPELLING
PA22d.	[What is (his/her) relationship to {you/SP}?]	PRESS F1 FOR HELP SCREEN

CODES

5	DAUGHTER-IN-LAW
6	SON-IN-LAW
9	SISTER
10	BROTHER
11	SISTER-IN-LAW
12	BROTHER-IN-LAW
13	MOTHER
14	STEPMOTHER
15	MOTHER-IN-LAW

16	FATHER
17	STEPFATHER
18	FATHER-IN-LAW
19	GRANDDAUGHTER
20	GRANDSON
21	NIECE
22	NEPHEW
23	AUNT
24	UNCLE
25	COUSIN
26	STEPDAUGHTER'S SON/DAUGHTER
27	STEPSON'S SON/DAUGHTER
28	DAUGHTER-IN-LAW'S SON/DAUGHTER
29	SON-IN-LAW'S SON/DAUGHTER
30	BOARDER/RENTER
31	PAID AIDE/HOUSEKEEPER/EMPLOYEE
32	ROOMMATE
33	EX-SPOUSE/PARTNER
34	BOYFRIEND/GIRLFRIEND
35	NEIGHBOR
36	FRIEND
91	OTHER RELATIVE
92	OTHER NONRELATIVE

PROGRAMMER INSTRUCTIONS:

If code 31 is selected, display hard error message "Relationship code 31 "Paid Aide/Housekeeper/Employee" cannot be selected here. Please confirm the relationship and select another relationship code."

If "SERVICE/SOMEONE FROM THE PLACE SP LIVES" is selected from the person roster, display hard error message ""SERVICE/SOMEONE FROM THE PLACE SP LIVES" cannot be selected here. Please confirm for whom SP provided care and select or add another person."

For each roster selection/addition at PA22, set PERSONSPCARESFOR flag = 1 (YES).

PA23

VARIABLE NAME(S) AND LABEL(S):

pa12evrgowalk R12 PA23 EVER GO WALKING

QUESTION TEXT:

In the last month, did {you/SP} ever go walking for exercise?

CODES

1	YES
2	NO
	REFUSED

DON'T KNOW

PA24

VARIABLE NAME(S) AND LABEL(S):

pa12vigoractv R12 PA24 EVER VIGOROUS ACTIVITIES

QUESTION TEXT:

In the last month, did {you/SP} ever spend time on vigorous activities that increased {your/his/her} heart rate and made {you/him/her} breathe harder? This includes things like working out, swimming, running or biking, or playing a sport.

CODES

1	YES
2	NO
	REFUSED
	DON'T KNOW

BOX PA25

VARIABLE NAME(S) AND LABEL(S):

NOT ON FILE

If NEWSAMPLE flag = 1 (YES), go to PA25.
Else if DECEASED flag = 1 (YES) and (R5 FAVACT= 95 (NO ACTIVITY LISTED INCLUDING R1 or R5 61s AND 64s)), go to Section HM – LML Helpers.
Else if R5 FAVACT= 95 (NO ACTIVITY LISTED), go to PA25.
Otherwise, go to PA25A.

PA25

VARIABLE NAME(S) AND LABEL(S):

pa12dfavact R12 D FAVORITE ACTIVITY AT R12

DISPLAY INSTRUCTIONS:

Display PA25, PA25A, PA26 and PA26A on the same screen.

QUESTION TEXT:

Respondent Interview (ALL) :: PA

Thinking about all the activities {you do/SP does} these days, what is {your/his/her} favorite activity? It can be an activity we already asked about, or something else, as long as {you/SP} currently {do/does} it.

IF SP HAS NO FAVORITE ACTIVITY, ENTER 95.

ENTER TEXT

Length

75

BOX PA25A

VARIABLE NAME(S) AND LABEL(S):

NOT ON FILE

If PA25 = 95, go to Section RH – Rehabilitation.
Otherwise, go to PA26.

PA25A

VARIABLE NAME(S) AND LABEL(S):

pa12dofavact

R12 PA25A GET TO DO FAV ACT LST YR

DISPLAY INSTRUCTIONS:

Display PA25, PA25A, PA26 and PA26A on the same screen.

If DECEASED flag = 1 (YES), display "Between the last interview in {LAST INT MONTH AND YEAR} and the time of {SP}'s death in {MONTH AND YEAR OF DEATH}, did {he/she} get to do this".

Otherwise, display, "Since the last interview in {LAST INT MONTH AND YEAR}, {have you/has SP} done {R5 FAVACT TEXT}".

QUESTION TEXT:

{SP}'S FAVORITE ACTIVITY WAS {R5 FAVACT TEXT}.

During an earlier interview, we learned that {your/{SP}'s} favorite activity was {R5 FAVACT TEXT}.

{Since the last interview in {LAST INT MONTH AND YEAR}, {have you/has SP} done {R5 FAVACT TEXT}/Between the last interview in {LAST INT MONTH AND YEAR} and the time of {SP}'s death in {MONTH AND YEAR OF DEATH}, did {he/she} get to do this?}

CODES

1	YES
2	NO
	REFUSED

Respondent Interview (ALL) :: PA

DON'T KNOW

BOX PA26

VARIABLE NAME(S) AND LABEL(S):

NOT ON FILE

If DECEASED flag = 1 (YES), go to Section HM – LML Helpers.

Otherwise, go to PA26.

PA26

VARIABLE NAME(S) AND LABEL(S):

pa12helmfvact

R12 PA26 HEALTH LIMIT FAV ACTIVITY MONTH

DISPLAY INSTRUCTIONS:

Display PA25, PA25A, PA26 and PA26A on the same screen.

Display "month" in underlined text.

QUESTION TEXT:

In the last month, did {your/SP's} health or functioning ever keep {you/him/her} from this activity?

CODES

1	YES	Box PA27
2	NO	
	REFUSED	
	DON'T KNOW	

PA26A

VARIABLE NAME(S) AND LABEL(S):

pa12fvactlimyr

R12 PA26A HEALTH LIMIT FAV ACTIVITY YEAR

DISPLAY INSTRUCTIONS:

Display PA25, PA25A, PA26 and PA26A on the same screen.

Display "year" in underlined text.

QUESTION TEXT:

Respondent Interview (ALL) :: PA

In the last year, did {your/SP's} health or functioning ever keep {you/him/her} from this activity?

CODES

1	YES
2	NO
	REFUSED
	DON'T KNOW

BOX PA27

VARIABLE NAME(S) AND LABEL(S):

NOT ON FILE

If NEWSAMPLE flag = 1 (YES), go to Section RH – Rehabilitation.
Else if R5 FAVACT= 95 (NO ACTIVITY LISTED), go to Section RH – Rehabilitation.
Otherwise, go to PA27.

PA27

VARIABLE NAME(S) AND LABEL(S):

pa12fvactstill	R12 PA27 STILL FAVORITE ACTIVITY
-----------------------	----------------------------------

DISPLAY INSTRUCTIONS:

Display PA27, PA27A, PA28 and PA28A on the same screen.

QUESTION TEXT:

Is {R5FAVACT TEXT} still {your/SP's} favorite activity or {do you/does {he/she}} have a new one? It can be an activity we already asked about, or something else, as long as {you/SP} currently {do/does} it.

CODES

1	STILL FAVORITE ACTIVITY	SECTION RH
2	HAS A NEW FAVORITE ACTIVITY	
95	NO FAVORITE ACTIVITY	SECTION RH
	REFUSED	SECTION RH
	DON'T KNOW	SECTION RH

PA27A

Respondent Interview (ALL) :: PA

VARIABLE NAME(S) AND LABEL(S):

pa12dfavact R12 D FAVORITE ACTIVITY AT R12

DISPLAY INSTRUCTIONS:

Display PA27, PA27A, PA28 and PA28A on the same screen.

QUESTION TEXT:

Thinking about all the activities {you do/SP does} these days, what is {your/his/her} favorite activity? It can be an activity we already asked about, or something else, as long as {you/SP} currently {do/does} it.

ENTER FAVORITE ACTIVITY

ENTER TEXT

Length

75

PA28**VARIABLE NAME(S) AND LABEL(S):**

pa12actnwlim R12 PA28 HEALTH LIMIT NEW FAV ACTIVITY MONTH

DISPLAY INSTRUCTIONS:

Display PA27, PA27A, PA28 and PA28A on the same screen.
Display “month” in underlined text.

QUESTION TEXT:

In the last month, did {your/SP's} health or functioning ever keep {you/him/her} from this activity?

CODES

1	YES	SECTION RH
2	NO	
	REFUSED	
	DON'T KNOW	

PA28A**VARIABLE NAME(S) AND LABEL(S):**

pa12actnwlimyr R12 PA28A HEALTH LIMIT NEW FAV ACTIVITY YEAR

DISPLAY INSTRUCTIONS:

Display PA27, PA27A, PA28 and PA28A on the same screen.
Display “year” in underlined text.

QUESTION TEXT:

In the last year, did {your/SP's} health or functioning ever keep {you/him/her} from this activity?

CODES

1	YES
2	NO
	REFUSED
	DON'T KNOW

PROGRAMMER INSTRUCTIONS:

Go to Section RH – Rehabilitation.

Derived Variables from Items in the PA Section**VARIABLE NAME(S) AND LABEL(S):**

pa5dfavact	R5 D FAVORITE ACTIVITY AT R5
pa12dfavact	R12 D FAVORITE ACTIVITY AT R12

Respondent Interview (ALL)

Section RH [REHABILITATION]

Sequence: 32

RH1

VARIABLE NAME(S) AND LABEL(S):

rh12rehab R12 RH1 RECEIVED REHAB IN LAST YEAR

DISPLAY INSTRUCTIONS:

Display "last year" in underlined text.

QUESTION TEXT:

Physical rehabilitation or “rehab” services can help you improve function and the ability to carry out daily activities. Services include physical therapy, occupational therapy, and speech therapy. Rehab can be received in different settings. For instance, while you are staying in the hospital, after a hospital stay in a nursing home or rehab facility, at a doctor’s or therapist’s office or clinic, or at home.

In the last year, {have you/has SP} received any rehab services?

CODES

1	YES
2	NO
	REFUSED
	DON'T KNOW

BOX RH1

VARIABLE NAME(S) AND LABEL(S):

NOT ON FILE

If RH1=1 (YES) go to RH1A.
Otherwise, go to Section SD – Smoking.

RH1A

VARIABLE NAME(S) AND LABEL(S):

rh12rehabmo R12 RH1A MONTHS OF REHAB

DISPLAY INSTRUCTIONS:

Display "last year" in underlined text.

QUESTION TEXT:

In the last year, for about how many months altogether did {you/SP} receive rehab services? Was it for less than one month, one to three months, four to five months, or six or more months?

CODES

1	LESS THAN 1 MONTH	
2	1 TO 3 MONTHS	RH2
3	4 TO 5 MONTHS	RH2
4	6 OR MORE MONTHS	RH2
	REFUSED	RH2
	DON'T KNOW	RH2

RH1B

VARIABLE NAME(S) AND LABEL(S):

rh12rehabweek R12 RH1B WEEKS OF REHAB

DISPLAY INSTRUCTIONS:

Display "last year" in underlined text.

QUESTION TEXT:

In the last year, for about how many weeks altogether did {you/SP} receive rehab services? Was it less than one week, one to two weeks, or three to four weeks?

CODES

1	LESS THAN 1 WEEK
2	1 TO 2 WEEKS
3	3 TO 4 WEEKS
	REFUSED
	DON'T KNOW

RH2

VARIABLE NAME(S) AND LABEL(S):

rh12rehaburg R12 RH2 REHAB POST SURGERY

DISPLAY INSTRUCTIONS:

Display "in the last year" in underlined text.

QUESTION TEXT:

We are interested in the reasons {you/SP} received rehab in the last year.

Did {you/SP} receive rehab to help {you/him/her} recover following surgery?

CODES

1	YES	
2	NO	RH4
	REFUSED	RH4
	DON'T KNOW	RH4

RH3

VARIABLE NAME(S) AND LABEL(S):

rh12surgcond	R12 RH3 MAIN MED CONDITION FOR SURGERY
--------------	--

DISPLAY INSTRUCTIONS:

Display “main medical condition” in underlined text.

If CAPI Phone < > 3 FIP display at end of question “Would you say a fracture, sprain or injury; a hip, knee or other joint replacement; another musculoskeletal condition; a stroke or TIA; a heart attack; another heart condition or vascular disease; a breathing condition; a neurological condition like MS or Parkinson’s; or cancer?”

If CAPI Phone = 3 (FIP) display {Look at this card} and on line below question “IF NEEDED: Would you say a fracture, sprain or injury; a hip, knee or other joint replacement; another musculoskeletal condition; a stroke or TIA; a heart attack; another heart condition or vascular disease; a breathing condition; a neurological condition like MS or Parkinson’s; or cancer?”

QUESTION TEXT:

SHOW CARD RH1

Please {look at this card and} tell me, what was the main medical condition for which {you/SP} had surgery? {Would you say a fracture, sprain or injury; a hip, knee or other joint replacement; another musculoskeletal condition; a stroke or TIA; a heart attack; another heart condition or vascular disease; a breathing condition; a neurological condition like MS or Parkinson’s; or cancer?}

{IF NEEDED: “Would you say a fracture, sprain or injury; a hip, knee or other joint replacement; another musculoskeletal condition; a stroke or TIA; a heart attack; another heart condition or vascular disease; a breathing condition; a neurological condition like MS or Parkinson’s; or cancer?”}

CODES

1	A FRACTURE, SPRAIN, OR INJURY	RH5
2	A HIP, KNEE, OR OTHER JOINT REPLACEMENT	RH5
3	ANOTHER MUSCULOSKELETAL CONDITION	RH5
4	A STROKE OR TIA	RH5
5	A HEART ATTACK	RH5
6	ANOTHER HEART CONDITION OR VASCULAR DISEASE	RH5
7	A BREATHING CONDITION	RH5

8	A NEUROLOGICAL CONDITION LIKE MS OR PARKINSON'S	RH5
9	CANCER	RH5
94	ANOTHER CONDITION (SPECIFY)	
95	NO MEDICAL CONDITION (IF VOLUNTEERED)	RH5
	REFUSED	RH5
	DON'T KNOW	RH5

RH3B

VARIABLE NAME(S) AND LABEL(S):

NOT ON FILE

QUESTION TEXT:

SPECIFY OTHER MEDICAL CONDITION TARGETED BY SURGERY

ENTER TEXT

Length

50

PROGRAMMER INSTRUCTIONS:

Go to RH5.

RH4

VARIABLE NAME(S) AND LABEL(S):

rh12rehabcond

R12 RH4 MAIN MED CONDITION FOR REHAB

DISPLAY INSTRUCTIONS:

Display "main medical condition" in underlined text.

If CAPI Phone < > 3 FIP display at end of question "Would you say a fracture, sprain or injury; a hip, knee or other joint replacement; another musculoskeletal condition; a stroke or TIA; a heart attack; another heart condition or vascular disease; a breathing condition; a neurological condition like MS or Parkinson's; or cancer?"

If CAPI Phone = 3 (FIP) display "look at this card and" and on line below question "IF NEEDED: Would you say a fracture, sprain or injury; a hip, knee or other joint replacement; another musculoskeletal condition; a stroke or TIA; a heart attack; another heart condition or vascular disease; a breathing condition; a neurological condition like MS or Parkinson's; or cancer?"

QUESTION TEXT:

SHOW CARD RH1

Please {look at this card and} tell me, what was the main medical condition for which {you/SP} received rehab in the last year? {Would you say a fracture, sprain or injury; a hip, knee or other joint replacement; another musculoskeletal condition; a stroke or TIA; a heart attack; another heart condition or vascular disease; a breathing condition; a neurological condition like MS or Parkinson's; or cancer?}

{IF NEEDED: "Would you say a fracture, sprain or injury; a hip, knee or other joint replacement; another

musculoskeletal condition; a stroke or TIA; a heart attack; another heart condition or vascular disease; a breathing condition; a neurological condition like MS or Parkinson's; or cancer?"}

CODES

1	A FRACTURE, SPRAIN, OR INJURY	RH5
2	A HIP, KNEE, OR OTHER JOINT REPLACEMENT	RH5
3	ANOTHER MUSCULOSKELETAL CONDITION	RH5
4	A STROKE OR TIA	RH5
5	A HEART ATTACK	RH5
6	ANOTHER HEART CONDITION OR VASCULAR DISEASE	RH5
7	A BREATHING CONDITION	RH5
8	A NEUROLOGICAL CONDITION LIKE MS OR PARKINSON'S	RH5
9	CANCER	RH5
94	ANOTHER CONDITION (SPECIFY)	
95	NO MEDICAL CONDITION (IF VOLUNTEERED)	RH5
	REFUSED	RH5
	DON'T KNOW	RH5

RH4B

VARIABLE NAME(S) AND LABEL(S):

NOT ON FILE

QUESTION TEXT:

SPECIFY OTHER MEDICAL CONDITION

ENTER TEXT

Length

50

RH5

VARIABLE NAME(S) AND LABEL(S):

rh12funcback	R12 RH5 IMPROVE FUNCTION IN BACK
rh12funchips	R12 RH5 IMPROVE FUNCTION IN HIPS
rh12funcnees	R12 RH5 IMPROVE FUNCTION IN KNEES
rh12funcfeet	R12 RH5 IMPROVE FUNCTION IN FEET

Respondent Interview (ALL) :: RH

rh12funchands	R12 RH5 IMPROVE FUNCTION IN HANDS
rh12funcwrist	R12 RH5 IMPROVE FUNCTION IN WRIST
rh12funcshold	R12 RH5 IMPROVE FUNCTION IN SHOULDERS
rh12funchead	R12 RH5 IMPROVE FUNCTION IN HEAD
rh12funcneck	R12 RH5 IMPROVE FUNCTION IN NECK
rh12funcarms	R12 RH5 IMPROVE FUNCTION IN ARMS
rh12funclegs	R12 RH5 IMPROVE FUNCTION IN LEGS
rh12funcstom	R12 RH5 IMPROVE FUNCTION IN STOMACH
rh12funcmouth	R12 RH5 IMPROVE FUNCTION IN MOUTH
rh12funcheart	R12 RH5 IMPROVE FUNCTION IN HEART
rh12funclung	R12 RH5 IMPROVE FUNCTION IN LUNGS
rh12funcos	R12 RH5 IMPROVE FUNCTION OTHER SPECIFY
rh12funcnotsp	R12 RH5 IMPROVE FUNCTION NO SPECIFIC PLACE

DISPLAY INSTRUCTIONS:

Display “where” in underlined text.

If CAPI Phone < > 3 (FIP) display at end of question “Would you say {your/SP’s} back, hip, knee, feet, hand, wrist, shoulder or what?”

If CAPI Phone = 3 (FIP) display “look at this card and” and on line below question “IF NEEDED: Would you say {your/SP’s} back, hip, knee, feet, hand, wrist, shoulder or what?”

QUESTION TEXT:

SHOW CARD RH2

Next, please {look at this card and} tell me where {you were/SP was} trying to improve function? {Would you say {your/SP’s} back, hip, knee, feet, hand, wrist, shoulder or what?}

{IF NEEDED: Would you say {your/SP’s} back, hip, knee, feet, hand, wrist, shoulder or what?}

PROBE: Anywhere else?

SELECT ALL THAT APPLY

CODES

1	BACK	RH6
2	HIP(S)	RH6
3	KNEE(S)	RH6
4	FEET	RH6
5	HAND(S)	RH6
6	WRIST(S)	RH6
7	SHOULDER(S)	RH6
8	HEAD	RH6

Respondent Interview (ALL) :: RH

9	NECK	RH6
10	ARM(S)	RH6
11	LEG(S)	RH6
12	STOMACH	RH6
13	MOUTH OR THROAT	RH6
14	HEART	RH6
15	LUNGS	RH6
94	OTHER PLACES (SPECIFY)	
95	NO SPECIFIC PLACE (IF VOLUNTEERED)	RH6
	REFUSED	RH6
	DON'T KNOW	RH6

PROGRAMMER INSTRUCTIONS:

Response code 95 cannot be selected in combination with any other code. Display error message
 “INCONSISTENT ANSWER. ‘NO SPECIFIC PLACE’ CANNOT BE SELECTED WITH ANY OTHER CATEGORY” when
 leaving the screen.

RH5A

VARIABLE NAME(S) AND LABEL(S):

NOT ON FILE

QUESTION TEXT:

SPECIFY OTHER BODY STRUCTURES TARGETED BY THERAPY

ENTER TEXT

Length

50

RH6

VARIABLE NAME(S) AND LABEL(S):

rh12impchew	R12 RH6 IMPROVE CHEWING SWALLOWING
rh12impspeak	R12 RH6 IMPROVE SPEAKING BEING UNDERSTOOD
rh12impspain	R12 RH6 IMPROVE PAIN LEVEL
rh12impbreath	R12 RH6 IMPROVE BREATHING
rh12impweak	R12 RH6 IMPROVE STRENGTH
rh12impmove	R12 RH6 IMPROVE MOVEMENT RANGE OF MOTION
rh12impenergy	R12 RH6 IMPROVE ENERGY LEVEL
rh12impbal	R12 RH6 IMPROVE BALANCE COORDINATION
rh12impfall	R12 RH6 IMPROVE PROBLEMS WITH FALLS

rh12impmemory

R12 RH6 IMPROVE MEMORY

rh12impnone

R12 RH6 IMPROVE NONE OF THESE PROBLEMS

DISPLAY INSTRUCTIONS:

Display “which of these problems” in underlined text.

If CAPI Phone < > 3 FIP display at end of question “Would you say chewing or swallowing, speaking or being understood, pain level, breathing, strength, movement, energy level, balance or coordination, falls, memory or none of these problems?”

If CAPI Phone = 3 (FIP) display “look at this card and” and on line below question “IF NEEDED: Would you say chewing or swallowing, speaking or being understood, pain level, breathing, strength, movement, energy level, balance or coordination, falls, memory or none of these problems?”

QUESTION TEXT:

SHOW CARD RH3

Next, please {look at this card and} tell me which of these problems, if any, {were you/was SP} trying to improve? {Would you say chewing or swallowing, speaking or being understood, pain level, breathing, strength, movement, energy level, balance or coordination, falls, memory or none of these problems?}

{IF NEEDED: Would you say chewing or swallowing, speaking or being understood, pain level, breathing, strength, movement, energy level, balance or coordination, falls, memory or none of these problems?}

PROBE: Any others?

SELECT ALL THAT APPLY

CODES	Code All That Apply
1	DIFFICULTY CHEWING OR SWALLOWING
2	DIFFICULTY SPEAKING OR BEING UNDERSTOOD
3	PAIN LEVEL
4	PROBLEM WITH BREATHING
5	PROBLEM WITH STRENGTH (MUSCLE WEAKNESS)
6	PROBLEM WITH MOVEMENT (RANGE OF MOTION)
7	LOW ENERGY LEVEL
8	PROBLEM WITH BALANCE OR COORDINATION
9	PROBLEM WITH FALLS
10	PROBLEM WITH MEMORY
95	NONE OF THESE PROBLEMS
	REFUSED
	DON'T KNOW

PROGRAMMER INSTRUCTIONS:

Response code 95 cannot be selected in combination with any other code. Display error message “INCONSISTENT ANSWER. ‘NONE OF THESE PROBLEMS’ CANNOT BE SELECTED WITH ANY OTHER CATEGORY” when leaving the screen.

RH6B

Respondent Interview (ALL) :: RH

VARIABLE NAME(S) AND LABEL(S):

rh12impbed	R12 RH6B IMPROVE GETTING OUT OF BED
rh12impwalk	R12 RH6B IMPROVE WALKING INSIDE HOME
rh12impleave	R12 RH6B IMPROVE LEAVING HOME OUTSIDE
rh12impdistnc	R12 RH6B IMPROVE WALKING DISTANCES OUTSIDE
rh12impclimb	R12 RH6B IMPROVE CLIMBING STAIRS
rh12impdrive	R12 RH6B IMPROVE DRIVING
rh12imptransp	R12 RH6B IMPROVE USING OTHER TRANSPORTATION
rh12impnotths	R12 RH6B IMPROVE NONE OF THESE MOBIL ACT

DISPLAY INSTRUCTIONS:

Display “which of these” in underlined text.

If CAPI Phone < > 3 FIP display at end of question “Would you say getting out of bed, walking around inside, leaving home to go outside, walking distances outside, climbing stairs, driving, using other forms of transportation, or was it none of these?”

If CAPI Phone = 3 (FIP) display “look at this card and” and on line below question “IF NEEDED: Would you say getting out of bed, walking around inside, leaving home to go outside, walking distances outside, climbing stairs, driving, using other forms of transportation, or was it none of these?”

QUESTION TEXT:

SHOW CARD RH4

Sometimes rehab focuses on improving ways of moving or getting around. Please {look at this card and} tell me which of these, if any, {were you/was SP} trying to improve? {Would you say getting out of bed, walking around inside, leaving home to go outside, walking distances outside, climbing stairs, driving, using other forms of transportation, or was it none of these?}

{IF NEEDED: Would you say getting out of bed, walking around inside, leaving home to go outside, walking distances outside, climbing stairs, driving, using other forms of transportation, or was it none of these?}

PROBE: Any others?

SELECT ALL THAT APPLY

CODES	Code All That Apply
1	GETTING OUT OF BED
2	WALKING AROUND INSIDE AT HOME
3	LEAVING HOME TO GO OUTSIDE
4	WALKING DISTANCES OUTSIDE (SEVERAL BLOCKS)
5	CLIMBING STAIRS
6	DRIVING
7	USING OTHER FORMS OF TRANSPORTATION
95	NONE OF THESE
	REFUSED

DON'T KNOW

PROGRAMMER INSTRUCTIONS:

Response code 95 cannot be selected in combination with any other code. Display error message "INCONSISTENT ANSWER. 'NONE OF THESE' CANNOT BE SELECTED WITH ANY OTHER CATEGORY" when leaving the screen.

RH6C

VARIABLE NAME(S) AND LABEL(S):

rh12impsc	R12 RH6C IMPROVE CARING FOR SELF
rh12imphh	R12 RH6C IMPROVE HOUSEHOLD ACTIVITIES
rh12impcomp	R12 RH6C IMPROVE USING COMPUTER TABLET
rh12impwork	R12 RH6C IMPROVE WORKING VOLUNTEERING
rh12impcare	R12 RH6C IMPROVE PROVIDING CARE
rh12impactiv	R12 RH6C IMPROVE PARTICIPATING ACTIVITIES
rh12impactnon	R12 RH6C IMPROVE NONE OF THESE ACTIVITIES

DISPLAY INSTRUCTIONS:

Display "which of these activities" in underlined text.

If CAPI Phone < > 3 (FIP) display at end of question "Would you say caring for {yourself/{herself/himself}}, household tasks, using a computer, working/volunteering, providing care to someone else, participating in other activities, or was it none of these?"

If CAPI Phone = 3 (FIP) display "look at this card and" and on line below question "IF NEEDED: Would you say caring for {yourself/{herself/himself}}, household tasks, using a computer, working/volunteering, providing care to someone else, participating in other activities, or was it none of these?"

QUESTION TEXT:

SHOW CARD RH5

Sometimes rehab focuses on improving the ability to carry out specific activities. Please {look at this card and} tell me which of these activities, if any, {were you/was SP} trying to improve? {Would you say caring for {yourself/{herself/himself}}, household tasks, using a computer, working/volunteering, providing care to someone else, participating in other activities, or was it none of these?}

{IF NEEDED: Would you say caring for {yourself/{herself/himself}}, household tasks, using a computer, working/volunteering, providing care to someone else, participating in other activities, or was it none of these?}

PROBE: Any others?

SELECT ALL THAT APPLY

CODES

Code All That Apply

- | | |
|---|--|
| 1 | CARING FOR SELF (WASHING UP, TOILETING, DRESSING, EATING) |
| 2 | HOUSEHOLD TASKS (SHOPPING FOR GROCERIES, PREPARING MEALS, DOING LAUNDRY) |

- 3 USING A COMPUTER, LAPTOP OR TABLET
- 4 WORKING OR VOLUNTEERING
- 5 PROVIDING CARE TO SOMEONE ELSE
- 6 PARTICIPATING IN SOCIAL, RELIGIOUS, OR COMMUNITY ACTIVITIES
- 95 NONE OF THESE ACTIVITIES
- REFUSED
- DON'T KNOW

PROGRAMMER INSTRUCTIONS:

Response code 95 cannot be selected in combination with any other code. Display error message "INCONSISTENT ANSWER. 'NONE OF THESE ACTIVITIES' CANNOT BE SELECTED WITH ANY OTHER CATEGORY" when leaving the screen.

RH6D

VARIABLE NAME(S) AND LABEL(S):

rh12devcane	R12 RH6D THERAPIST RECOMMEND CANE WALKER
rh12devwhlch	R12 RH6D THERAPIST RECOMMEND WHEELCHR SCOOTER
rh12devramp	R12 RH6D THERAPIST RECOMMEND ENTRANCE RAMP
rh12devstair	R12 RH6D THERAPIST RECOMMEND STAIR LIFT GLIDE
rh12devtub	R12 RH6D THERAPIST RECOMMEND GRABBAR TUB SEAT
rh12devtoil	R12 RH6D THERAPIST RECOMMEND GRABBAR TOIL SEAT
rh12deveat	R12 RH6D THERAPIST RECOMMEND ADAPTED UTENSIL
rh12devdres	R12 RH6D THERAPIST RECOMMEND DRESSING DEV
rh12devgrab	R12 RH6D THERAPIST RECOMMEND REACHER GRABBER
rh12devcomp	R12 RH6D THERAPIST RECOMMEND COMPUTER DEVICE
rh12devcar	R12 RH6D THERAPIST RECOMMEND CAR DEVICE
rh12devothr	R12 RH6D THERAPIST RECOMMEND OTHER CHANGES

DISPLAY INSTRUCTIONS:

Use "Same Question Stem" display.

If STRUCTURE flag = 2 (MULTI-UNIT) and HO2=1 (COMMON OR SHARED ENTRANCE), do not display RH6D3.

If STRUCTURE flag = 2 (MULTI-UNIT) or HO5=1 (ONE FLOOR), do not display RH6D4.

If HO11A= 2 (NO BATHTUB) and HO11B = 1 (YES, SHOWER STALL), display "shower" in RH6D5.
Else if HO11a = 1 (YES, BATHTUB) and HO11b = 2 (NO SHOWER STALL), display "tub area" in RH6D5.
Otherwise, display "shower or tub area" in RH6D5.

If DROVEINLASTYEAR flag <> 1 (YES), use null display in RH6D11.
Otherwise, display "or {drive/drives}" in RH6D11.

If at RH6D1, do not display question text in brackets.
Otherwise, display question text in brackets.

QUESTION TEXT:

{{}}Rehab therapists sometimes recommend devices or equipment to make activities easier, safer or so patients can do them on their own.

In the last year did any of {your/SP's} therapists recommend... {{}}

{variable text [a – l]}

RESPONSE [1] a. a cane or walker?

RESPONSE [2] b. a wheelchair or scooter?

RESPONSE [3] c. a ramp at the entrance to {your/SP's} home?

RESPONSE [4] d. a stair lift or stair glide?

RESPONSE [5] e. a grab bar or seat in the {{shower} or {tub area}}?

IF NEEDED: A grab bar is designed to help you steady yourself. It may be attached to the wall or built into the shower or tub. Do not include towel racks. A seat includes a chair, stool, or bench used in the shower or bathtub. Some seats are placed in the shower or tub, others are built in.

RESPONSE [6] f. grab bars or a raised seat for the toilet?

IF NEEDED: A grab bar is designed to help you steady yourself. It may be attached to the wall or built into the shower or tub. Do not include towel racks.

RESPONSE [7] g. adapted utensils to help with eating or cutting up food?

RESPONSE [8] h. special items to help with dressing such as buttonhooks or clothes that are designed to get on and off easily?

RESPONSE [9] i. a reacher or grabber to pick up things more easily?

RESPONSE [10] j. adaptive devices for a computer, laptop or tablet?

RESPONSE [11] k. adaptive devices for the car that {you ride /SP rides} in {or {drive/drives}}?

RESPONSE [12] l. other changes to the home environment to help with daily tasks?

CODES

- | | |
|---|------------|
| 1 | YES |
| 2 | NO |
| | REFUSED |
| | DON'T KNOW |

RH7

VARIABLE NAME(S) AND LABEL(S):

rh12place1	R12 RH7A RECEIVE REHAB OVERNIGHT HOSP NH REHAB
rh12place2	R12 RH7B RECEIVE REHAB OUTPATIENT
rh12place3	R12 RH7C RECEIVE REHAB HOME
rh12place4	R12 RH7D RECEIVE REHAB SOMEWHERE ELSE

DISPLAY INSTRUCTIONS:

- Use "Same Question Stem" display.
- Display "where" in underlined text.

Display “overnight” in underlined text in RH7a.

Display “outpatient” in underlined text in RH7b.

If at RH7A, do not display question text in brackets.

Otherwise, display question text in brackets.

QUESTION TEXT:

{ } Next, we are interested in where {you/SP} received rehab services in the last year.

In the last year, did {you/SP} receive rehab ... { }

RESPONSE [1] a. as an overnight patient in a hospital, nursing home, or rehab facility?

RESPONSE [2] b. as an outpatient at a center, clinic, or facility, or at a doctor’s or therapist’s office?

IF NEEDED: Outpatient means you did not stay overnight.

RESPONSE [3] c. at home?

RESPONSE [4] d. somewhere else?

CODES

1	YES
2	NO
	REFUSED
	DON'T KNOW

BOX RH7E

VARIABLE NAME(S) AND LABEL(S):

NOT ON FILE

If RH7D=1 (YES) go to RH7E.
Otherwise, go to Box RH8.

RH7E

VARIABLE NAME(S) AND LABEL(S):

rh12place5	R12 RH7E RECEIVE REHAB OTHER SPECIFY PLACE TYPE
------------	---

QUESTION TEXT:

SPECIFY WHERE SP RECEIVED REHAB

BOX RH8**VARIABLE NAME(S) AND LABEL(S):**

NOT ON FILE

If more than one item at RH7A-D = 1 (YES), go to RH8.
Otherwise, go to RH9.

RH8**VARIABLE NAME(S) AND LABEL(S):****rh12placelast**

R12 RH8 PLACE LAST RECEIVED REHAB

DISPLAY INSTRUCTIONS:

Display “last” in underlined text.

If RH7A = 1 (YES), display “as an overnight patient in a hospital, nursing home, or rehab facility;” and response option 1. OVERNIGHT PATIENT IN HOSPITAL, NURSING HOME, OR REHAB FACILITY.

If RH7B = 1 (YES), display “as an outpatient at a center, clinic, or facility, or at a doctor’s or therapist’s office;” and response option 2. OUTPATIENT AT A CENTER, CLINIC, FACILITY, DOCTOR’S OR THERAPIST’S OFFICE.

If RH7C = 1 (YES), display “at home;” and response option 3. HOME.

If RH7D = 1 (YES), display “at {TEXT FROM RH7E}” and response option 4. SOMEWHERE ELSE.

Display “or” between places received services.

QUESTION TEXT:

Which place did {you/SP} last receive these services?

IF NEEDED: Was it {as an overnight patient in a hospital, nursing home, or rehab facility;/as an outpatient at a center, clinic, or facility, or at a doctor’s or therapist’s office;/at home;/at {TEXT FROM RH7E}}?

CODES

- | | |
|---|--|
| 1 | OVERNIGHT PATIENT IN HOSPITAL, NURSING HOME, OR REHAB FACILITY |
| 2 | OUTPATIENT AT A CENTER, CLINIC, FACILITY, DOCTOR’S OR THERAPIST’S OFFICE |
| 3 | HOME |

4 SOMEWHERE ELSE
REFUSED
DON'T KNOW

RH9

VARIABLE NAME(S) AND LABEL(S):

rh12ability R12 RH9 FUNCTIONING IMPROVE IN REHAB

QUESTION TEXT:

While {you were/SP was} receiving rehab services in the last year, did {your/his/her} functioning and ability to do activities improve, get worse, or stay about the same?

CODES

1	IMPROVED	
2	GOT WORSE	RH9B
3	STAYED ABOUT THE SAME	RH10
4	VARIED/UP AND DOWN (IF VOLUNTEERED)	RH10
	REFUSED	RH10
	DON'T KNOW	RH10

RH9A

VARIABLE NAME(S) AND LABEL(S):

rh12abilimp R12 RH9A HOW MUCH FUNCTIONING IMPROVE IN REHAB

QUESTION TEXT:

Did it improve a lot, somewhat, or a little?

CODES

1	A LOT
2	SOMEWHAT
3	A LITTLE
	REFUSED
	DON'T KNOW

PROGRAMMER INSTRUCTIONS:

Go to RH10.

RH9B

VARIABLE NAME(S) AND LABEL(S):

rh12abilworse

R12 RH9B HOW MUCH FUNCTIONING WORSE IN REHAB

QUESTION TEXT:

Did it get a lot worse, somewhat worse or a little worse?

CODES

- | | |
|---|------------|
| 1 | A LOT |
| 2 | SOMEWHAT |
| 3 | A LITTLE |
| | REFUSED |
| | DON'T KNOW |

RH10

VARIABLE NAME(S) AND LABEL(S):

rh12rehabnow

R12 RH10 STILL RECEIVING REHAB

DISPLAY INSTRUCTIONS:

Display “still” in underlined text.

QUESTION TEXT:

{Are you/Is SP} still receiving rehab services?

CODES

- | | |
|---|------------|
| 1 | YES |
| 2 | NO |
| | REFUSED |
| | DON'T KNOW |

BOX RH11

VARIABLE NAME(S) AND LABEL(S):

NOT ON FILE

If RH10=2 (NO) go to RH11.
Otherwise, go to Section SD – Smoking.

RH11

VARIABLE NAME(S) AND LABEL(S):

rh12metgoals R12 RH11 MET GOALS WHEN REHAB ENDED

QUESTION TEXT:

When {your/SP's} rehab services ended, had {you/SP} met all or most of {your/his/her} goals?

CODES

1	YES
2	NO
	REFUSED
	DON'T KNOW

RH12

VARIABLE NAME(S) AND LABEL(S):

rh12metinsur R12 RH12 MET INSURANCE LIMIT WHEN REHAB ENDED

QUESTION TEXT:

When {your/SP's} rehab services ended, had {you/SP} met the limit of {your/{his/her}} insurance coverage?

CODES

1	YES
2	NO
	REFUSED
	DON'T KNOW

RH13

VARIABLE NAME(S) AND LABEL(S):

rh12abilnow R12 RH13 FUNCTIONING IMPROVE WHEN REHAB ENDED

QUESTION TEXT:

Since {your/SP's} rehab services ended, have {your/his/her} functioning and ability to do activities improved, got worse, or stayed about the same?

Respondent Interview (ALL) :: RH

CODES

1	IMPROVED	
2	GOT WORSE	RH15
3	STAYED ABOUT THE SAME	SECTION SD
4	VARIED/UP AND DOWN (IF VOLUNTEERED)	SECTION SD
	REFUSED	SECTION SD
	DON'T KNOW	SECTION SD

RH14**VARIABLE NAME(S) AND LABEL(S):**

rh12nowimp R12 RH14 HOW MUCH FUNCTION IMPROVE AFTER REHAB

QUESTION TEXT:

Did it improve a lot, somewhat, or a little?

CODES

1	A LOT
2	SOMEWHAT
3	A LITTLE
	REFUSED
	DON'T KNOW

PROGRAMMER INSTRUCTIONS:

Go to Section SD – Smoking.

RH15**VARIABLE NAME(S) AND LABEL(S):**

rh12nowworse R12 RH15 HOW MUCH FUNCTION WORSE AFTER REHAB

QUESTION TEXT:

Did it get a lot worse, somewhat worse, or a little worse?

CODES

1	A LOT
2	SOMEWHAT
3	A LITTLE
	REFUSED
	DON'T KNOW

PROGRAMMER INSTRUCTIONS:

Go to Section SD – Smoking.

Respondent Interview (ALL)

Section SD [SMOKING]

Sequence: 33

BOX SD1PRE

VARIABLE NAME(S) AND LABEL(S):

NOT ON FILE

If NEWSAMPLE flag = 1 (YES), go to SD1PRE.
Otherwise, go to BOX SD2.

SD1PRE

VARIABLE NAME(S) AND LABEL(S):

NOT ON FILE

QUESTION TEXT:

The next questions are about smoking cigarettes.

PRESS 1 AND ENTER TO CONTINUE

SD1

VARIABLE NAME(S) AND LABEL(S):

sd12smokedreg R12 SD1 SMOKED REGULARLY

QUESTION TEXT:

Did {you/SP} ever smoke cigarettes regularly, at least 1 cigarette a day?

CODES

1 YES

2 NO

REFUSED

DON'T KNOW

SECTION PE

SECTION PE

SECTION PE

BOX SD₂

VARIABLE NAME(S) AND LABEL(S):

NOT ON FILE

If R1 SD₁ (EVER SMOKED) = 1 (YES) or if NEWSAMPLE flag = 1 (YES), go to SD₂.

Otherwise, go to SECTION PE- Performance.

SD₂

VARIABLE NAME(S) AND LABEL(S):

sd12smokesnow

R12 SD₂ SMOKES NOW

QUESTION TEXT:

{Do you/Does SP} smoke cigarettes now?

CODES

1	YES
2	NO
	REFUSED
	DON'T KNOW

BOX SD₃

VARIABLE NAME(S) AND LABEL(S):

NOT ON FILE

If [SD₂ = 1 (YES)] or if [NEWSAMPLE flag = 1 (YES) and SD₂ = 2 (NO)], go to SD₃.

Otherwise, go to Section PE.

SD3

VARIABLE NAME(S) AND LABEL(S):

sd12numcigday R12 SD3 NUM OF CIGARETTES PER DAY

DISPLAY INSTRUCTIONS:

If SD2=1 (SMOKES NOW), display "{do you/does SP}"
Else if SD2=2 (DOES NOT SMOKE NOW) display "{did you/did SP}"

QUESTION TEXT:

On average, how many cigarettes per day {{do you/does SP}}/{did you/did SP}} usually smoke?

IF NEEDED: A pack contains 20 cigarettes.

ENTER # OF CIGARETTES

ENTER 999 IF SP SMOKES LESS THAN 1 CIGARETTE PER DAY

ENTER NUMBER

Range	1 to 120
Soft Range	1 to 40
REFUSED	
DON'T KNOW	

PROGRAMMER INSTRUCTIONS:

IF NUMBER ENTERED VIOLATES THE HARD RANGE (SD3<1 OR SD3>120) AND SD3 <>999 THEN DISPLAY
ERROR MESSAGE #13 FROM THE GLOBAL SPEC.

BOX SD4

VARIABLE NAME(S) AND LABEL(S):

NOT ON FILE

If NEWSAMPLE flag = 1 (YES), go to SD4.
Otherwise, go to Section PE.

SD4

VARIABLE NAME(S) AND LABEL(S):

sd12agesrtsmk R12 SD4 AGE STARTED SMOKING

QUESTION TEXT:

How old {were you/was SP} when {you/he/she} first smoked cigarettes regularly?

ENTER AGE STARTED SMOKING

ENTER NUMBER

Range	6 to 70
Soft Range	12 to 35
REFUSED	
DON'T KNOW	

PROGRAMMER INSTRUCTIONS:

If age entered > SP AGE, display error message "INVALID RESPONSE. AGE STARTED SMOKING CANNOT BE GREATER THAN CURRENT AGE".

BOX SD5**VARIABLE NAME(S) AND LABEL(S):**

NOT ON FILE

IF SD2=1 (SMOKES NOW), go to SECTION PE- Performance.
Otherwise, go to SD5.

SD5**VARIABLE NAME(S) AND LABEL(S):**

sd12agelstsmk	R12 SD5 AGE LAST SMOKED REGULARLY
---------------	-----------------------------------

QUESTION TEXT:

How old {were you/was SP} when {you/he/she} last smoked cigarettes regularly?

ENTER AGE QUIT SMOKING

ENTER NUMBER

Range	6 to 102
Soft Range	25 to 80
REFUSED	
DON'T KNOW	

PROGRAMMER INSTRUCTIONS:

If age entered > SP AGE, display error message "INVALID RESPONSE. AGE LAST SMOKED CANNOT BE GREATER THAN CURRENT AGE".

If age entered < age entered at SD4, display error message "INVALID RESPONSE. AGE LAST SMOKED CANNOT BE LESS THAN AGE STARTED SMOKING".

GO TO SECTION PE-Performance.

Respondent Interview (ALL)

Section PE [PERFORMANCE]

Sequence: 34

BOX PE1PRE

VARIABLE NAME(S) AND LABEL(S):

NOT ON FILE

If Part 2 (SP Activities) Task, go to PE14.
Otherwise, go to PE1PRE.

PE1PRE

VARIABLE NAME(S) AND LABEL(S):

NOT ON FILE

DISPLAY INSTRUCTIONS:

If CAPI PHONE = 3 (FIP), display "A little later in the interview".
If CAPI PHONE = 2 (LIP), display "When I visit I will".

QUESTION TEXT:

{A little later in the interview/When I visit} I will ask {you/SP} to try to perform a few simple movements, that is to move {your/{his/her}} body in different ways. To prepare, I need to ask a few questions.

PRESS 1 AND ENTER TO CONTINUE

PE1

VARIABLE NAME(S) AND LABEL(S):

pe12whhndsign

R12 PE1 HAND USE TO SIGN YOR NAME

QUESTION TEXT:

Which hand {do you/does SP} use to sign {your/{his/her}} name?

CODES

1

LEFT

- 2 RIGHT
- 3 BOTH
- REFUSED
- DON'T KNOW

PROGRAMMER INSTRUCTIONS:

If PE1 = 1, set LEFTHANDED flag = 1 (yes).
 If PE1 = 2, set RIGHTHANDED flag = 1 (yes).
 If PE1 = 3, set EITHERHANDED flag = 1 (yes).

PE2

VARIABLE NAME(S) AND LABEL(S):

pe12surghdwrt R12 PE2 HAVE SURGRY TO HAND WRIST

DISPLAY INSTRUCTIONS:

Display "in the last 3 months" in bold underlined text.

QUESTION TEXT:

In the last 3 months, that is since {MONTH AND YEAR 3 MONTHS PRIOR TO TODAY'S DATE}, {have you/has SP} had surgery or a serious injury on {your/{his/her}} hand or wrist?

CODES

- | | | |
|---|------------|-----|
| 1 | YES | |
| 2 | NO | PE4 |
| | REFUSED | PE4 |
| | DON'T KNOW | PE4 |

PE3

VARIABLE NAME(S) AND LABEL(S):

pe12surgyside R12 PE3 WHICH SIDE WAS SURGERY

QUESTION TEXT:

Which side was that (surgery or serious injury on {your/SP's} hand or wrist)? Was it the left side or right side?

CODES

- | | | |
|---|------------|-----|
| 1 | LEFT SIDE | |
| 2 | RIGHT SIDE | |
| 3 | BOTH SIDES | PE8 |
| | REFUSED | |
| | DON'T KNOW | |

PROGRAMMER INSTRUCTIONS:

If PE3 = 1 (left hand/wrist surgery), set LEFTGRIPTEST flag = 2 (no).

If PE3 = 2 (right hand/wrist surgery), set RIGHTGRIPTEST flag = 2 (no).

If PE3 = 3 (both hands/wrists surgery), set LEFTGRIPTEST flag = 2 (no) and RIGHTGRIPTEST flag = 2 (no).

PE4**VARIABLE NAME(S) AND LABEL(S):****pe12flruppain**

R12 PE4 EXPER FLARE UP PAIN HAND

DISPLAY INSTRUCTIONS:

Display "currently" in bold underlined text.

QUESTION TEXT:

{Are you/Is SP} currently experiencing a flare-up of pain in either hand or wrist?

CODES

1	YES	
2	NO	PE6
	REFUSED	PE6
	DON'T KNOW	PE6

PE5**VARIABLE NAME(S) AND LABEL(S):****pe12sideflrup**

R12 PE5 SIDE CURRNT FLARE UP PAIN

DISPLAY INSTRUCTIONS:

Display "current" in bold underlined text.

QUESTION TEXT:

Which side is that current flare-up of pain in {your/SP's} hand or wrist? Is it the left side or right side?

CODES

1	LEFT SIDE	
2	RIGHT SIDE	
3	BOTH SIDES	PE8
	REFUSED	
	DON'T KNOW	

PROGRAMMER INSTRUCTIONS:

If PE5 = 1 (left hand/pain flare up), set LEFTGRIPTEST flag = 2 (no).

If PE5 = 2 (right hand/pain flare up), set RIGHTGRIPTEST flag = 2 (no).

If PE5 = 3 (both hands/pain flare ups), set LEFTGRIPTEST flag = 2 (no) and RIGHTGRIPTEST flag = 2 (no).

PE6

VARIABLE NAME(S) AND LABEL(S):**pe12surgarmsh**

R12 PE6 SURGERY ARM OR SHOULDER

DISPLAY INSTRUCTIONS:

Display "In the last 3 months" in bold underlined text.

QUESTION TEXT:

In the last 3 months, that is since {MONTH AND YEAR 3 MONTHS PRIOR TO TODAY'S DATE}, {have you/has SP} had surgery or a serious injury on {your/{his/her}} arm or shoulder?

CODES

1	YES	
2	NO	PE8
	REFUSED	PE8
	DON'T KNOW	PE8

PE7**VARIABLE NAME(S) AND LABEL(S):****pe12sidsurgar**

R12 PE7 SIDE SURGERY ARM OR SHLDR

QUESTION TEXT:

Which side was that (surgery or serious injury on {your/SP's} arm or shoulder)? Was it the left side or right side?

CODES

1	LEFT SIDE
2	RIGHT SIDE
3	BOTH SIDES
	REFUSED
	DON'T KNOW

PROGRAMMER INSTRUCTIONS:

If PE7 = 1 (left arm/shoulder surgery), set LEFTGRIPTEST flag = 2 (no).

If PE7 = 2 (right arm/shoulder surgery), set RIGHTGRIPTEST flag = 2 (no).

If PE7 = 3 (both arms/shoulders surgery), set LEFTGRIPTEST flag = 2 (no) and RIGHTGRIPTEST flag = 2 (no).

PE8**VARIABLE NAME(S) AND LABEL(S):****pe12surgyhps**

R12 PE8 SURG HIPS INCLUD REPLCMNT

DISPLAY INSTRUCTIONS:

Display "In the last 3 months" in bold underlined text.

QUESTION TEXT:

Respondent Interview (ALL) :: PE

In the last 3 months, that is since {MONTH AND YEAR 3 MONTHS PRIOR TO TODAY'S DATE}, {have you/has SP} had surgery or a serious injury on {your/{his/her}} hips (including hip replacement surgery)?

CODES

1	YES	
2	NO	Box PE11
	REFUSED	Box PE11
	DON'T KNOW	Box PE11

PE9

VARIABLE NAME(S) AND LABEL(S):

pe12sidhipsrg R12 PE9 SIDE WAS HIP SURGERY ON

QUESTION TEXT:

Was that (surgery or serious injury on {your/SP's} hips) only on one side or on both sides?

CODES

1	ONE SIDE
2	BOTH SIDES
	REFUSED
	DON'T KNOW

PROGRAMMER INSTRUCTIONS:

If PE9 = 2 (both hips surgery), set CHAIRSTANDS flag = 2 (no).

BOX PE11

VARIABLE NAME(S) AND LABEL(S):

NOT ON FILE

If MO24 = 1 (always uses mobility device to get out of bed) or MO26 = 4 (never got out of bed by self), go to PE11.

Otherwise go to BOX PE13.

PE11

VARIABLE NAME(S) AND LABEL(S):

Respondent Interview (ALL) :: PE

DISPLAY INSTRUCTIONS:

Display "stand without holding onto anyone or anything" in bold underlined text.
 If CAPI PHONE = 3 (FIP), display "For a few of the body movements".
 If CAPI PHONE = 2 (LIP), display "When I visit".

QUESTION TEXT:

{For a few of the body movements/When I visit}, I will ask {you/SP} to stand without holding onto anyone or anything. I can help {you/{him/her}} get up if {you/{he/she}} would like me to. {Are you/Is SP} able to try this?

CODES

- | | |
|---|------------|
| 1 | YES |
| 2 | NO |
| | REFUSED |
| | DON'T KNOW |

PROGRAMMER INSTRUCTIONS:

If PE11 = 2 (not able to stand without holding on to anyone/anything), set BALANCESTANDS flag = 2 (no).

Box PE12**VARIABLE NAME(S) AND LABEL(S):**

NOT ON FILE

If CHAIRSTANDS flag = 2 (NO), go to PE13.
 Otherwise, go to PE12.

PE12**VARIABLE NAME(S) AND LABEL(S):**

pe12upchbyslf

R12 PE12 GET UP OUT CHAIR BY SELF

DISPLAY INSTRUCTIONS:

Display "without" and "by {yourself/{himself/herself}}" in bold underlined text.

If CANE flag = 1 (yes) or WALKER flag = 1 (yes), display "and without {your/{his/her}} {cane/walker/cane or walker}".

If CANE flag = 1 (yes) and WALKER flag is null, display "cane".

If WALKER flag = 1 (yes) and CANE flag is null, display "walker".

If CANE flag = 1 (yes) and WALKER flag = 1 (yes), display "cane or walker".

QUESTION TEXT:

I will also ask {you/SP} to get up out of a chair by {yourself/{himself/herself}} {and without {your/{his/her}} {cane/walker/cane or walker}}. {Are you/Is SP} able to try this?

CODES

- | | |
|---|------------|
| 1 | YES |
| 2 | NO |
| | REFUSED |
| | DON'T KNOW |

PROGRAMMER INSTRUCTIONS:

If PE12 = 2 (unable to try getting up from chair without mobility devices/help), set CHAIRSTANDS flag = 2 (no).

BOX PE13

VARIABLE NAME(S) AND LABEL(S):

NOT ON FILE

If MO15 = 1 (used wheelchair every time to get around home/building) or MO16 = 1 (used scooter every time to get around home/building) set WALKING COURSE flag = no (2) and go to BOXPE14.

Otherwise go to PE13.

PE13

VARIABLE NAME(S) AND LABEL(S):

pe12wlkdself R12 PE13 WALK SHORT DIST BY SELF

DISPLAY INSTRUCTIONS:

Display "walk a short distance in this room by {yourself/{himself/herself}}" in bold underlined text.

If MO13 = 1,2,3, or 4 (used cane every time, most times, sometimes, or rarely when walking around inside) or MO14 = 1,2,3, or 4 (used walker every time, most times, sometimes, or rarely when walking around inside), display "{You/{He/She}} may use {your/{his/her}} {cane/walker/cane or walker} if {you feel/{he/she} feels} {you need/{he/she} needs} it to walk a short distance."

If MO13 = 1,2,3, or 4 and MO14 <> 1,2,3, or 4, display "cane".

If MO14 = 1,2,3, or 4 and MO13 <> 1,2,3, or 4, display "walker".

If MO13 = 1,2,3, or 4 and If MO14 = 1,2,3, or 4, display "cane or walker".

QUESTION TEXT:

I will (also) be asking {you/SP} to walk a short distance by {yourself/{himself/herself}}. {{{You/{He/She}} may use {your/{his/her}} {cane/walker/cane or walker} if {you feel/{he/she} feels} {you need/{he/she} needs} it to walk a short distance.} {Are you/Is SP} able to try this?

CODES

- | | |
|---|-----|
| 1 | YES |
| 2 | NO |

REFUSED
DON'T KNOW

PROGRAMMER INSTRUCTIONS:

If PE13 = 2 (unable to walk short distance), set WALKINGCOURSE flag = 2 (no) .

BOXPE14

VARIABLE NAME(S) AND LABEL(S):

NOT ON FILE

If Part 1 (SP Interview), go to HW- Height & Weight Section.

PE14

VARIABLE NAME(S) AND LABEL(S):

NOT ON FILE

DISPLAY INSTRUCTIONS:

Display "ACTIVITIES TO SET UP AND DEMONSTRATE" in bolded text.
Display grid with 7 rows and 3 columns.

In R1C1, use null display.
In R1C2, display "ACTIVITY" in bolded text.
In R1C3, display "ADMINISTER" in bolded text.

In R2C1, display "1."
In R2C2, display "BALANCE STANDS".
In R2C3, if BALANCESTANDS flag = 2 (no), set BALANCESTANDSELIG flag = 2 (NO), and display "NO".
Otherwise, set BALANCESTANDSELIG flag = 1 (YES), and display "YES".

In R3C1, display "2."
In R3C2, display "WALKING COURSE".
In R3C3, if WALKINGCOURSE flag = 2 (no), set WALKINGCOURSELIG flag = 2 (NO), and display "NO".
Otherwise, set WALKINGCOURSELIG flag = 1 (YES), and display "YES".

In R4C1, use null display.
In R4C2, use null display.
In R4C3:
If WALKINGCOURSELIG flag = 1 (YES) and [MO13 = 2, 3, or 4 (used cane most times, sometimes, or rarely inside) or MO14 = 2, 3, or 4 (used walker most times, sometimes, or rarely inside)], set AIDUSAGE flag = 2 (SOMETIMES), and display "B. SOMETIMES USES CANE/WALKER AROUND HOME".

Else, if WALKINGCOURSELIG flag = 1 (YES) and [MO13 = 1 (used cane every time inside) or MO14 = 1 (used walker every time inside)], set AIDUSAGE flag = 3 (ALWAYS), and display "C. ALWAYS USES CANE/WALKER AROUND HOME".

Otherwise, if WALKINGCOURSELIG flag = 1 (YES), set AIDUSAGE flag = 1 (NEVER), and display "A. DOESN'T USE CANE/WALKER AROUND HOME".

Respondent Interview (ALL) :: PE

In R5C1, display “3.”.
 In R5C2, display “CHAIR STANDS”.
 In R5C3, if CHAIRSTANDS flag = 2 (no), set CHAIRSTANDESELIG flag = 2 (NO), and display “NO”.
 Otherwise, set CHAIRSTANDESELIG flag = 1 (YES), and display “YES”.

In R6C1, display “4.”.
 In R6C2, display “GRIP STRENGTH”.
 In R6C3:
 If LEFTGRIPTEST flag=2 (no) and RIGHTGRIPTEST flag=2 (no), set GRIPSTRENGTHSELIG flag = 3 (NO), and display "NO".
 Else if LEFTGRIPTEST flag=2 (no) and RIGHTGRIPTEST flag NE 2 (no), set GRIPSTRENGTHSELIG flag = 1 (YES RIGHT), and display "YES RIGHT".
 Else if LEFTGRIPTEST flag NE 2 (no) and RIGHTGRIPTEST flag=2 (no), set GRIPSTRENGTHSELIG flag = 2 (YES LEFT), and display "YES LEFT".

Else if [LEFTGRIPTEST flag NE 2 (NO) and RIGHTGRIPTEST flag NE 2 (no)] and [LEFTHANDED flag = 1 (YES)], set GRIPSTRENGTHSELIG flag = 2 (YES LEFT), and display "YES LEFT".
 Otherwise, set GRIPSTRENGTHSELIG flag = 1 (YES RIGHT), and display "YES RIGHT".

QUESTION TEXT:

ACTIVITIES TO SET UP AND DEMONSTRATE	
ACTIVITY	ADMINISTER
1. BALANCE STANDS	{YES/NO}
2. WALKING COURSE	{YES/NO} {A. DOESN'T USE CANE/WALKER AROUND HOME/ B. SOMETIMES USES CANE/WALKER AROUND HOME/ C. ALWAYS USES CANE/WALKER AROUND HOME}
3. CHAIR STANDS	{YES/NO}
4. GRIP STRENGTH	{YES RIGHT/YES LEFT/NO}
TRANSFER INFORMATION TO FRONT PAGE OF ACTIVITIES BOOKLET	
AFTER ACTIVITIES ARE COMPLETED, PRESS 1 AND ENTER TO CONTINUE	

PE15

VARIABLE NAME(S) AND LABEL(S):

NOT ON FILE

QUESTION TEXT:

REMEMBER TO AFFIX SP ID LABEL AND WRITE YOUR INTERVIEWER ID AND DATE ON ACTIVITIES BOOKLET COVER
 PRESS 1 AND ENTER TO CONTINUE

PROGRAMMER INSTRUCTIONS:

Go to Section VH – Vision and Hearing.

Flag Variables Set in the PE Section

VARIABLE NAME(S) AND LABEL(S):

fl12lefthand	R12 F PE CAN SP DO LEFT HAND TEST
fl12righthand	R12 F PE CAN SP DO RGT HAND TEST
fl12eiherhand	R12 F PE CAN SP DO EITHR HAND TST
fl12lftgrptst	R12 F PE CAN SP DO LFT GRIP TEST
fl12rhtgrptst	R12 F PE CAN SP DO RIGHT GRIP TST
fl12charstnds	R12 F PE CAN SP DO CHAIR STANDS
fl12balstands	R12 F PE CAN SP DO BALANCE STANDS
fl12wlkingrse	R12 F PE CAN SP DO WALKING COURSE

Respondent Interview (ALL)

Section HW [HEIGHT AND WEIGHT]

Sequence: 35

HW1PRE

VARIABLE NAME(S) AND LABEL(S):

NOT ON FILE

QUESTION TEXT:

Now, I have a few questions about {your/SP's} height and weight.

PRESS 1 AND ENTER TO CONTINUE

HW2

VARIABLE NAME(S) AND LABEL(S):

hw12currweigh

R12 HW2 YOU CURRENTLY WEIGH

QUESTION TEXT:

How much {do you/does SP} currently weigh?

ENTER WEIGHT IN POUNDS

ENTER NUMBER

Range

65 to 600

Soft Range

90 to 300

REFUSED

DON'T KNOW

PROGRAMMER INSTRUCTIONS:

Hard range: 65-600.

Soft range: 90-300.

BOX HW3

VARIABLE NAME(S) AND LABEL(S):

NOT ON FILE

If NEWSAMPLE flag = 1 (YES), go to HW3.

Otherwise, go to HW4.

Respondent Interview (ALL) :: HW

HW3

VARIABLE NAME(S) AND LABEL(S):

hw12weighat50 R12 HW3 WEIGH AT ABOUT AGE 50

DISPLAY INSTRUCTIONS:

Display "age 50" in bold underlined text.

QUESTION TEXT:

What was {your/SP's} usual weight at about age 50? If you don't remember exactly, please make your best guess.

ENTER WEIGHT IN POUNDS

ENTER NUMBER

Range	65 to 600
Soft Range	90 to 300
REFUSED	
DON'T KNOW	

PROGRAMMER INSTRUCTIONS:

Hard range: 65-600.
Soft range: 90-300.

HW4

VARIABLE NAME(S) AND LABEL(S):

hw12lst10pnlds R12 HW4 LOST 10 POUNDS IN LAST YR

DISPLAY INSTRUCTIONS:

Display "lost 10 or more pounds" in bold underlined text.

QUESTION TEXT:

{Have you/Has SP} lost 10 or more pounds in the last 12 months?

CODES

1	YES	
2	NO	HW7
	REFUSED	HW7
	DON'T KNOW	HW7

HW5

VARIABLE NAME(S) AND LABEL(S):

hw12trytolose

R12 HW5 WERE YOU TRYNG LOSE WEGHT

QUESTION TEXT:

{Were you/Was SP} trying to lose weight?

CODES

1	YES
2	NO
	REFUSED
	DON'T KNOW

HW7

VARIABLE NAME(S) AND LABEL(S):

hw12howtallft

R12 HW7 HOW TALL ARE YOU FEET

DISPLAY INSTRUCTIONS:

Display HW7 and HW8 on the same screen.

QUESTION TEXT:

How tall {are you/is SP}?

ENTER HEIGHT IN FEET

ENTER NUMBER

Range	3 to 7
Soft Range	4 to 6
REFUSED	BOX HW9
DON'T KNOW	BOX HW9

PROGRAMMER INSTRUCTIONS:

Hard range: 3-7.
Soft range: 4-6.

HW8

VARIABLE NAME(S) AND LABEL(S):

hw12howtallin

R12 HW8 HOW TALL ARE YOU INCHES

DISPLAY INSTRUCTIONS:

Display HW7 and HW8 on the same screen.

QUESTION TEXT:

Respondent Interview (ALL) :: HW

[How tall {are you/is SP?}]

ENTER HEIGHT IN INCHES

ENTER NUMBER

Range

0 to 11

REFUSED

DON'T KNOW

PROGRAMMER INSTRUCTIONS:

Range 0-11

BOX HW9

VARIABLE NAME(S) AND LABEL(S):

NOT ON FILE

If NEWSAMPLE flag = 1 (YES), go to HW9.
Otherwise, go to Section WB - Well-being.

HW9

VARIABLE NAME(S) AND LABEL(S):

hw12tal50feet

R12 HW9 HOW TALL AT AGE 50 FEET

DISPLAY INSTRUCTIONS:

Display HW9 and HW10 on the same screen.

Display "age 50" in bold underlined text.

QUESTION TEXT:

How tall {were you/was SP} without shoes at about age 50? If you don't remember exactly, please make your best guess.

ENTER HEIGHT IN FEET

ENTER NUMBER

Range

3 to 7

Soft Range

4 to 6

REFUSED

SECTION WB

DON'T KNOW

SECTION WB

PROGRAMMER INSTRUCTIONS:

Hard range: 3-7.

Respondent Interview (ALL) :: HW

HW10

VARIABLE NAME(S) AND LABEL(S):

hw12tal50inch

R12 HW10 HOW TALL AT AGE 50 INCHS

DISPLAY INSTRUCTIONS:

Display HW9 and HW10 on the same screen.

Display "age 50" in bold underlined text.

QUESTION TEXT:

[How tall {were you/was SP} without shoes at about age 50? If you don't remember exactly, please make your best guess.]

ENTER HEIGHT IN INCHES

ENTER NUMBER

Range

0 to 11

REFUSED

DON'T KNOW

PROGRAMMER INSTRUCTIONS:

Range 0-11

Go to Section WB - Well-being

Respondent Interview (ALL)

Section WB [WELL-BEING]

Sequence: 36

BOX WB1PRE

VARIABLE NAME(S) AND LABEL(S):

NOT ON FILE

If PROXY flag=1 (YES), go to Section VA – Veteran's Status.

Otherwise, continue.

WB1PRE

VARIABLE NAME(S) AND LABEL(S):

NOT ON FILE

QUESTION TEXT:

The next few questions focus on your feelings over the last month.

PRESS 1 AND ENTER TO CONTINUE

WB1

VARIABLE NAME(S) AND LABEL(S):

wb12offelche1	R12 WB1 OFTEN YOU FEEL CHEERFUL
wb12offelche2	R12 WB1 OFTEN YOU FEEL BORED
wb12offelche3	R12 WB1 OFTEN YOU FEEL FULLOFLIFE
wb12offelche4	R12 WB1 OFTEN YOU FEEL UPSET
wb12offelche5	R12 WB1 OFTEN YOU FEEL LONELY

DISPLAY INSTRUCTIONS:

Use "Same Question Stem" display for WB1[a-e].

If at WB1a, do not display question text in brackets.

Otherwise, display question text in brackets.

QUESTION TEXT:

SHOW CARD WB1

{[]During the last month, how often did you feel{[]}

{variable text [a-e]}

RESPONSE [1] a. cheerful?

RESPONSE [2] b. bored?

RESPONSE [3] c. full of life?

RESPONSE [4] d. upset?

RESPONSE [5] e. lonely?

{[]Would you say every day, most days, some days, rarely, or never?{[]}

CODES

- | | |
|---|------------------------------|
| 1 | EVERY DAY (7 DAYS A WEEK) |
| 2 | MOST DAYS (5-6 DAYS A WEEK) |
| 3 | SOME DAYS (2-4 DAYS A WEEK) |
| 4 | RARELY (ONCE A WEEK OR LESS) |
| 5 | NEVER |
| | REFUSED |
| | DON'T KNOW |

PROGRAMMER INSTRUCTIONS:

Array the responses and Variable text columns in the panel.

Display 'variable text' in the a-e sequence until all rows have been displayed.

WB2

VARIABLE NAME(S) AND LABEL(S):

- | | |
|---------------|-----------------------------------|
| wb12truestme1 | R12 WB2 SP LIFE HAS MEANING PURPS |
| wb12truestme2 | R12 WB2 SP FEELS CONFIDENT |
| wb12truestme3 | R12 WB2 SP GAVE UP IMPROVING LIFE |
| wb12truestme4 | R12 WB2 SP LIKES LIVING SITUATION |

DISPLAY INSTRUCTIONS:

Use "Same Question Stem" display for WB2[a-d].

If at WB2a, do not display question text in brackets.

Otherwise, display question text in brackets.

QUESTION TEXT:

{[]Next, tell me whether you agree a lot, a little, or not at all with the following statements about your life.{[]}

{variable text [a-d]}

RESPONSE [1] a. My life has meaning and purpose.

RESPONSE [2] b. I feel confident and good about myself.

RESPONSE [3] c. I gave up trying to improve my life a long time ago.
RESPONSE [4] d. I like my living situation very much.

CODES

1	AGREE A LOT
2	AGREE A LITTLE
3	AGREE NOT AT ALL
	REFUSED
	DON'T KNOW

PROGRAMMER INSTRUCTIONS:

Array the responses and Variable text columns in the panel.
Display 'variable text' in the a-d sequence until all rows have been displayed.

WB3

VARIABLE NAME(S) AND LABEL(S):

wb12ageyofeel	R12 WB3 AGE YOU FEEL MOST OF TIME
---------------	-----------------------------------

QUESTION TEXT:

Sometimes people feel older or younger than their age. During the last month, what age did you feel most of the time?

ENTER AGE

ENTER NUMBER

Range	18 to 110
REFUSED	
DON'T KNOW	

WB4

VARIABLE NAME(S) AND LABEL(S):

wb12agrwestmt1	R12 WB4 SP SELF DETERMINATION
wb12agrwestmt2	R12 WB4 SP WANTS-FINDS WAY TO DO
wb12agrwestmt3	R12 WB4 SP ADJUSTS TO CHANGE

DISPLAY INSTRUCTIONS:

Use "Same Question Stem" display for WB4[a-c].

If at WB4a, do not display question text in brackets.

Otherwise, display question text in brackets.

QUESTION TEXT:

{{}}For these last few statements, please tell me if you agree a lot, a little, or not at all.{{}}

{variable text [a-c]}

RESPONSE [1] a. Other people determine most of what I can and cannot do.

RESPONSE [2] b. When I really want to do something, I usually find a way to do it.

RESPONSE [3] c. I have an easy time adjusting to change.

CODES

- | | |
|---|------------------|
| 1 | AGREE A LOT |
| 2 | AGREE A LITTLE |
| 3 | AGREE NOT AT ALL |
| | REFUSED |
| | DON'T KNOW |

PROGRAMMER INSTRUCTIONS:

Array the responses and Variable text columns in the panel.

Display 'variable text' in the a-c sequence until all rows have been displayed.

Go to Section VA – Veteran's Status.

Respondent Interview (ALL)

Section VA [VETERAN'S STATUS]

Sequence: 37

BOX VA1PRE

VARIABLE NAME(S) AND LABEL(S):

NOT ON FILE

If NEWSAMPLE flag = 1 (YES), continue to VA1.

Otherwise, go to Section IP – Insurance Plans.

VA1

VARIABLE NAME(S) AND LABEL(S):

va12dserarmfor

R12 D VA1 SERVED IN ARMED FORCES WHEN ADDED

QUESTION TEXT:

Did {you/SP} ever serve on active duty in the Armed Forces of the United States?

CODES

1 YES

2 NO

REFUSED

DON'T KNOW

VA3

VA3

VA3

VA2

VARIABLE NAME(S) AND LABEL(S):

va12dwhnserva1

R12 D VA2 WHEN SERVD BEFRE NOV 1941 WHEN ADDED

va12dwhnserva2

R12 D VA2 WHN SERVD WWII WHEN ADDED

va12dwhnserva3

R12 D VA2 WHN SERVD 1947 TO 1950 WHEN ADDED

va12dwhnserva4

R12 D VA2 WHN SERVD KOREAN WAR WHEN ADDED

va12dwhnserva5

R12 D VA2 WHN SERVD 1955 TO 1964 WHEN ADDED

Respondent Interview (ALL) :: VA

va12dwhnserva6	R12 D VA2 WHN SERVD VIETNAM ERA WHEN ADDED
va12dwhnserva7	R12 D VA2 WHN SERVD 1975 TO 1990 WHEN ADDED
va12dwhnserva8	R12 D VA2 WHN SERVD 1990 TO 2001 WHEN ADDED
va12dwhnserva9	R12 D VA2 WHN SERVD 2001 OR LATER WHEN ADDED

QUESTION TEXT:

SHOW CARD VA1

When did {you/SP} serve on active duty in the U.S. Armed Forces?

IF NEEDED: Would you say November 1941 or earlier, World War II, January 1947 – June 1950, Korean War, February 1955 – July 1964, Vietnam Era, May 1975 – July 1990, August 1990 – August 2001, or September 2001 or later?

SELECT ALL THAT APPLY

SELECT EACH PERIOD SP SERVED, EVEN IF IT WAS ONLY FOR PART OF THE PERIOD

CODES	Code All That Apply
1	NOVEMBER 1941 OR EARLIER
2	WORLD WAR II (DECEMBER 1941-DECEMBER 1946)
3	JANUARY 1947 - JUNE 1950
4	KOREAN WAR (JULY 1950 - JANUARY 1955)
5	FEBRUARY 1955 - JULY 1964
6	VIETNAM ERA (AUGUST 1964 - APRIL 1975)
7	MAY 1975 - JULY 1990
8	AUGUST 1990 - AUGUST 2001 (INCLUDING PERSIAN GULF WAR)
9	SEPTEMBER 2001 OR LATER
	REFUSED
	DON'T KNOW

PROGRAMMER INSTRUCTIONS:

Allow code all that apply.

VA3

VARIABLE NAME(S) AND LABEL(S):

va12dmemnatgrd	R12 D VA3 MEMBER OF NATIONAL GUARD WHEN ADDED
-----------------------	---

QUESTION TEXT:

{Were you/Was SP} ever an active member of a National Guard or military reserve unit?

CODES

1	YES
2	NO
	REFUSED
	DON'T KNOW

BOX VA4

VARIABLE NAME(S) AND LABEL(S):

NOT ON FILE

If VA1 = 1 (YES) or VA3 = 1 (YES), go to VA4.

Otherwise, go to Section IP – Insurance Plans

VA4

VARIABLE NAME(S) AND LABEL(S):

va12ddisability

R12 D VA4 SERVICE RELATED DISABILITY WHEN ADDED

QUESTION TEXT:

{Do you/Does SP} have a disability related to service in the Armed Forces, the National Guard, or military reserve of the United States?

CODES

1	YES
2	NO
	REFUSED
	DON'T KNOW

PROGRAMMER INSTRUCTIONS:

Go to Section IP – Insurance Plans

Respondent Interview (ALL)

Section IP [INSURANCE PLANS]

Sequence: 38

IP1PRE

VARIABLE NAME(S) AND LABEL(S):

NOT ON FILE

QUESTION TEXT:

Now we have a few questions about {your/SP's} health insurance.

PRESS 1 AND ENTER TO CONTINUE

IP1

VARIABLE NAME(S) AND LABEL(S):

ip12covmedcad

R12 IP1 COVERD BY MEDICARE PART D

QUESTION TEXT:

{Are you/Is SP} (currently) covered by or enrolled in a Medicare Prescription Drug plan, also called Part D?

CODES

1

YES

IP3

2

NO

REFUSED

DON'T KNOW

IP2

VARIABLE NAME(S) AND LABEL(S):

ip12otdrugcov

R12 IP2 DRUG COVERG SOME OTHR WAY

QUESTION TEXT:

{Do you/Does SP} have prescription drug coverage through a current or former employer or some other way?

CODES

Respondent Interview (ALL) :: IP

1	YES
2	NO
	REFUSED
	DON'T KNOW

IP3

VARIABLE NAME(S) AND LABEL(S):

ip12mgapmedsp	R12 IP3 MEDIGAP OR MEDICARE SUPP
---------------	----------------------------------

QUESTION TEXT:

Some people have additional coverage besides Medicare to pay for doctors and other medical care. This is sometimes referred to as Medigap or a Medicare Supplement. {Do you/Does SP} have this type of health insurance coverage?

CODES

1	YES
2	NO
	REFUSED
	DON'T KNOW

IP4

VARIABLE NAME(S) AND LABEL(S):

ip12cmedicaid	R12 IP4 COV BY STATE MEDICAID PRG
---------------	-----------------------------------

DISPLAY INSTRUCTIONS:

Display “, also known as {STATE NAME FOR MEDICAID PROGRAM},” and “{STATE NAME FOR MEDICAID PROGRAM}” if state name for Medicaid is not “Medicaid”.

Otherwise display "Medicaid"

QUESTION TEXT:

Medicaid {, also known as {STATE NAME FOR MEDICAID PROGRAM}}, is a state program for low-income people or for people on public assistance. Sometimes people with very large medical bills are also covered by Medicaid.

{Are you/Is SP} now covered by {Medicaid/{STATE NAME FOR MEDICAID PROGRAM}}?

CODES

1	YES
2	NO
	REFUSED

DON'T KNOW

PROGRAMMER INSTRUCTIONS:

Use NHATS State Name for Medicaid file for {STATE NAME FOR MEDICAID PROGRAM} display.

IP5

VARIABLE NAME(S) AND LABEL(S):

ip12covtricar R12 IP5 COVERED BY TRICARE

QUESTION TEXT:

TRICARE is a health care program for active duty and retired members of the uniformed Armed Forces, their families, and survivors.

{Are you/Is SP} now covered by TRICARE?

CODES

1	YES
2	NO
	REFUSED
	DON'T KNOW

BOX IP5A

VARIABLE NAME(S) AND LABEL(S):

NOT ON FILE

If NEWSAMPLE flag = 1 (YES), go to IP6.

Else if LAST INT IP5A = 1 (YES) or LAST INT IP6 = 1 (YES), go to IP5A.

Otherwise, go to IP6.

IP5A

VARIABLE NAME(S) AND LABEL(S):

ip12nginslast R12 IP5A HAVE LTC INS FROM LAST INT

QUESTION TEXT:

At the time of the last interview ({LAST INT MONTH, DAY, AND YEAR}), {you/SP} had insurance that paid for a

Respondent Interview (ALL) :: IP

year or more of care in a nursing home, assisted living, or in {your/his/her} home. {Do you/Does {he/she}} still have this insurance?

CODES

1	YES	IP7
2	NO	SECTION LF
90	LAST INTERVIEW INFORMATION INCORRECT	
	REFUSED	SECTION LF
	DON'T KNOW	SECTION LF

IP6

VARIABLE NAME(S) AND LABEL(S):

ip12nginsnurs	R12 IP6 NONGOV INSR FOR NURS HOME
----------------------	-----------------------------------

QUESTION TEXT:

Not including government programs, {do you/does SP} have any insurance that would pay for a year or more of care in a nursing home, assisted living, or in {your/his/her} home?

CODES

1	YES	
2	NO	SECTION LF
	REFUSED	SECTION LF
	DON'T KNOW	SECTION LF

IP7

VARIABLE NAME(S) AND LABEL(S):

ip12typcarco1	R12 IP7 LTC INS NURSNG HOME COVD
ip12typcarco2	R12 IP7 LTC INS ASSISTD LVNG COVD
ip12typcarco3	R12 IP7 LTC INS HOME HEALTH COVD

QUESTION TEXT:

Which types of care are covered by {your/SP's} policy? Care in: a nursing home, assisted living, or care in {your/his/her} home?

SELECT ALL THAT APPLY

CODES **Code All That Apply**

- 1 NURSING HOME CARE
- 2 ASSISTED LIVING
- 3 CARE BY HOME HEALTH PROVIDERS IN HOME
- REFUSED
- DON'T KNOW

PROGRAMMER INSTRUCTIONS:

Allow code all that apply.

IP8

VARIABLE NAME(S) AND LABEL(S):

ip12paypremms R12 IP8 HOW MUCH PAY IN PREMIUMS

DISPLAY INSTRUCTIONS:

If CAPI PHONE = 3 (FIP) display "Please look at this card" and "IF NEEDED: Would you say less than \$1,000, 1,000 to less than \$2,000, \$2,000 to less than \$3,000, \$3,000 to less than \$5,000, or \$5,000 or more?"

If CAPI PHONE <> 3 (FIP) display "Would you say less than \$1,000, 1,000 to less than \$2,000, \$2,000 to less than \$3,000, \$3,000 to less than \$5,000, or \$5,000 or more?"

QUESTION TEXT:

SHOW CARD IP1

{Please look at this card.} For the year ending December {CURRENT YEAR-1}, how much altogether did {you/SP} pay in premiums? {Would you say less than \$1,000, 1,000 to less than \$2,000, \$2,000 to less than \$3,000, \$3,000 to less than \$5,000, or \$5,000 or more?}

{IF NEEDED: Would you say less than \$1,000, 1,000 to less than \$2,000, \$2,000 to less than \$3,000, \$3,000 to less than \$5,000, or \$5,000 or more?}

CODES

- 1 LESS THAN \$1,000,
- 2 \$1,000 TO LESS THAN \$2,000,
- 3 \$2,000 TO LESS THAN \$3,000,
- 4 \$3,000 TO LESS THAN \$5,000, or
- 5 \$5,000 OR MORE?
- REFUSED
- DON'T KNOW

BOX IP9

VARIABLE NAME(S) AND LABEL(S):

NOT ON FILE

If NEWSAMPLE flag = 1 (YES), go to IP9.
Otherwise, go to Section LF - Labor Force.

IP9

VARIABLE NAME(S) AND LABEL(S):

ip12longhadpl R12 IP9 HOW LONG HAD THIS POLICY

QUESTION TEXT:

How long {have you/has SP} had this policy?

INDICATE RESPONSE UNIT

CODES

1	NUMBER OF YEARS	IP9A
2	AGE	IP9B
	REFUSED	SECTION LF
	DON'T KNOW	SECTION LF

IP9A

VARIABLE NAME(S) AND LABEL(S):

ip12numyears R12 IP9A NUMBER OF YEARS

QUESTION TEXT:

ENTER NUMBER OF YEARS SP HAS HAD POLICY

ENTER ZERO IF LESS THAN 1 YEAR

ENTER NUMBER

Range 0 to 40

PROGRAMMER INSTRUCTIONS:

Range 0-40

Go to Section LF - Labor Force.

IP9B

VARIABLE NAME(S) AND LABEL(S):

ip12agepurpol R12 IP9B AGE WHEN PURCHSD POLICY

QUESTION TEXT:

ENTER AGE OF SP WHEN PURCHASED POLICY

ENTER NUMBER

Range	30 to 110
Soft Range	40 to 90

PROGRAMMER INSTRUCTIONS:

Hard range 30-110
Soft range 40-90

Go to Section LF – Labor Force.

Respondent Interview (ALL)

Section LF [LABOR FORCE]

Sequence: 39

LF1PRE

VARIABLE NAME(S) AND LABEL(S):

NOT ON FILE

QUESTION TEXT:

We have some questions about {you/SP} and {your/his/her} family to help us understand how well people are managing financially these days.

PRESS 1 AND ENTER TO CONTINUE

BOX LF1

VARIABLE NAME(S) AND LABEL(S):

NOT ON FILE

If NEWSAMPLE flag = 1 (YES) and FACILITY flag = 1 (YES) and PA17 <> 1 (WORKED IN LAST MONTH), go to LF11.

Else, if FACILITY flag=1 (YES) and PA17 <> 1 (WORKED IN LAST MONTH), go to BOX LF13.

Otherwise, go to LF1.

LF1

VARIABLE NAME(S) AND LABEL(S):

If12workfpay

R12 LF1 WORKED FOR PAY RECENTLY

DISPLAY INSTRUCTIONS:

If TODAY'S date is a Saturday, display "{MONTH DAY OF SUNDAY PRIOR TO INTERVIEW}" and "today".

If TODAY'S date is not a Saturday, display "{MONTH DAY OF SUNDAY PRIOR TO THE SATURDAY BEFORE TODAY'S DATE}" and "on Saturday, {MONTH DAY OF SATURDAY PRIOR TO TODAY'S DATE}."

QUESTION TEXT:

Did {you/SP} do any work for pay in the last week? By the last week, I mean the week beginning on Sunday, {MONTH DAY OF SUNDAY PRIOR TO TODAY/MONTH DAY OF SUNDAY PRIOR TO THE SATURDAY BEFORE TODAY'S DATE} and ending {today,/on Saturday, {MONTH DAY OF SATURDAY PRIOR TO TODAY'S DATE}?

Respondent Interview (ALL) :: LF

CODES

1	YES	LF4
2	NO	
3	RETIRED/DON'T WORK ANYMORE	BOX LF11
	REFUSED	
	DON'T KNOW	

LF2**VARIABLE NAME(S) AND LABEL(S):**

If12abstlstwk R12 LF2 ABSENT FRM JOB LAST WEEK

QUESTION TEXT:

{Do you/Does SP} have a job from which {you were/{he/she} was} absent last week because of illness, vacation, or some other reason?

CODES

1	YES	LF4
2	NO	
3	RETIRED/DON'T WORK ANYMORE	BOX LF11
	REFUSED	BOX LF11
	DON'T KNOW	BOX LF11

LF3**VARIABLE NAME(S) AND LABEL(S):**

If12wrkplstmn R12 LF3 WORK FOR PAY IN LST MONTH

QUESTION TEXT:

Now think about last month, that is {MONTH BEFORE INTERVIEW MONTH}. Did {you/SP} do any work for pay at any time in the last month?

CODES

1	YES	LF8
2	NO	BOX LF11
	REFUSED	BOX LF11
	DON'T KNOW	BOX LF11

LF4

VARIABLE NAME(S) AND LABEL(S):

If12mrthnonjb

R12 LF4 MOR THN ONE JOB LAST WEEK

QUESTION TEXT:

Last week, did {you/SP} have more than one job, including part-time, evening, or weekend work?

CODES

1	YES
2	NO
	REFUSED
	DON'T KNOW

LF5

VARIABLE NAME(S) AND LABEL(S):

If12hrswkwork

R12 LF5 HRS PR WEEK WORK MAIN JOB

DISPLAY INSTRUCTIONS:

If LF4=1 (YES), display “main job” and “By main job, I mean the job at which {you work/{he/she} works} the most hours.”

Otherwise, display “job”.

QUESTION TEXT:

How many hours per week {do you/does SP} usually work at {your/his/her} {job/main job}? {By main job, I mean the job at which {you work/{he/she} works} the most hours.}

ENTER NUMBER OF HOURS USUALLY WORK

IF NUMBER OF HOURS VARY EACH WEEK, ENTER 997

ENTER NUMBER

Range	1 to 100
REFUSED	LF8
DON'T KNOW	LF8

PROGRAMMER INSTRUCTIONS:

Range: 1-100, and 997.

BOX LF6

VARIABLE NAME(S) AND LABEL(S):

Respondent Interview (ALL) :: LF

If LF2=1 (YES, ABSENT LAST WEEK), go to LF7.
Otherwise go to LF6.

LF6

VARIABLE NAME(S) AND LABEL(S):

If12hrwrkltwk R12 LF6 HOURS WORK LAST WEEK

QUESTION TEXT:

How many hours did {you/SP} work last week?

ENTER NUMBER OF HOURS

ENTER NUMBER

Range	1 to 100
REFUSED	LF8
DON'T KNOW	LF8

PROGRAMMER INSTRUCTIONS:

ALL RESPONSES SKIP TO LF8

LF7

VARIABLE NAME(S) AND LABEL(S):

If12hrwrklstw R12 LF7 HOW MNY HOURS DID YOU WRK

QUESTION TEXT:

You said {you were/SP was} absent from work last week. How many hours did {you/he/she} work the last week {you were/{he/she} was} at work?

ENTER NUMBER OF HOURS

ENTER NUMBER

Range	1 to 100
REFUSED	
DON'T KNOW	

LF8

VARIABLE NAME(S) AND LABEL(S):

If12oftpaid

R12 LF8 HOW OFTN PAID ON MAIN JOB

DISPLAY INSTRUCTIONS:

If LF4=1 (YES), display “In {your/SP’s} main job, {are you/is {he/she}}”

Otherwise, display “Are you/Is SP”.

QUESTION TEXT:

{{Are you/Is SP} /In {your/SP’s} main job, {are you/is {he/she}}}} paid every week, every two weeks, two times a month, or on some other schedule?

CODES

1	EVERY WEEK	LF9
2	EVERY TWO WEEKS	LF9
3	TWO TIMES A MONTH	LF9
4	ONCE A MONTH	LF9
5	DAILY	LF9
91	OTHER SCHEDULE (SPECIFY)	
	REFUSED	LF9
	DON'T KNOW	LF9

LF8A

VARIABLE NAME(S) AND LABEL(S):

NOT ON FILE

QUESTION TEXT:

SPECIFY OTHER PAYMENT SCHEDULE

ENTER TEXT

Length

25

LF9

VARIABLE NAME(S) AND LABEL(S):

If12lstpaychk

R12 LF9 HOW MUCH LAST PAYCHECK

DISPLAY INSTRUCTIONS:

If LF4=1 (YES), display “for {your/his/her} main job”.

Respondent Interview (ALL) :: LF

QUESTION TEXT:

How much was {your/SP's} last paycheck before taxes and any other deductions {for {your/his/her} main job}?

IF NEEDED: We don't need an exact dollar amount. An approximate amount is fine.

IF NEEDED: If it is easier, you can just tell me how much {you earn/SP earns} per hour or per day.

IF NEEDED: We know questions like these may be difficult to answer, but we need to know this to understand how people manage financially as they age and what effect this might have on their health.

CODES

1	ENTER PAYCHECK AMOUNT	
2	ENTER PAY PER HOUR	LF9B
3	ENTER PAY PER DAY	LF9C
	REFUSED	BOX LF11
	DON'T KNOW	BOX LF11

LF9A

VARIABLE NAME(S) AND LABEL(S):

lf12pychkamt R12 LF9A PAYCHECK AMOUNT

QUESTION TEXT:

ENTER PAYCHECK AMOUNT

\$ _____

ENTER NUMBER

Range	1 to 999999
-------	-------------

PROGRAMMER INSTRUCTIONS:

Use input mask in response field (\$999,999) so that dollar sign is displayed and commas are inserted appropriately.

Go to LF10

LF9B

VARIABLE NAME(S) AND LABEL(S):

lf12perhrpay R12 LF9B PAY PER HOUR

QUESTION TEXT:

ENTER PAY PER HOUR

\$ _____

ENTER NUMBER

Range

1 to 999.99

PROGRAMMER INSTRUCTIONS:

Use input mask in response field (\$999.99) so that dollar sign is displayed and decimal point is inserted appropriately.
Go to LF10.

LF9C**VARIABLE NAME(S) AND LABEL(S):**

lf12perdaypay

R12 LF9C PAY PER DAY

QUESTION TEXT:

ENTER PAY PER DAY

\$ _____

ENTER NUMBER

Range

0 to 9999

PROGRAMMER INSTRUCTIONS:

Use input mask in response field (\$9,999) so that dollar sign is displayed and comma is inserted appropriately.

LF10**VARIABLE NAME(S) AND LABEL(S):**

lf12ernfrmwrk

R12 LF10 AMT EARN FRM WRK LST MTH

QUESTION TEXT:

Now thinking about the month of {CURRENT MONTH -1 MONTH}, how much did {you/SP} earn altogether from any work {you/he/she} did in {CURRENT MONTH -1 MONTH}, before taxes and before any other deductions?

IF NEEDED: We don't need an exact dollar amount. An approximate amount is fine.

IF NEEDED: We know questions like these may be difficult to answer, but we need to know this to understand how people manage financially as they age and what effect this might have on their health.

ENTER DOLLAR AMOUNT

\$ _____

ENTER NUMBER

Range

1 to 999999

REFUSED

DON'T KNOW

PROGRAMMER INSTRUCTIONS:

Use input mask in response field (\$999,999) so that dollar sign is displayed and commas are inserted appropriately.

BOX LF11**VARIABLE NAME(S) AND LABEL(S):**

NOT ON FILE

If NEWSAMPLE flag = 1 (YES), go to LF11.

Otherwise, go to BOX LF12.

LF11**VARIABLE NAME(S) AND LABEL(S):**

If12doccupaton

R12 D LF11 OCCUPATION MOST OF LIFE

QUESTION TEXT:

We are interested in the work people did most of their lives. What kind of work did {you/SP} do? (In other words, what was {your/SP's} occupation?)

CODES

1	ENTER OCCUPATION	
2	NEVER WORKED ENTIRE LIFE	BOX LF12
3	HOMEMAKER/RAISED CHILDREN/WORKED IN THE HOME	BOX LF12
	REFUSED	BOX LF12
	DON'T KNOW	BOX LF12

LF11A**VARIABLE NAME(S) AND LABEL(S):**

If12doccpgtgy

R12 D LONGEST OCCUPATION CATEGORY

QUESTION TEXT:

ENTER OCCUPATION DESCRIPTION

ENTER TEXT

Length
REFUSED
DON'T KNOW

150

BOX LF12**VARIABLE NAME(S) AND LABEL(S):**

NOT ON FILE

IF NEWSAMPLE flag = 1 (YES) and (LF1 or LF2 or LF3 = 1 (YES)) and NOT (LF11 = 3 (HOMEMAKER), RF, or DK), go to LF12.

Else if LF1 or LF2 or LF3 = 1 (YES), go to LF12A.

Otherwise, go to BOX LF13.

LF12**VARIABLE NAME(S) AND LABEL(S):**

If12diffwrknw

R12 LF12 DO THS WRK SOMETHNG DIFF

QUESTION TEXT:

{Are you/Is SP} doing this kind of work now or {are you/is {he/she}} doing something different?

CODES

1	SAME KIND OF WORK	BOX LF13
2	SOMETHING DIFFERENT	
	REFUSED	BOX LF13
	DON'T KNOW	BOX LF13

LF12A**VARIABLE NAME(S) AND LABEL(S):**

If12doccup

R12 D CURRENT OCCUPATION CATEGORY

QUESTION TEXT:

We are interested in the kind of work {you do/SP does} now. What kind of work is that? (In other words, what is {your/his/her} current occupation?)

ENTER OCCUPATION DESCRIPTION

ENTER TEXT

Length 150

REFUSED

DON'T KNOW

BOX LF13

VARIABLE NAME(S) AND LABEL(S):

NOT ON FILE

If [CURRENT INT SP MARITAL STATUS from PERSON ROSTER= 1 (MARRIED) or 2 (LIVING WITH A PARTNER)], go to LF13.

Otherwise, go to Section HP – Home Ownership.

LF13

VARIABLE NAME(S) AND LABEL(S):

If12huswifwrk R12 LF13 HUSB WIFE PARTN PAY WORK

DISPLAY INSTRUCTIONS:

If PROXY RELATIONSHIP = 2 (SPOUSE/PARTNER), display "you".

Otherwise display "SPOUSE/PARTNER FIRSTNAME LASTNAME".

QUESTION TEXT:

Did {you/SPOUSE/PARTNER FIRSTNAME LASTNAME} do any work for pay in the month of {CURRENT MONTH-1 MONTH}?

CODES

1	YES	
2	NO	SECTION HP
	REFUSED	SECTION HP
	DON'T KNOW	SECTION HP

LF14

VARIABLE NAME(S) AND LABEL(S):

If12huwpaearn

R12 LF14 HUS WIFE PAR PAY LAT MTH

DISPLAY INSTRUCTIONS:

If PROXY flag = 1 (YES) and PROXY RELATIONSHIP = 2 (SPOUSE/PARTNER), display "you".
Else if PROXY flag =1 (YES), display "SP's".
Otherwise display "your".

If PROXY flag = 1 (YES) and PROXY RELATIONSHIP <> 2 (SPOUSE/PARTNER) and CURRENT INT SP MARITAL STATUS =2 (LIVING WITH A PARTNER), display "partner".

Else if PROXY flag = 1 (YES) and PROXY RELATIONSHIP <> 2 (SPOUSE/PARTNER) and CURRENT INT SP MARITAL STATUS = 1 (MARRIED) and SPOUSE/PARTNER GENDER =1 (MALE), display "husband".

Else if PROXY flag = 1 (YES) and PROXY RELATIONSHIP <> 2 (SPOUSE/PARTNER) and CURRENT INT SP MARITAL STATUS = 1 (MARRIED) and SPOUSE/PARTNER GENDER =2 (FEMALE), display "wife".

QUESTION TEXT:

In {CURRENT MONTH -1 MONTH}, how much altogether did {you/your/SP's} {husband/wife/partner} earn before taxes and before any other deductions?

IF NEEDED: We don't need an exact dollar amount. An approximate amount is fine.

IF NEEDED: We know questions like these may be difficult to answer, but we need to know this to understand how people manage financially as they age and what effect this might have on their health.

ENTER DOLLAR AMOUNT

\$ _____

ENTER NUMBER

Range

1 to 999999

REFUSED

DON'T KNOW

PROGRAMMER INSTRUCTIONS:

Use input mask in response field (\$999,999) so that dollar sign is displayed and commas are inserted appropriately.

Go to Section HP – Home Ownership.

Respondent Interview (ALL)

Section HP [HOME OWNERSHIP]

Sequence: 40

HP1

VARIABLE NAME(S) AND LABEL(S):

hp12ownrentot R12 HP1 OWN RENT OR OTHER

DISPLAY INSTRUCTIONS:

If PROXY flag is null or PROXY RELATIONSHIP = 2 (SPOUSE/PARTNER), display "Do you".
Otherwise, display "Does SP".

If CURRENT INT SP MARITAL STATUS from PERSON ROSTER = 1 (MARRIED) or 2 (LIVING WITH A PARTNER),
display "or {SP FIRSTNAME LASTNAME/SPOUSE/PARTNER FIRSTNAME LASTNAME}".
If PROXY RELATIONSHIP = 2 (SPOUSE/PARTNER), display "SP FIRSTNAME LASTNAME".
Otherwise, display "SPOUSE/PARTNER FIRSTNAME LASTNAME".

If HOTYPE flag = 2 (APARTMENT), display "apartment".
Else if HOTYPE flag = 3 (ROOM), display "room".
Else if HOTYPE flag = 4 (UNIT), display "unit".
Else if HOTYPE flag = 5 (SUITE), display "suite".
Else if HOTYPE flag = 6 (OTHER), display "TEXT ENTERED AT HT10A (OTHER)".
Else display "home".

If FACILITY flag=1 (YES) and FACILITY NAME is available, display "FACILITY NAME (text from HT9b)".
Else if FACILITY flag=1 (YES) and FACILITY NAME is null, display "SP's {ADDRESS1 , ADDRESS 2} from PERSON ROSTER".

If FACILITY flag=1 (YES), display "{apartment/unit/suite/room/other} at {FACILITY NAME/SP's {ADDRESS1 , ADDRESS 2} from PERSON ROSTER }" and "or pay a monthly amount to live there".
Otherwise, display "home (apartment/condo) at {SP's {ADDRESS 1, ADDRESS 2} from PERSON ROSTER}".

QUESTION TEXT:

{Do you/Does SP} {or {SP FIRSTNAME LASTNAME/SPOUSE/PARTNER FIRSTNAME LASTNAME}} own the
{home (apartment/condo) at {SP's {ADDRESS 1, ADDRESS 2} from PERSON ROSTER}/
{apartment/unit/suite/room/OTHER} at {FACILITY NAME/SP's {ADDRESS 1, ADDRESS 2} from PERSON
ROSTER}}, rent it {or pay a monthly amount to live there}, or is there some other arrangement?

CODES

1	OWN	
2	RENT (OR PAY MONTHLY AMOUNT)	HP6
3	SOME OTHER ARRANGEMENT	HP5
	REFUSED	HP5
	DON'T KNOW	HP5

HP2

VARIABLE NAME(S) AND LABEL(S):

hp12mrtpadoff R12 HP2 MORTGAGE PAID OFF

Respondent Interview (ALL) :: HP

DISPLAY INSTRUCTIONS:

If PROXY flag is null or PROXY RELATIONSHIP = 2 (SPOUSE/PARTNER), display "your".
Otherwise, display "SP's".

If SP MARITAL STATUS from PERSON ROSTER = 1 (MARRIED) or 2 (LIVING WITH A PARTNER), display "or {SP FIRSTNAME LASTNAME/SPOUSE/PARTNER FIRSTNAME LASTNAME}'s".

If PROXY RELATIONSHIP = 2 (SPOUSE/PARTNER), display "SP FIRSTNAME LASTNAME".
Otherwise, display "SPOUSE/PARTNER FIRSTNAME LASTNAME".

QUESTION TEXT:

Is {your/SP's} {or {SP FIRSTNAME LASTNAME/SPOUSE/PARTNER FIRSTNAME LASTNAME}'s} mortgage paid off or are monthly mortgage payments still being made?

IF NEEDED: Include any payments on a home equity loan or second mortgage.

CODES

1	PAID OFF	HP4
2	STILL MAKE PAYMENTS	
3	REVERSE MORTGAGE	HP4
	REFUSED	HP4
	DON'T KNOW	HP4

HP3**VARIABLE NAME(S) AND LABEL(S):**

hp12mthlymort R12 HP3 MORTGAGE PAYMNT EACH MNTH

QUESTION TEXT:

How much (altogether) is that each month?

ENTER DOLLAR AMOUNT [HP3B]

ENTER NUMBER

Range	1 to 9999
Soft Range	100 to 5000
REFUSED	
DON'T KNOW	

PROGRAMMER INSTRUCTIONS:

Hard Range: 1-9999
Soft Range: 100-5000

Use input mask in response field (\$9,999) so that dollar sign is displayed and commas are inserted appropriately.

HP3A

VARIABLE NAME(S) AND LABEL(S):**hp12mortpaymt**

R12 HP3A MORTGAGE PAYMENT AMOUNT

DISPLAY INSTRUCTIONS:

If CAPI PHONE = 3 (FIP), display "look at this card and " and "IF NEEDED: Would you say less than \$250, \$250 to less than \$500, \$500 to less than \$1,000, \$1,000 to less than \$3,000, \$3,000 to less than \$5,000 or \$5,000 or more?"."

If CAPI PHONE < > 3 (FIP), display "Would you say less than \$250, \$250 to less than \$500, \$500 to less than \$1,000, \$1,000 to less than \$3,000, \$3,000 to less than \$5,000 or \$5,000 or more?"

QUESTION TEXT:

SHOW CARD HP1

Please {look at this card and }tell me which is closest. {Would you say less than \$250, \$250 to less than \$500, \$500 to less than \$1,000, \$1,000 to less than \$3,000, \$3,000 to less than \$5,000 or \$5,000 or more?}

{IF NEEDED: Would you say less than \$250, \$250 to less than \$500, \$500 to less than \$1,000, \$1,000 to less than \$3,000, \$3,000 to less than \$5,000 or \$5,000 or more?}

CODES

- | | |
|---|------------------------------|
| 1 | LESS THAN \$250 |
| 2 | \$250 TO LESS THAN \$500 |
| 3 | \$500 TO LESS THAN \$1,000 |
| 4 | \$1,000 TO LESS THAN \$3,000 |
| 5 | \$3,000 TO LESS THAN \$5,000 |
| 6 | \$5,000 OR MORE |
| | REFUSED |
| | DON'T KNOW |

HP3B**VARIABLE NAME(S) AND LABEL(S):****hp12whnpayoff**

R12 HP3B WHEN EXPCT PAY OFF MORTG

DISPLAY INSTRUCTIONS:

If PROXY flag is null or PROXY RELATIONSHIP =2 (SPOUSE/PARTNER), display "Do you".
Otherwise, display "Does SP".

If CURRENT INT SP MARITAL STATUS from PERSON ROSTER = 1 (MARRIED) or 2 (LIVING WITH A PARTNER), display "or {SP FIRSTNAME LASTNAME/SPOUSE/PARTNER FIRSTNAME LASTNAME}".
If PROXY RELATIONSHIP =2 (SPOUSE/PARTNER), display "SP FIRSTNAME LASTNAME".
Otherwise, display "SPOUSE/PARTNER FIRSTNAME LASTNAME".

QUESTION TEXT:

{Do you/Does SP} {or {SP FIRSTNAME LASTNAME/SPOUSE/PARTNER FIRSTNAME LASTNAME} expect to pay off the mortgage(s) within 5 years, 10 years, or longer?

CODES

- | | |
|---|----------------------|
| 1 | 5 YEARS |
| 2 | 10 YEARS |
| 3 | LONGER THAN 10 YEARS |
| | REFUSED |
| | DON'T KNOW |

HP3C

VARIABLE NAME(S) AND LABEL(S):

hp12amtstlowe R12 HP3C HOW MUCH STILL OWE

DISPLAY INSTRUCTIONS:

If PROXY flag is null or PROXY RELATIONSHIP = 2 (SPOUSE/PARTNER), display "do you".
Otherwise, display "does SP".

If CURRENT INT SP MARITAL STATUS from PERSON ROSTER = 1 (MARRIED) or 2 (LIVING WITH A PARTNER),
display "or {SP FIRSTNAME LASTNAME/SPOUSE/PARTNER FIRSTNAME LASTNAME}".

If PROXY RELATIONSHIP = 2 (SPOUSE/PARTNER), display "SP FIRSTNAME LASTNAME".
Otherwise, display "SPOUSE/PARTNER FIRSTNAME LASTNAME".

QUESTION TEXT:

About how much {do you/does SP} {or {SP FIRSTNAME LASTNAME/SPOUSE/PARTNER FIRSTNAME
LASTNAME}} still owe on the mortgage(s)?

IF NEEDED: The nearest \$10,000 is fine.

IF NEEDED: We know questions like these may be difficult to answer, but we need to know this to
understand how people manage financially as they age and what effect this might have on their health.

ENTER DOLLAR AMOUNT [HP4]

ENTER NUMBER

Range	1 to 9999999
Soft Range	500 to 900000
REFUSED	
DON'T KNOW	

PROGRAMMER INSTRUCTIONS:

Hard Range: 1-9999999
Soft Range: 500-900000

Use input mask in response field (\$9,999,999) so that dollar sign is displayed and commas are inserted
appropriately.

HP3D

VARIABLE NAME(S) AND LABEL(S):

hp12amoutowed R12 HP3D THE AMOUNT OWED IS

QUESTION TEXT:

Is the amount owed...

CODES

- | | |
|---|-------------------------------------|
| 1 | less than \$50,000, |
| 2 | \$50,000 to less than \$100,000, or |
| 3 | \$100,000 or more? |
| | REFUSED |
| | DON'T KNOW |

HP4**VARIABLE NAME(S) AND LABEL(S):**

hp12homevalue R12 HP4 PRESENT VALUE OF HOME

QUESTION TEXT:

What is the present value of this home? I mean, about what would it bring if it was sold today, not counting any loans or outstanding mortgages?

IF NEEDED: Your best guess or the nearest \$10,000 is fine.

IF NEEDED: We know questions like these may be difficult to answer, but we need to know this to understand how people manage financially as they age and what effect this might have on their health.

ENTER DOLLAR AMOUNT [SECTION IA]

ENTER NUMBER

Range	1 to 9999999
Soft Range	500 to 900000
REFUSED	
DON'T KNOW	

PROGRAMMER INSTRUCTIONS:

Hard Range: 1-9999999
Soft Range: 500-900000

Use input mask in response field (\$9,999,999) so that dollar sign is displayed and commas are inserted appropriately.

HP4A**VARIABLE NAME(S) AND LABEL(S):**

hp12homvalamt R12 HP4A HOME VALUE AMOUNT

DISPLAY INSTRUCTIONS:

If CAPI PHONE = 3 (FIP) display “look at this card and” and “IF NEEDED: Would you say less than \$50,000, \$50,000 to less than \$75,000, \$75,000 to less than \$100,000, \$100,000 to less than \$200,000, \$200,000 to less than \$300,000, \$300,000 to less than \$500,000, \$500,000 to less than \$750,000, or \$750,000 or more?”

If CAPI PHONE < > 3 (FIP) display “Would you say less than \$50,000, \$50,000 to less than \$75,000, \$75,000 to less than \$100,000, \$100,000 to less than \$200,000, \$200,000 to less than \$300,000, \$300,000 to less than \$500,000, \$500,000 to less than \$750,000, or \$750,000 or more?”

QUESTION TEXT:

SHOW CARD HP2

Please {look at this card and }tell me which is closest. {Would you say less than \$50,000, \$50,000 to less than \$75,000, \$75,000 to less than \$100,000, \$100,000 to less than \$200,000, \$200,000 to less than \$300,000, \$300,000 to less than \$500,000, \$500,000 to less than \$750,000, or \$750,000 or more?}

{IF NEEDED: Would you say less than \$50,000, \$50,000 to less than \$75,000, \$75,000 to less than \$100,000, \$100,000 to less than \$200,000, \$200,000 to less than \$300,000, \$300,000 to less than \$500,000, \$500,000 to less than \$750,000, or \$750,000 or more?}

CODES

1	LESS THAN \$50,000	SECTION IA
2	\$50,000 TO LESS THAN \$75,000	SECTION IA
3	\$75,000 TO LESS THAN \$100,000	SECTION IA
4	\$100,000 TO LESS THAN \$200,000	SECTION IA
5	\$200,000 TO LESS THAN \$300,000	SECTION IA
6	\$300,000 TO LESS THAN \$500,000	SECTION IA
7	\$500,000 TO LESS THAN \$750,000	SECTION IA
8	\$750,000 OR MORE	SECTION IA
	REFUSED	SECTION IA
	DON'T KNOW	SECTION IA

HP5

VARIABLE NAME(S) AND LABEL(S):

hp12payrent R12 HP5 DO YOU PAY RENT

DISPLAY INSTRUCTIONS:

If PROXY flag is null or PROXY RELATIONSHIP=2 (SPOUSE/PARTNER), display “Do you”.
Otherwise, display “Does SP”.

If CURRENT INT SP MARITAL STATUS from PERSON ROSTER = 1 (MARRIED) OR 2 (LIVING WITH A PARTNER), display “or {SP FIRSTNAME LASTNAME/SPOUSE/PARTNER FIRSTNAME LASTNAME}”.

If PROXY RELATIONSHIP=2 (SPOUSE/PARTNER), display “SP FIRSTNAME LASTNAME”.
Otherwise, display “SPOUSE/PARTNER FIRSTNAME LASTNAME”.

QUESTION TEXT:

{Do you/Does SP} {or {SP FIRSTNAME LASTNAME/SPOUSE/PARTNER FIRSTNAME LASTNAME} pay to live here?

CODES

1	YES	
2	NO	SECTION IA
	REFUSED	SECTION IA
	DON'T KNOW	SECTION IA

HP6**VARIABLE NAME(S) AND LABEL(S):**

hp12rentamt	R12 HP6 RENT PAID EACH MONTH
-------------	------------------------------

QUESTION TEXT:

How much is that each month?

ENTER DOLLAR AMOUNT [BOX HP7]

ENTER NUMBER

Range	0 to 9999
Soft Range	1 to 3000
REFUSED	
DON'T KNOW	

PROGRAMMER INSTRUCTIONS:

Hard Range: 0-9999
Soft Range: 1-3000

Use input mask in response field (\$9,999) so that dollar sign is displayed and commas are inserted appropriately.

HP6A**VARIABLE NAME(S) AND LABEL(S):**

hp12rentamout	R12 HP6A RENT AMOUNT
---------------	----------------------

DISPLAY INSTRUCTIONS:

If CAPI PHONE = 3 (FIP), display “look at this card and” and “IF NEEDED: Would you say less than \$250, \$250 to less than \$500, \$500 to less than \$1,000, \$1,000 to less than \$3,000, \$3,000 to less than \$5,000, or \$5,000 or more?”

If CAPI PHONE < > 3 (FIP), display “Would you say less than \$250, \$250 to less than \$500, \$500 to less than \$1,000, \$1,000 to less than \$3,000, \$3,000 to less than \$5,000, or \$5,000 or more?”

QUESTION TEXT:

SHOW CARD HP3

Please {look at this card and }tell me which is closest. {Would you say less than \$250, \$250 to less than \$500, \$500 to less than \$1,000, \$1,000 to less than \$3,000 , \$3,000 to less than \$5,000, or \$5,000 or more?}

{IF NEEDED: Would you say less than \$250, \$250 to less than \$500, \$500 to less than \$1,000, \$1,000 to less than \$3,000, \$3,000 to less than \$5,000, or \$5,000 or more?}

CODES

- | | |
|---|------------------------------|
| 1 | LESS THAN \$250 |
| 2 | \$250 TO LESS THAN \$500 |
| 3 | \$500 TO LESS THAN \$1,000 |
| 4 | \$1,000 TO LESS THAN \$3,000 |
| 5 | \$3,000 TO LESS THAN \$5,000 |
| 6 | \$5,000 OR MORE |
| | REFUSED |
| | DON'T KNOW |

BOX HP7

VARIABLE NAME(S) AND LABEL(S):

NOT ON FILE

If HP6>=\$750 or HP6a= 4 (\$1,000 TO LESS THAN \$3,000), 5 (\$3,000 TO LESS THAN \$5,000), or 6 (\$5,000 OR MORE), go to SECTION IA – Income and Assets.
Otherwise, go to HP7.

HP7

VARIABLE NAME(S) AND LABEL(S):

hp12sec8pubsn R12 HP7 HME SEC 8 PUBL SENOR HOUS

QUESTION TEXT:

Is this home in Section 8 public housing or housing for low-income seniors?

CODES

- | | |
|---|------------|
| 1 | YES |
| 2 | NO |
| | REFUSED |
| | DON'T KNOW |

PROGRAMMER INSTRUCTIONS:

Go to Section IA – Income and Assets.

Respondent Interview (ALL) :: HP

Respondent Interview (ALL)

Section IA [INCOME AND ASSETS]

Sequence: 41

IA1PRE

VARIABLE NAME(S) AND LABEL(S):

NOT ON FILE

QUESTION TEXT:

The next few questions are about the different types of income people may receive. We don't need to know the amount from each source. Your responses can help us understand how people manage financially as they age.

Please feel free to refer to any records or other persons that may be of assistance in answering these questions.

Many of these questions ask about "last month." By last month, I mean in {CURRENT MONTH - 1}.

PRESS 1 AND ENTER TO CONTINUE

IA1

VARIABLE NAME(S) AND LABEL(S):

ia12recsspa1 R12 IA1 SP REC SOCIAL SECURITY

ia12recsspa2 R12 IA1 SPOUSE PART REC SOC SEC

ia12recsspa3 R12 IA1 NO SOC SECURTY PAYMNT REC

DISPLAY INSTRUCTIONS:

If PROXY flag <> 1 (YES) or PROXY RELATIONSHIP = 2 (SPOUSE/PARTNER), display "you".
Otherwise, display "SP".

If SP MARITAL STATUS = 1 (MARRIED) or 2 (LIVING WITH A PARTNER), display "or {SP FIRSTNAME
LASTNAME/SPOUSE/PARTNER FIRSTNAME LASTNAME}".

If PROXY RELATIONSHIP = 2 (SPOUSE/PARTNER), display "SP FIRSTNAME LASTNAME".
Otherwise, display "SPOUSE/PARTNER FIRSTNAME LASTNAME".

If SP MARITAL STATUS = 1 (MARRIED) or 2 (LIVING WITH A PARTNER), display "SELECT ALL THAT APPLY" and
response option 2, "YES, SPOUSE/PARTNER RECEIVED PAYMENT FROM SOURCE".
Display "in the last month" in underlined text.

QUESTION TEXT:

Did {you/SP} {or {SP FIRSTNAME LASTNAME/SPOUSE/PARTNER FIRSTNAME LASTNAME}} receive Social
Security retirement and/or Railroad Retirement payments in the last month (that is in {CURRENT MONTH -
1})?

{SELECT ALL THAT APPLY}

Respondent Interview (ALL) :: IA

CODES	Code All That Apply
1	YES, SP RECEIVED PAYMENT FROM SOURCE
2	YES, SPOUSE/PARTNER RECEIVED PAYMENT FROM SOURCE
3	NO PAYMENT RECEIVED FROM THIS SOURCE REFUSED DON'T KNOW

PROGRAMMER INSTRUCTIONS:

Allow code all that apply.

If 3 (NO PAYMENT) selected and [1 (SP PAYMENT) or 2 (SPOUSE PAYMENT)] is selected, display error message "INCONSISTENT ANSWER. 'NO' CANNOT BE SELECTED WITH ANY OTHER CATEGORY" when leaving the screen.

IA4

VARIABLE NAME(S) AND LABEL(S):

ia12recssils1	R12 IA4 SP RECEIVD SSI LAST MONTH
ia12recssils2	R12 IA4 SPOUSE PRT REC SSI LST MO
ia12recssils3	R12 IA4 NO SSI RECEIVD LAST MONTH

DISPLAY INSTRUCTIONS:

If PROXY flag <> 1 (YES) or PROXY RELATIONSHIP = 2 (SPOUSE/PARTNER), display "you".
Otherwise, display "SP".

If SP MARITAL STATUS = 1 (MARRIED) or 2 (LIVING WITH A PARTNER), display "or {SP FIRSTNAME LASTNAME/SPOUSE/PARTNER FIRSTNAME LASTNAME}".

If PROXY RELATIONSHIP = 2 (SPOUSE/PARTNER), display "SP FIRSTNAME LASTNAME".
Otherwise, display "SPOUSE/PARTNER FIRSTNAME LASTNAME".

If SP MARITAL STATUS = 1 (MARRIED) or 2 (LIVING WITH A PARTNER), display "SELECT ALL THAT APPLY" and response option 2, "YES, SPOUSE/PARTNER RECEIVED PAYMENT FROM SOURCE".

Display "last month" in underlined text.

QUESTION TEXT:

Did {you/SP} {or {SP FIRSTNAME LASTNAME/SPOUSE/PARTNER FIRSTNAME LASTNAME}} receive Supplemental Security Income, which is also called SSI, last month?

IF NEEDED: These are monthly government payments to lower-income people in need.

{SELECT ALL THAT APPLY}

CODES	Code All That Apply
1	YES, SP RECEIVED PAYMENT FROM SOURCE
2	YES, SPOUSE/PARTNER RECEIVED PAYMENT FROM SOURCE
3	NO PAYMENT RECEIVED FROM THIS SOURCE REFUSED

DON'T KNOW

PROGRAMMER INSTRUCTIONS:

Allow code all that apply.

If 3 (NO PAYMENT) selected and [1 (SP PAYMENT) or 2 (SPOUSE PAYMENT)] is selected, display error message "INCONSISTENT ANSWER. 'NO' CANNOT BE SELECTED WITH ANY OTHER CATEGORY" when leaving the screen.

IA5

VARIABLE NAME(S) AND LABEL(S):

ia12rvapayls1	R12 IA5 SP REC PAY FRM VA LAST MO
ia12rvapayls2	R12 IA5 SPOUS PA REC VA PAY LSTMO
ia12rvapayls3	R12 IA5 NO VA PAY REC LAST MONTH

DISPLAY INSTRUCTIONS:

If PROXY flag <> 1 (YES) or PROXY RELATIONSHIP = 2 (SPOUSE/PARTNER), display "you".
Otherwise, display "SP".

If SP MARITAL STATUS = 1 (MARRIED) or 2 (LIVING WITH A PARTNER), display "or {SP FIRSTNAME
LASTNAME/SPOUSE/PARTNER FIRSTNAME LASTNAME}".

If PROXY RELATIONSHIP = 2 (SPOUSE/PARTNER), display "SP FIRSTNAME LASTNAME".
Otherwise, display "SPOUSE/PARTNER FIRSTNAME LASTNAME".

If SP MARITAL STATUS = 1 (MARRIED) or 2 (LIVING WITH A PARTNER), display "SELECT ALL THAT APPLY" and
response option 2, "YES, SPOUSE/PARTNER RECEIVED PAYMENT FROM SOURCE".

Display "last month" in underlined text.

QUESTION TEXT:

Did {you/SP} {or {SP FIRSTNAME LASTNAME/SPOUSE/PARTNER FIRSTNAME LASTNAME}} receive any
payments from the Veteran's Administration (U.S. Department of Veterans Affairs) last month related to
military service or veteran survivor's benefits?

{SELECT ALL THAT APPLY}

CODES Code All That Apply

1	YES, SP RECEIVED PAYMENT FROM SOURCE
2	YES, SPOUSE/PARTNER RECEIVED PAYMENT FROM SOURCE
3	NO PAYMENT RECEIVED FROM THIS SOURCE REFUSED DON'T KNOW

PROGRAMMER INSTRUCTIONS:

Allow code all that apply.

If 3 (NO PAYMENT) selected and [1 (SP PAYMENT) or 2 (SPOUSE PAYMENT)] is selected, display error
message "INCONSISTENT ANSWER. 'NO' CANNOT BE SELECTED WITH ANY OTHER CATEGORY" when
leaving the screen.

IA6PRE

VARIABLE NAME(S) AND LABEL(S):

Respondent Interview (ALL) :: IA

QUESTION TEXT:

People sometimes have other retirement income. This may be from pensions or retirement plans related to their jobs.

PRESS 1 AND ENTER TO CONTINUE

IA6**VARIABLE NAME(S) AND LABEL(S):**

ia12penjobou1	R12 IA6 SP HAS PENSION PLAN
ia12penjobou2	R12 IA6 SPOUSE HAS PENSION PLAN
ia12penjobou3	R12 IA6 NO PENSION PLAN

DISPLAY INSTRUCTIONS:

If PROXY flag <> 1 (YES) or PROXY RELATIONSHIP = 2 (SPOUSE/PARTNER), display "Do you".
Otherwise, display "Does SP".

If SP MARITAL STATUS = 1 (MARRIED) or 2 (LIVING WITH A PARTNER), display "or {SP FIRSTNAME
LASTNAME/SPOUSE/PARTNER FIRSTNAME LASTNAME}".
If PROXY RELATIONSHIP = 2 (SPOUSE/PARTNER), display "SP FIRSTNAME LASTNAME".
Otherwise, display "SPOUSE/PARTNER FIRSTNAME LASTNAME".

If SP MARITAL STATUS = 1 (MARRIED) or 2 (LIVING WITH A PARTNER), display "SELECT ALL THAT APPLY" and
response option 2, "YES, SPOUSE/PARTNER HAS PENSION".

QUESTION TEXT:

{Do you/Does SP} {or {SP FIRSTNAME LASTNAME/SPOUSE/PARTNER FIRSTNAME LASTNAME}} have any
pension plans that were a job-related or union benefit?

IF NEEDED: These plans often require that a person work for a certain number of years before they qualify or
"are vested" in the pension plan.

{SELECT ALL THAT APPLY}

CODES

1	YES, SP HAS PENSION
2	YES, SPOUSE/PARTNER HAS PENSION
3	NO PENSIONS
	REFUSED
	DON'T KNOW

PROGRAMMER INSTRUCTIONS:

Allow code all that apply.

If 3 (NO PENSION) selected and [1 (SP PENSION) or 2 (SPOUSE PENSION)] is selected, display error message

“INCONSISTENT ANSWER. ‘NO’ CANNOT BE SELECTED WITH ANY OTHER CATEGORY” when leaving the screen.

IA7

VARIABLE NAME(S) AND LABEL(S):

ia12iraothac1	R12 IA7 SP HAS IRA OTH RETIRE ACC
ia12iraothac2	R12 IA7 SPOUSE HAS IRA OTHR ACC
ia12iraothac3	R12 IA7 NO IRA OTHR RETIRE ACCT

DISPLAY INSTRUCTIONS:

If PROXY flag <> 1 (YES) or PROXY RELATIONSHIP = 2 (SPOUSE/PARTNER), display "Do you".
Otherwise, display "Does SP".

If SP MARITAL STATUS = 1 (MARRIED) or 2 (LIVING WITH A PARTNER), display "or {SP FIRSTNAME
LASTNAME/SPOUSE/PARTNER FIRSTNAME LASTNAME}".

If PROXY RELATIONSHIP = 2 (SPOUSE/PARTNER), display "SP FIRSTNAME LASTNAME".
Otherwise, display "SPOUSE/PARTNER FIRSTNAME LASTNAME".

If SP MARITAL STATUS = 1 (MARRIED) or 2 (LIVING WITH A PARTNER), display “SELECT ALL THAT APPLY” and
response option 2, “YES, SPOUSE/PARTNER HAS 401K, 403B, IRA, OR OTHER RETIREMENT PLANS”.

If CAPI PHONE = 3 (FIP) display “Please look at the types of retirement plans on this card.” and “IF NEEDED:
Do you have any of these other retirement plans: 401K plans, 403B plans or IRAs?”

If CAPI PHONE <> 3 (FIP) display "other retirement plans: 401K plans, 403B plans or IRAs?"

QUESTION TEXT:

SHOW CARD IA1

{Please look at the types of retirement plans on this card.}{Do you/Does SP}{or {SP FIRSTNAME
LASTNAME/SPOUSE/PARTNER FIRSTNAME LASTNAME}} have any of these{ other retirement plans: 401K
plans, 403B plans or IRAs?

{IF NEEDED: Do you have any of these other retirement plans: 401K plans, 403B plans or IRAs?}

IF NEEDED: 401Ks and 403Bs are plans where you contribute an amount each month from your paycheck,
and your employer may match some of your contribution.

IF NEEDED: IRAs (Individual Retirement Accounts) are a type of plan you set up on your own.

{SELECT ALL THAT APPLY}

CODES

1	YES, SP HAS 401K, 403B, IRA
2	YES, SPOUSE/PARTNER HAS 401K, 403B, IRA
3	NO PLANS
	REFUSED
	DON'T KNOW

PROGRAMMER INSTRUCTIONS:

Allow code all that apply.

If 3 (NO PLAN) selected and [1 (SP ACCT) or 2 (SPOUSE ACCT)] is selected, display error message
“INCONSISTENT ANSWER. ‘NO’ CANNOT BE SELECTED WITH ANY OTHER CATEGORY” when leaving the

IA8

VARIABLE NAME(S) AND LABEL(S):

ia12mutfdstk1	R12 IA8 SP OWNS MUTUAL FUND STOCK
ia12mutfdstk2	R12 IA8 SPOUSE OWNS FUNDS STOCK
ia12mutfdstk3	R12 IA8 SP SPOUSE OWN FUNDS STOCK
ia12mutfdstk4	R12 IA8 NO FUNDS OR STOCK OWNED

DISPLAY INSTRUCTIONS:

If IA7 = 1 (SP RETIREMENT ACCT) or 2 (SPOUSE RETIREMENT ACCT), display “Not including the retirement accounts we have already talked about, {do you/does SP}”.

Otherwise, display “Do you/Does SP”.

If PROXY flag <> 1 (YES) or PROXY RELATIONSHIP = 2 (SPOUSE/PARTNER), display "Do you" or “do you”.

Otherwise, display "Does SP" or “does SP”.

If SP MARITAL STATUS = 1 (MARRIED) or 2 (LIVING WITH A PARTNER), display "or {SP FIRSTNAME LASTNAME/SPOUSE/PARTNER FIRSTNAME LASTNAME}”.

If PROXY RELATIONSHIP = 2 (SPOUSE/PARTNER), display "SP FIRSTNAME LASTNAME”.

Otherwise, display "SPOUSE/PARTNER FIRSTNAME LASTNAME”.

If SP MARITAL STATUS = 1 (MARRIED) or 2 (LIVING WITH A PARTNER), display “SELECT ALL THAT APPLY” and response option 2, “YES, SPOUSE/PARTNER HAS ASSET” and 3, “YES, SP AND SPOUSE/PARTNER HAVE ASSET JOINTLY”.

QUESTION TEXT:

{Not including the retirement accounts we have already talked about, {do you/does SP}/{Do you/Does SP}} {or {SP FIRSTNAME LASTNAME/SPOUSE/PARTNER FIRSTNAME LASTNAME}} own any mutual funds or stocks?

{SELECT ALL THAT APPLY}

CODES	Code All That Apply
1	YES, SP HAS ASSET
2	YES, SPOUSE/PARTNER HAS ASSET
3	YES, SP AND SPOUSE/PARTNER HAVE ASSET JOINTLY
4	NO ASSET OF THIS TYPE REFUSED DON'T KNOW

PROGRAMMER INSTRUCTIONS:

Allow code all that apply.

If 4 (NO ASSET) selected and [1 (SP ASSET), 2 (SPOUSE ASSET), or 3 (JOINT ASSET)] is selected, display error message “INCONSISTENT ANSWER. ‘NO’ CANNOT BE SELECTED WITH ANY OTHER CATEGORY” when leaving the screen.

IA9

VARIABLE NAME(S) AND LABEL(S):

ia12ownbond1	R12 IA9 SP OWNS BONDS
ia12ownbond2	R12 IA9 SPOUSE OWNS BONDS
ia12ownbond3	R12 IA9 SP SPOUSE OWN BONDS
ia12ownbond4	R12 IA9 NO BONDS OWNED

DISPLAY INSTRUCTIONS:

If PROXY flag <> 1 (YES) or PROXY RELATIONSHIP = 2 (SPOUSE/PARTNER), display “do you”.
Otherwise, display “does SP”.

If SP MARITAL STATUS = 1 (MARRIED) or 2 (LIVING WITH A PARTNER), display "or {SP FIRSTNAME
LASTNAME/SPOUSE/PARTNER FIRSTNAME LASTNAME}”.

If PROXY RELATIONSHIP = 2 (SPOUSE/PARTNER), display "SP FIRSTNAME LASTNAME".
Otherwise, display "SPOUSE/PARTNER FIRSTNAME LASTNAME".

If SP MARITAL STATUS = 1 (MARRIED) or 2 (LIVING WITH A PARTNER), display “SELECT ALL THAT APPLY” and
response option 2, “YES, SPOUSE/PARTNER HAS ASSET” and 3, “YES, SP AND SPOUSE/PARTNER HAVE ASSET
JOINTLY”.

QUESTION TEXT:

Not including what we’ve already talked about, {do you/does SP} {or {SP FIRSTNAME
LASTNAME/SPOUSE/PARTNER FIRSTNAME LASTNAME}} own any bonds, such as Government Savings
Bonds, corporate, municipal, or other types of bonds?
{SELECT ALL THAT APPLY}

CODES	Code All That Apply
1	YES, SP HAS ASSET
2	YES, SPOUSE/PARTNER HAS ASSET
3	YES, SP AND SPOUSE/PARTNER HAVE ASSET JOINTLY
4	NO ASSET OF THIS TYPE REFUSED DON'T KNOW

PROGRAMMER INSTRUCTIONS:

Allow code all that apply.

If 4 (NO ASSET) selected and [1 (SP ASSET), 2 (SPOUSE ASSET), or 3 (JOINT ASSET)] is selected, display error
message “INCONSISTENT ANSWER. ‘NO’ CANNOT BE SELECTED WITH ANY OTHER CATEGORY” when
leaving the screen.

IA10PRE

VARIABLE NAME(S) AND LABEL(S):

NOT ON FILE

QUESTION TEXT:

The next questions ask about different kinds of bank or savings accounts people sometimes have or property
they own.

PRESS 1 AND ENTER TO CONTINUE

IA10

VARIABLE NAME(S) AND LABEL(S):

ia12bnkacccd1	R12 IA10 SP OWNS CHECK ACCT
ia12bnkacccd2	R12 IA10 SPOUSE OWNS CHECK ACCT
ia12bnkacccd3	R12 IA10 SP SPOUSE OWN CHECK ACCT
ia12bnkacccd4	R12 IA10 NO CHECK ACCT OWNED
ia12bnkacccd5	R12 IA10 SP OWNS SAVINGS ACCT
ia12bnkacccd6	R12 IA10 SPOUSE OWNS SAVING ACCT
ia12bnkacccd7	R12 IA10 SP SPOUSE OWN SAVNG ACT
ia12bnkacccd8	R12 IA10 NO SAVINGS ACCT OWNED
ia12bnkacccd9	R12 IA10 SP OWNS CDS
ia12bnkacccd10	R12 IA10 SPOUSE OWNS CDS
ia12bnkacccd11	R12 IA10 SP SPOUSE OWN CDS
ia12bnkacccd12	R12 IA10 NO CDS OWNED

DISPLAY INSTRUCTIONS:

If PROXY flag <> 1 (YES) or PROXY RELATIONSHIP = 2 (SPOUSE/PARTNER), display “do you”.
Otherwise, display “does SP”.

If SP MARITAL STATUS = 1 (MARRIED) or 2 (LIVING WITH A PARTNER), display "or {SP FIRSTNAME
LASTNAME/SPOUSE/PARTNER FIRSTNAME LASTNAME}”.

If PROXY RELATIONSHIP = 2 (SPOUSE/PARTNER), display "SP FIRSTNAME LASTNAME".
Otherwise, display "SPOUSE/PARTNER FIRSTNAME LASTNAME".

If SP MARITAL STATUS = 1 (MARRIED) or 2 (LIVING WITH A PARTNER), display “SELECT ALL THAT APPLY” and
response option 2, “YES, SPOUSE/PARTNER HAS ASSET” and 3, “YES, SP AND SPOUSE/PARTNER HAVE ASSET
JOINTLY”.

If at IA10A, do not display first sentence in brackets.
Otherwise, display first sentence in brackets.

QUESTION TEXT:

{[]}Not counting what we’ve already talked about, {do you/does SP} {or {SP FIRSTNAME
LASTNAME/SPOUSE/PARTNER FIRSTNAME LASTNAME}} have...{[]}

RESPONSE [1] A. a checking account?

RESPONSE [2] B. a savings account or money market account?

RESPONSE [3] C. certificates of deposit?

{SELECT ALL THAT APPLY}

CODES	Code All That Apply
1	YES, SP HAS ASSET
2	YES, SPOUSE/PARTNER HAS ASSET
3	YES, SP AND SPOUSE/PARTNER HAVE ASSET JOINTLY
4	NO ASSETS OF THIS TYPE REFUSED DON'T KNOW

PROGRAMMER INSTRUCTIONS:

Allow code all that apply.

If 4 (NO ASSETS) selected and [1 (SP ASSET), 2 (SPOUSE ASSET), or 3 (JOINT ASSET)] is selected, display error message "INCONSISTENT ANSWER. 'NO' CANNOT BE SELECTED WITH ANY OTHER CATEGORY" when leaving the screen.

IA13

VARIABLE NAME(S) AND LABEL(S):

ia12realestt1	R12 IA13 SP OWNS REAL ESTATE
ia12realestt2	R12 IA13 SPOUSE OWNS REAL ESTATE
ia12realestt3	R12 IA13 SP SPOUSE OWN REAL ESTTE
ia12realestt4	R12 IA13 NO REAL ESTATE OWNED

DISPLAY INSTRUCTIONS:

If PROXY flag <> 1 (YES) or PROXY RELATIONSHIP = 2 (SPOUSE/PARTNER), display "do you".
Otherwise, display "does SP".

If SP MARITAL STATUS = 1 (MARRIED) or 2 (LIVING WITH A PARTNER), display "or {SP FIRSTNAME LASTNAME/SPOUSE/PARTNER FIRSTNAME LASTNAME}".

If PROXY RELATIONSHIP = 2 (SPOUSE/PARTNER), display "SP FIRSTNAME LASTNAME".
Otherwise, display "SPOUSE/PARTNER FIRSTNAME LASTNAME".

If SP MARITAL STATUS = 1 (MARRIED) or 2 (LIVING WITH A PARTNER), display "SELECT ALL THAT APPLY" and response option 2, "YES, SPOUSE/PARTNER HAS ASSET" and 3, "YES, SP AND SPOUSE/PARTNER HAVE ASSET JOINTLY".

If HP1 = 1 (OWNS HOME), display "besides {your/SP}'s home".

QUESTION TEXT:

{Do you/Does SP} {or {SP FIRSTNAME LASTNAME/SPOUSE/PARTNER FIRSTNAME LASTNAME}} own a business, a farm, or any other real estate {besides {your/SP's} home}, including land or rental properties?
{SELECT ALL THAT APPLY}

CODES	Code All That Apply
1	YES, SP HAS ASSET
2	YES, SPOUSE/PARTNER HAS ASSET
3	YES, SP AND SPOUSE/PARTNER HAVE ASSET JOINTLY
4	NO ASSETS OF THIS TYPE

REFUSED
DON'T KNOW

PROGRAMMER INSTRUCTIONS:

Allow code all that apply.
If 4 (NO ASSETS) selected and [1 (SP ASSET), 2 (SPOUSE ASSET), or 3 (JOINT ASSET)] is selected, display error message "INCONSISTENT ANSWER. 'NO' CANNOT BE SELECTED WITH ANY OTHER CATEGORY" when leaving the screen.

IA50

VARIABLE NAME(S) AND LABEL(S):

ia12totinc	R12 IA50 TOTAL INCOME
ia12toincimf	R12 F IMPUTED TOTAL INC FLG INTERVAL
ia12toincim1-20	R12 D IA50 IMPUTED TOTAL INC1-20 INTERVAL
ia12dtoincimreas	R12 D IMPUTED TOTAL INC REASON

DISPLAY INSTRUCTIONS:

If PROXY flag <> 1 (YES) or PROXY RELATIONSHIP = 2 (SPOUSE/PARTNER), display "your".
Otherwise, display "SP's".

If SP MARITAL STATUS = 1 (MARRIED) or 2 (LIVING WITH A PARTNER), display "and {SP FIRSTNAME
LASTNAME/SPOUSE/PARTNER FIRSTNAME LASTNAME}'s".
If PROXY RELATIONSHIP = 2 (SPOUSE/PARTNER), display "SP FIRSTNAME LASTNAME".
Otherwise, display "SPOUSE/PARTNER FIRSTNAME LASTNAME".

If IA1 = 1 (SP SS/RR) or 2 (SPOUSE SS/RR), display "Social Security or Railroad Retirement".
If IA4 = 1 (SP SSI) or 2 (SPOUSE SSI), display "Supplemental Security Income".
If IA5 = 1 (SP VA) or 2 (SPOUSE VA), display "the Veteran's Administration".
If IA6 = 1 (SP PENSION) or 2 (SPOUSE PENSION), display "a pension plan".
If IA7 = 1 (SP RETIREMENT ACCT) or 2 (SPOUSE RETIREMENT ACCT), display "any retirement accounts".
If IA8 = 1 (SP MUTUAL FUNDS), 2 (SPOUSE MUTUAL FUNDS) or 3 (JOINT MUTUAL FUNDS), display "mutual
funds or stocks".
If IA9 = 1 (SP BONDS), 2 (SPOUSE BONDS) or 3 (JOINT BONDS), display "bonds".
If IA10A = 1 (SP CHECKING), 2 (SPOUSE CHECKING) or 3 (JOINT CHECKING) or IA10B = 1 (SP SAVINGS), 2
(SPOUSE SAVINGS) or 3 (JOINT SAVINGS), display "bank accounts".
If IA10C = 1 (SP CDS), 2 (SPOUSE CDS) or 3 (JOINT CDS), display "CDs".
If IA13 = 1 (SP REAL ESTATE), 2 (SPOUSE REAL ESTATE) or 3 (JOINT REAL ESTATE), display "business, farm, or
real estate".
If LF1 = 1 (SP WORK LAST WEEK) or LF2 = 1 (SP HAD JOB LAST WEEK) or LF3 = 1 (SP WORK LAST MONTH) or
LF13 = 1 (SPOUSE WORK LAST MONTH), display "jobs".

If more than one income source displayed, display "and" between each one.

Display "last year" in underlined text.

QUESTION TEXT:

Now I want to ask about {your/SP's} {and SP FIRSTNAME LASTNAME/SPOUSE/PARTNER FIRSTNAME
LASTNAME}'s} total income for last year, that is, for the calendar year ending in December {CURRENT YEAR -
1} before any federal or state taxes were taken out.

Now think about that total income from:
{Social Security or Railroad Retirement} {Supplemental Security Income}
{the Veteran's Administration}
{a pension plan} {any retirement accounts}
{mutual funds or stocks} {bonds}
{bank accounts} {CDs} {business, farm or real estate}
{jobs} and from any other sources.

How much was {your/SP's} {and SP FIRSTNAME LASTNAME/SPOUSE/PARTNER FIRSTNAME LASTNAME}'s}
total income before taxes for last year (this is, for the 12 months ending in December {CURRENT YEAR - 1})?

IF NEEDED: We don't need an exact dollar amount – the nearest \$1,000 is fine.

IF NEEDED: We know questions like these may be difficult to answer, but we need to know this to
understand how people manage financially as they age and what effect this might have on their health.

ENTER TOTAL INCOME FOR LAST YEAR [SECTION CO]

ENTER NUMBER

Range 0 to 99999999
REFUSED
DON'T KNOW

PROGRAMMER INSTRUCTIONS:

Range: \$0-\$99,999,999.
Do not display the phrase 'Enter Number'.
IF IA50 = 0-99999999, go to Section CO.

BOX IA51A

VARIABLE NAME(S) AND LABEL(S):

NOT ON FILE

If SP MARITAL STATUS =1 (MARRIED) or 2 (LIVING WITH A PARTNER), go to IA51A.
Otherwise, go to IA51B.

IA51A

VARIABLE NAME(S) AND LABEL(S):

ia12toincesjt R12 IA51A JOINT EST TOT INCOME

DISPLAY INSTRUCTIONS:

If CAPI PHONE = 3 (FIP) display “look at this card and” and “IF NEEDED: Would you say less than \$40,000, \$40,000 to less than \$59,000, \$59,000 to less than \$91,000, \$91,000 to less than \$145,000, or more than \$145,000.”

If CAPI PHONE < > 3 (FIP) display “Would you say less than \$40,000, \$40,000 to less than \$59,000, \$59,000 to less than \$91,000, \$91,000 to less than \$145,000, or more than \$145,000?”

QUESTION TEXT:

SHOW CARD IA2

Please {look at this card and} tell me which is closest. {Would you say less than \$40,000, \$40,000 to less than \$59,000, \$59,000 to less than \$91,000, \$91,000 to less than \$145,000, or more than \$145,000?}

{IF NEEDED: Would you say less than \$40,000, \$40,000 to less than \$59,000, \$59,000 to less than \$91,000, \$91,000 to less than \$145,000, or more than \$145,000.}

CODES

1	LESS THAN \$40,000	SECTION CO
2	\$40,000 TO LESS THAN \$59,000	SECTION CO
3	\$59,000 TO LESS THAN \$91,000	SECTION CO
4	\$91,000 TO LESS THAN \$145,000	SECTION CO
5	\$145,000 OR MORE	SECTION CO
	REFUSED	SECTION CO
	DON'T KNOW	SECTION CO

IA51B**VARIABLE NAME(S) AND LABEL(S):**

ia12toincessg R12 IA51B SNGLE EST TOT INC

DISPLAY INSTRUCTIONS:

If CAPI PHONE = 3 (FIP) display “look at this card and” and “IF NEEDED: Would you say less than \$16,000, \$16,000 to less than \$28,000, \$28,000 to less than \$43,000, \$43,000 to less than \$84,000, or more than \$84,000.”

IF CAPI PHONE < > 3 (FIP) display “Would you say less than \$16,000, \$16,000 to less than \$28,000, \$28,000 to less than \$43,000, \$43,000 to less than \$84,000, or more than \$84,000?”

QUESTION TEXT:

SHOW CARD IA3

Please {look at this card and} tell me which is closest. { Would you say less than \$16,000, \$16,000 to less than \$28,000, \$28,000 to less than \$43,000, \$43,000 to less than \$84,000, or more than \$84,000?}

{IF NEEDED: Would you say less than \$16,000, \$16,000 to less than \$28,000, \$28,000 to less than \$43,000, \$43,000 to less than \$84,000, or more than \$84,000.}

CODES

- | | |
|---|--------------------------------|
| 1 | LESS THAN \$16,000 |
| 2 | \$16,000 TO LESS THAN \$28,000 |
| 3 | \$28,000 TO LESS THAN \$43,000 |
| 4 | \$43,000 TO LESS THAN \$84,000 |
| 5 | \$84,000 OR MORE |
| | REFUSED |
| | DON'T KNOW |

PROGRAMMER INSTRUCTIONS:

Go to Section CO – Car Ownership.

Respondent Interview (ALL)

Section CO [CAR OWNERSHIP]

Sequence: 42

CO1

VARIABLE NAME(S) AND LABEL(S):

co12owncartrv R12 CO1 OWN ANY CARS TRUCKS VANS

DISPLAY INSTRUCTIONS:

If PROXY flag <> 1 (YES) or ROSTER MEMBER with PROXY RESPONDENT flag = 1 (YES) has RELATIONSHIP = 2 (SPOUSE/PARTNER), display "Do you".
Otherwise, display "Does SP".

If CURRENT INT MARITAL STATUS = 1 (MARRIED) or 2 (LIVING WITH A PARTNER), display "or {your/his/her} {husband/wife/partner}".

If CURRENT INT MARITAL STATUS = 2 (LIVING WITH A PARTNER), display "partner".

If ROSTER MEMBER with RELATIONSHIP = 2 (SPOUSE/PARTNER) has GENDER = 1 (MALE) and [PROXY RELATIONSHIP ≠ 2 (SPOUSE/PARTNER) or PROXY flag = 2 (no)], display "husband".

If ROSTER MEMBER with RELATIONSHIP = 2 (SPOUSE/PARTNER) has GENDER = 2 (FEMALE) and [ROSTER MEMBER with PROXY RESPONDENT flag = 1 (YES) has RELATIONSHIP ≠ 2 (SPOUSE/PARTNER) or PROXY flag = 2 (no)], display "wife".

If SP GENDER = 1 (MALE) and ROSTER MEMBER with PROXY RESPONDENT flag = 1 (YES) has RELATIONSHIP = 2 (SPOUSE/PARTNER), display "husband".

If SP GENDER = 2 (FEMALE) and ROSTER MEMBER with PROXY RESPONDENT flag = 1 (YES) has RELATIONSHIP = 2 (SPOUSE/PARTNER), display "wife".

QUESTION TEXT:

{Do you/Does SP} {or {your/his/her} {husband/wife/partner}} own any cars, trucks, or vans?

IF NEEDED: Do not include recreational vehicles, such as motorcycles, trailers, motor homes, boats, or airplanes.

CODES

1	YES	
2	NO	SECTION EW
	REFUSED	SECTION EW
	DON'T KNOW	SECTION EW

CO2

VARIABLE NAME(S) AND LABEL(S):

co12manyvhcls R12 CO2 HOW MANY VEHICLES OWN

DISPLAY INSTRUCTIONS:

Respondent Interview (ALL) :: CO

If PROXY flag <> 1 (YES) or ROSTER MEMBER with PROXY RESPONDENT flag = 1 (YES) has RELATIONSHIP = 2 (SPOUSE/PARTNER), display “do you”.

Otherwise, display “does SP”.

If CURRENT INT MARITAL STATUS = 1 (MARRIED) or 2 (LIVING WITH A PARTNER), display “or {your/his/her} {husband/wife/partner}”.

If CURRENT INT MARITAL STATUS = 2 (LIVING WITH A PARTNER), display “partner”.

If ROSTER MEMBER with RELATIONSHIP = 2 (SPOUSE/PARTNER) has GENDER = 1 (MALE) and [ROSTER MEMBER with PROXY RESPONDENT flag = 1 (YES) has RELATIONSHIP ≠ 2 (SPOUSE/PARTNER) or PROXY flag = 2 (no)], display “husband”.

If ROSTER MEMBER with RELATIONSHIP = 2 (SPOUSE/PARTNER) has GENDER = 2 (FEMALE) and [ROSTER MEMBER with PROXY RESPONDENT flag = 1 (YES) has RELATIONSHIP ≠ 2 (SPOUSE/PARTNER) or PROXY flag = 2 (no)], display “wife”.

If SP GENDER = 1 (MALE) and ROSTER MEMBER with PROXY RESPONDENT flag = 1 (YES) has RELATIONSHIP = 2 (SPOUSE/PARTNER), display “husband”.

If SP GENDER = 2 (FEMALE) and ROSTER MEMBER with PROXY RESPONDENT flag = 1 (YES) has RELATIONSHIP = 2 (SPOUSE/PARTNER), display “wife”.

QUESTION TEXT:

How many vehicles {do you/does SP} {or {your/his/her} {husband/wife/partner}} own?

ENTER NUMBER OF VEHICLES

ENTER NUMBER

Range	1 to 20
Soft Range	1 to 4
REFUSED	SECTION EW
DON'T KNOW	SECTION EW

PROGRAMMER INSTRUCTIONS:

Soft range: 1-4

Hard range: 1-20

CO₃

VARIABLE NAME(S) AND LABEL(S):

co12valuevehi R12 CO₃ VALUE HOW MUCH WOULD BRING

DISPLAY INSTRUCTIONS:

If CO₂=1, display “its”, “it”, and “it”.

Otherwise, display “their”, “they”, and “them”.

QUESTION TEXT:

Altogether, what is {its/their} present value, that is, about how much would {it/they} bring if {you/SP} sold {it/them} on today’s market? The nearest \$1,000 is fine.

ENTER DOLLAR AMOUNT

\$

ENTER NUMBER

Range	0 to 1000000
Soft Range	1000 to 40000
REFUSED	
DON'T KNOW	

PROGRAMMER INSTRUCTIONS:

Soft range: \$1000-\$40000

Hard range: \$0-\$1000000

Use input mask in response field (\$ 999,999,999) so that dollar sign is displayed and commas are inserted appropriately.

If a dollar amount is given, skip to Section EW - Economic Well-being.

CO3A**VARIABLE NAME(S) AND LABEL(S):**

co12vehivalue R12 CO3A VEHICLE VALUE

DISPLAY INSTRUCTIONS:

If CAPI PHONE = 3 (FIP), display “look at this card and” and ”IF NEEDED: Would you say less than \$2500, \$2,500 to less than \$5,000, \$5,000 to less than \$10,000, \$10,000 to less than \$20,000, \$20,000 to less than \$50,000, or \$50,000 or more?”.

If CAPI PHONE <> 3 display “Would you say less than \$2500, \$2,500 to less than \$5,000, \$5,000 to less than \$10,000, \$10,000 to less than \$20,000, \$20,000 to less than \$50,000, or \$50,000 or more?”

QUESTION TEXT:

SHOW CARD CO1

Please {look at this card and }tell me which is closest. /{ Would you say less than \$2500, \$2,500 to less than \$5,000, \$5,000 to less than \$10,000, \$10,000 to less than \$20,000, \$20,000 to less than \$50,000, or \$50,000 or more?}

{IF NEEDED: Would you say less than \$2500, \$2,500 to less than \$5,000, \$5,000 to less than \$10,000, \$10,000 to less than \$20,000, \$20,000 to less than \$50,000, or \$50,000 or more?}

CODES

- | | |
|---|--------------------------------|
| 1 | LESS THAN \$2,500 |
| 2 | \$2,500 TO LESS THAN \$5,000 |
| 3 | \$5,000 TO LESS THAN \$10,000 |
| 4 | \$10,000 TO LESS THAN \$20,000 |
| 5 | \$20,000 TO LESS THAN \$50,000 |
| 6 | \$50,000 OR MORE |
| | REFUSED |
| | DON'T KNOW |

PROGRAMMER INSTRUCTIONS:

Keep dollar signs & punctuation for response options exactly as detailed above.
Go to Section EW – Economic Well-being.

Respondent Interview (ALL)

Section EW [ECONOMIC WELL-BEING]

Sequence: 43

EW1

VARIABLE NAME(S) AND LABEL(S):

ew12pycredbal R12 EW1 PAY OFF CREDIT CARD BALAN

DISPLAY INSTRUCTIONS:

If PROXY flag is null, or PROXY RELATIONSHIP = 2 (SPOUSE/PARTNER), display "Do you".
Otherwise display "Does SP".

If CURRENT INT SP MARITAL STATUS from PERSON ROSTER = 1 (MARRIED) or 2 (LIVING WITH A PARTNER),
display "{SP FIRSTNAME LASTNAME/SPOUSE/PARTNER FIRSTNAME LASTNAME}".
If PROXY RELATIONSHIP = 2 (SPOUSE/PARTNER), display "SP FIRSTNAME LASTNAME".
Otherwise, display "SPOUSE/PARTNER FIRSTNAME LASTNAME".

If HP2 = 2 (HAVE TRADITIONAL MORTGAGE) or HP2 = 3 (HAVE REVERSE MORTGAGE), display "other kinds of".

QUESTION TEXT:

These next questions are about {other kinds of} debt.

{Do you/Does SP} {or {SP FIRSTNAME LASTNAME/SPOUSE/PARTNER FIRSTNAME LASTNAME}} usually pay off
all credit card balances every month or only the minimum amount due?

CODES

1	PAY OFF BALANCE	EW5
2	PAY MINIMUM	
3	PAY MORE THAN MINIMUM, BUT NOT ENTIRE BALANCE	
4	DON'T HAVE ANY CREDIT CARDS	EW5
	REFUSED	
	DON'T KNOW	

EW2

VARIABLE NAME(S) AND LABEL(S):

ew12crecarddeb R12 EW2 TOTAL CREDIT CARD DEBT

DISPLAY INSTRUCTIONS:

If CAPI PHONE = 3 (FIP), display "look at this card and" and "IF NEEDED: Would you say less than \$1,000,
\$1,000 to less than \$2,000, \$2,000 to less than \$4,000, \$4,000 to less than \$6,000, \$6,000 to less than \$10,000,
\$10,000 to less than \$20,000, or \$20,000 or more?"

If CAPI PHONE < > 3 (FIP) display "Would you say less than \$1,000, \$1,000 to less than \$2,000, \$2,000 to less
than \$4,000, \$4,000 to less than \$6,000, \$6,000 to less than \$10,000, \$10,000 to less than \$20,000, or \$20,000
or more?"

Respondent Interview (ALL) :: EW

QUESTION TEXT:

SHOW CARD EW1

Adding up all credit card balances, please {look at this card and} tell me which is closest to what is owed.
{Would you say less than \$1,000, \$1,000 to less than \$2,000, \$2,000 to less than \$4,000, \$4,000 to less than \$6,000, \$6,000 to less than \$10,000, \$10,000 to less than \$20,000, or \$20,000 or more?}

{IF NEEDED: Would you say less than \$1,000, \$1,000 to less than \$2,000, \$2,000 to less than \$4,000, \$4,000 to less than \$6,000, \$6,000 to less than \$10,000, \$10,000 to less than \$20,000, or \$20,000 or more?}

CODES

- 1 LESS THAN \$1,000
 - 2 \$1,000 TO LESS THAN \$2,000
 - 3 \$2,000 TO LESS THAN \$4,000
 - 4 \$4,000 TO LESS THAN \$6,000
 - 5 \$6,000 TO LESS THAN \$10,000
 - 6 \$10,000 TO LESS THAN \$20,000
 - 7 \$20,000 OR MORE
- REFUSED
- DON'T KNOW

EW3

VARIABLE NAME(S) AND LABEL(S):

ew12credcdmed R12 EW3 CREDIT CARD MEDICAL CARE

QUESTION TEXT:

Is any of the amount owed on credit cards for medical care?

CODES

- 1 YES
 - 2 NO EW5
- REFUSED EW5
- DON'T KNOW EW5

EW4

VARIABLE NAME(S) AND LABEL(S):

ew12amtcrdmed R12 EW4 AMT ON CARDS FOR MED CARE

QUESTION TEXT:

How much is for medical care? Would you say most, some, or a little of the amount owed?

CODES

1	MOST
2	SOME
3	A LITTLE
	REFUSED
	DON'T KNOW

EW5**VARIABLE NAME(S) AND LABEL(S):**

ew12medpaovtm	R12 EW5 MED BILLS PAID OVERTIME
----------------------	---------------------------------

DISPLAY INSTRUCTIONS:

If PROXY flag is null or PROXY RELATIONSHIP = 2 (SPOUSE/PARTNER), display "Do you".
Otherwise, display "Does SP".

If CURRENT INT SP MARITAL STATUS from PERSON ROSTER = 1 (MARRIED) or 2 (LIVING WITH A PARTNER),
display "or {SP FIRSTNAME LASTNAME/SPOUSE/PARTNER FIRSTNAME LASTNAME}".

If PROXY RELATIONSHIP = 2 (SPOUSE/PARTNER), display "SP FIRSTNAME LASTNAME".

Otherwise, display "SPOUSE/PARTNER FIRSTNAME LASTNAME".

Display "paid off over time" in underlined text.

QUESTION TEXT:

{Do you/Does SP} {or {SP FIRSTNAME LASTNAME/SPOUSE/PARTNER FIRSTNAME LASTNAME}} have any
medical bills that are being paid off over time?

CODES

1	YES	
2	NO	EW7
	REFUSED	EW7
	DON'T KNOW	EW7

EW6**VARIABLE NAME(S) AND LABEL(S):**

ew12ampadvrt	R12 EW6 AMT FOR MED BILL OVR TIME
---------------------	-----------------------------------

DISPLAY INSTRUCTIONS:

If CAPI PHONE = 3 (FIP), display "look at this card and" and "IF NEEDED: Would you say less than \$500, \$500
to less than \$1,000, \$1,000 to less than \$2,000, \$2,000 to less than \$4,000, \$4,000 to less than \$6,000,

\$6,000 to less than \$10,000, \$10,000 to less than \$20,000 or \$20,000 or more?"

If CAPI PHONE <> 3 display "Would you say less than \$500, \$500 to less than \$1,000, \$1,000 to less than \$2,000, \$2,000 to less than \$4,000, \$4,000 to less than \$6,000, \$6,000 to less than \$10,000, \$10,000 to less than \$20,000 or \$20,000 or more?"

QUESTION TEXT:

SHOW CARD EW2

Please {look at this card and }tell me which is closest to that amount. {Would you say less than \$500, \$500 to less than \$1,000, \$1,000 to less than \$2,000, \$2,000 to less than \$4,000, \$4,000 to less than \$6,000, \$6,000 to less than \$10,000, \$10,000 to less than \$20,000 or \$20,000 or more?}

{IF NEEDED: Would you say less than \$500, \$500 to less than \$1,000, \$1,000 to less than \$2,000, \$2,000 to less than \$4,000, \$4,000 to less than \$6,000, \$6,000 to less than \$10,000, \$10,000 to less than \$20,000 or \$20,000 or more?}

CODES

- | | |
|---|--------------------------------|
| 1 | LESS THAN \$500 |
| 2 | \$500 TO LESS THAN \$1,000 |
| 3 | \$1,000 TO LESS THAN \$2,000 |
| 4 | \$2,000 TO LESS THAN \$4,000 |
| 5 | \$4,000 TO LESS THAN \$6,000 |
| 6 | \$6,000 TO LESS THAN \$10,000 |
| 7 | \$10,000 TO LESS THAN \$20,000 |
| 8 | \$20,000 OR MORE |
| | REFUSED |
| | DON'T KNOW |

EW7

VARIABLE NAME(S) AND LABEL(S):

ew12finhlpfam R12 EW7 FINANCIAL HELP FRM FAMILY

DISPLAY INSTRUCTIONS:

If PROXY flag is null or PROXY RELATIONSHIP = 2 (SPOUSE/PARTNER), display "you".
Otherwise, display "SP".

If CURRENT INT SP MARITAL STATUS from PERSON ROSTER = 1 (MARRIED) or 2 (LIVING WITH A PARTNER),
display "or {SP FIRSTNAME LASTNAME/SPOUSE/PARTNER FIRSTNAME LASTNAME}"

If PROXY RELATIONSHIP = 2 (SPOUSE/PARTNER), display "SP FIRSTNAME LASTNAME".
Otherwise, display "SPOUSE/PARTNER FIRSTNAME LASTNAME".

If any PERSON ROSTER members have relationship codes = 3(DAUGHTER), 4 (SON), 7 (STEPDAUGHTER), or 8 (STEPSON), display "children or other".

QUESTION TEXT:

Family members often help each other out financially. The next questions are about last year, ending December 31, {CURRENT YEAR - 1 YEAR}.

Last year, did {you/SP} {or {SP FIRSTNAME LASTNAME/SPOUSE/PARTNER FIRSTNAME LASTNAME}} receive any financial help or financial gifts from {children or other} relatives, either regularly -- like every month -- or just every so often as needed?

CODES

1	YES	
2	NO	EW11
	REFUSED	EW11
	DON'T KNOW	EW11

BOX EW8

VARIABLE NAME(S) AND LABEL(S):

NOT ON FILE

If any PERSON ROSTER members have relationship codes = 3 (DAUGHTER), 4 (SON), 7 (STEPDAUGHTER), or 8 (STEPSON), go to EW8.
Otherwise, go to EW10.

EW8

VARIABLE NAME(S) AND LABEL(S):

ew12whohelfi1	R12 EW8 CHILD HELPED FINANCIALLY
ew12whohelfi2	R12 EW8 OTHER HELPED FINANCIALLY

DISPLAY INSTRUCTIONS:

If PROXY flag is null or PROXY RELATIONSHIP = 2 (SPOUSE/PARTNER), display "your".
Otherwise, display "SP's".

If CURRENT INT SP MARITAL STATUS from PERSON ROSTER = 1 (MARRIED) or 2 (LIVING WITH A PARTNER), display "or {SP FIRSTNAME LASTNAME/SPOUSE/PARTNER FIRSTNAME LASTNAME}'s".
If PROXY RELATIONSHIP = 2 (SPOUSE/PARTNER), display "SP FIRSTNAME LASTNAME".
Otherwise, display "SPOUSE/PARTNER FIRSTNAME LASTNAME".

QUESTION TEXT:

Was that one of {your/SP's} {or {SP FIRSTNAME LASTNAME/SPOUSE/PARTNER FIRSTNAME LASTNAME}} children or someone else who helped out (financially)?

SELECT ALL THAT APPLY

CODES **Code All That Apply**

1	CHILD/CHILDREN	
2	SOMEONE ELSE	EW10
	REFUSED	EW10
	DON'T KNOW	EW10

PROGRAMMER INSTRUCTIONS:

Allow code all that apply

EW9

VARIABLE NAME(S) AND LABEL(S):

op12chhlpfin R12 EW9 CHILDREN WHO HELP FINANCE

DISPLAY INSTRUCTIONS:

Display PERSON ROSTER members with relationship codes = 3 (DAUGHTER), 4 = (SON), 7 (STEPDAUGHTER), or 8 (STEPSON) with FIRST NAME, LAST NAME, and RELATIONSHIP TO SP.

QUESTION TEXT:

Which children helped out (financially)?

PROBE: Any other children?

SELECT ALL THAT APPLY

ENTER TEXT

PROGRAMMER INSTRUCTIONS:

Allow code all that apply

For each roster selection at EW9, set HELPEDSPFINANCIALLY flag = 1 (YES) to person roster.

EW10

VARIABLE NAME(S) AND LABEL(S):

ew12atchhelyr R12 EW10 AMT FROM CHILDR LST YR

DISPLAY INSTRUCTIONS:

If CAPI PHONE = 3 (FIP), display "look at this card and" and "IF NEEDED: Would you say less than \$500, \$500 to less than \$1,000, \$1,000 to less than \$2,000, \$2,000 to less than \$4,000, \$4,000 to less than \$6,000, \$6,000 to less than \$10,000, \$10,000 to less than \$20,000 or \$20,000 or more?"

If CAPI PHONE <> 3 display "Would you say less than \$500, \$500 to less than \$1,000, \$1,000 to less than \$2,000, \$2,000 to less than \$4,000, \$4,000 to less than \$6,000, \$6,000 to less than \$10,000, \$10,000 to less than \$20,000 or \$20,000 or more?".

QUESTION TEXT:

SHOW CARD EW2

Please {look at this card and }tell me which is closest to the amount in {CURRENT YEAR – 1}. {Would you say less than \$500, \$500 to less than \$1,000, \$1,000 to less than \$2,000, \$2,000 to less than \$4,000, \$4,000 to less than \$6,000, \$6,000 to less than \$10,000, \$10,000 to less than \$20,000 or \$20,000 or more?}

{IF NEEDED: Would you say less than \$500, \$500 to less than \$1,000, \$1,000 to less than \$2,000, \$2,000 to less than \$4,000, \$4,000 to less than \$6,000, \$6,000 to less than \$10,000, \$10,000 to less than \$20,000 or \$20,000 or more?}

or more?}}

CODES

1	LESS THAN \$500
2	\$500 TO LESS THAN \$1,000
3	\$1,000 TO LESS THAN \$2,000
4	\$2,000 TO LESS THAN \$4,000
5	\$4,000 TO LESS THAN \$6,000
6	\$6,000 TO LESS THAN \$10,000
7	\$10,000 TO LESS THAN \$20,000
8	\$20,000 OR MORE
	REFUSED
	DON'T KNOW

EW11

VARIABLE NAME(S) AND LABEL(S):

ew12fingftfam R12 EW11 FINANCIAL GIFTS TO FAMLY

DISPLAY INSTRUCTIONS:

If PROXY flag is null or PROXY RELATIONSHIP = 2 (SPOUSE/PARTNER), display "you".
Otherwise, display "SP".

If CURRENT INT SP MARITAL STATUS from PERSON ROSTER = 1 (MARRIED) or 2 (LIVING WITH A PARTNER)],
display "or {SP FIRSTNAME LASTNAME/SPOUSE/PARTNER FIRSTNAME LASTNAME}].

If PROXY RELATIONSHIP = 2 (SPOUSE/PARTNER), display "SP FIRSTNAME LASTNAME".

Otherwise display "SPOUSE/PARTNER FIRSTNAME LASTNAME".

If any PERSON ROSTER members have relationship codes = 3 (DAUGHTER), 4 (SON), 7 (STEPDAUGHTER), or 8 (STEPSON), display "children or other".

QUESTION TEXT:

Last year, ending December 31, {CURRENT YEAR - 1 YEAR}, did {you/SP} {or {SP FIRSTNAME
LASTNAME/SPOUSE/PARTNER FIRSTNAME LASTNAME}} give any financial help or financial gifts to {children
or other} relatives, either regularly – like every month – or just every so often as needed?

CODES

1	YES	
2	NO	BOX EW15
	REFUSED	BOX EW15
	DON'T KNOW	BOX EW15

BOX EW12

VARIABLE NAME(S) AND LABEL(S):

NOT ON FILE

If any PERSON ROSTER members have relationship codes = 3 (DAUGHTER), 4 (SON), 7 (STEPDAUGHTER), or 8 (STEPSON), go to EW12.
Otherwise, go to EW14.

EW12**VARIABLE NAME(S) AND LABEL(S):**

ew12whregoth1	R12 EW12 SP GAVE CHILD FINCL HLP
ew12whregoth2	R12 EW12 SP GAVE GRANDCHD FIN HLP
ew12whregoth3	R12 EW12 SP GAVE OTHR FINANCL HLP

DISPLAY INSTRUCTIONS:

If PROXY flag is null or PROXY RELATIONSHIP = 2 (SPOUSE/PARTNER), display "your".
Otherwise, display "SP's".

If CURRENT INT SP MARITAL STATUS from PERSON ROSTER = 1 (MARRIED) or 2 (LIVING WITH A PARTNER), display "or {SP FIRSTNAME LASTNAME/SPOUSE/PARTNER FIRSTNAME LASTNAME}'S".
If PROXY RELATIONSHIP = 2 (SPOUSE/PARTNER), display "SP FIRSTNAME LASTNAME".
Otherwise, display "SPOUSE/PARTNER FIRSTNAME LASTNAME".

QUESTION TEXT:

Was that (financial) help to one of {your/SP's} {or {SP FIRSTNAME LASTNAME/SPOUSE/PARTNER FIRSTNAME LASTNAME}'s} children, a grandchild, or someone else?

SELECT ALL THAT APPLY

CODES Code All That Apply

1	CHILD/CHILDREN	
2	GRANDCHILD/GRANDCHILDREN	EW14
3	SOMEONE ELSE	EW14
	REFUSED	EW14
	DON'T KNOW	EW14

PROGRAMMER INSTRUCTIONS:

Allow code all that apply

EW13**VARIABLE NAME(S) AND LABEL(S):**

op12hlpchfin	R12 EW13 HELPED CHILDREN FINANCE
---------------------	----------------------------------

DISPLAY INSTRUCTIONS:

Respondent Interview (ALL) :: EW

Display PERSON ROSTER members with relationship codes 3 (DAUGHTER), 4 (SON), 7 (STEPDAUGHTER), or 8 (STEPSON) with FIRST NAME, LAST NAME, and RELATIONSHIP TO SP.

QUESTION TEXT:

Which children were helped (financially)?

PROBE: Any other children?

SELECT ALL THAT APPLY

ENTER TEXT

PROGRAMMER INSTRUCTIONS:

Allow code all that apply

For each roster selection at EW13, set SPHELPEDFINANCIALLY flag = 1 (YES) to person roster.

EW14

VARIABLE NAME(S) AND LABEL(S):

ew12amthlpgiv

R12 EW14 AMOUNT OF HELP GIVEN

DISPLAY INSTRUCTIONS:

If CAPI PHONE = 3 (FIP), display “look at this card and” and “IF NEEDED: Would you say less than \$500, \$500 to less than \$1,000, \$1,000 to less than \$2,000, \$2,000 to less than \$4,000, \$4,000 to less than \$6,000, \$6,000 to less than \$10,000, \$10,000 to less than \$20,000 or \$20,000 or more?”

If CAPI PHONE <> 3 display “Would you say less than \$500, \$500 to less than \$1,000, \$1,000 to less than \$2,000, \$2,000 to less than \$4,000, \$4,000 to less than \$6,000, \$6,000 to less than \$10,000, \$10,000 to less than \$20,000 or \$20,000 or more?”

QUESTION TEXT:

SHOW CARD EW2

Please {look at this card and }tell me which is closest to the amount in {CURRENT YEAR – 1}. {Would you say less than \$500, \$500 to less than \$1,000, \$1,000 to less than \$2,000, \$2,000 to less than \$4,000, \$4,000 to less than \$6,000, \$6,000 to less than \$10,000, \$10,000 to less than \$20,000 or \$20,000 or more?}

{IF NEEDED: Would you say less than \$500, \$500 to less than \$1,000, \$1,000 to less than \$2,000, \$2,000 to less than \$4,000, \$4,000 to less than \$6,000, \$6,000 to less than \$10,000, \$10,000 to less than \$20,000 or \$20,000 or more?}

CODES

- | | |
|---|--------------------------------|
| 1 | LESS THAN \$500 |
| 2 | \$500 TO LESS THAN \$1,000 |
| 3 | \$1,000 TO LESS THAN \$2,000 |
| 4 | \$2,000 TO LESS THAN \$4,000 |
| 5 | \$4,000 TO LESS THAN \$6,000 |
| 6 | \$6,000 TO LESS THAN \$10,000 |
| 7 | \$10,000 TO LESS THAN \$20,000 |
| 8 | \$20,000 OR MORE |
| | REFUSED |

BOX EW15**VARIABLE NAME(S) AND LABEL(S):**

NOT ON FILE

Go to EW15.

EW15**VARIABLE NAME(S) AND LABEL(S):**

ew12progneed1	R12 EW15 SP RECEIVD FOOD STAMPS
ew12progneed2	R12 EW15 SP REC OTHR FOOD ASST
ew12progneed3	R12 EW15 SP REC GAS ENERGY ASST

DISPLAY INSTRUCTIONS:

If PROXY flag is null, or PROXY RELATIONSHIP = 2 (SPOUSE/PARTNER), display "you".
Otherwise, display "SP".

If CURRENT INT SP MARITAL STATUS from PERSON ROSTER = 1 (MARRIED) or 2 (LIVING WITH A PARTNER),
display "or {SP FIRSTNAME LASTNAME/SPOUSE/PARTNER FIRSTNAME LASTNAME}".
If PROXY RELATIONSHIP = 2 (SPOUSE/PARTNER), display "SP FIRSTNAME LASTNAME".
Otherwise, display "SPOUSE/PARTNER FIRSTNAME LASTNAME".

Use "Same Question Stem" display for EW15[a-c].

If at EW15a, do not display question text in brackets.
Otherwise, display question text in brackets.

Display "In the last year" in bold underlined text.

QUESTION TEXT:

{{}} There are several state and federal programs that help people in need. In the last year, did {you/SP} {or
{SP FIRSTNAME LASTNAME/SPOUSE/PARTNER FIRSTNAME LASTNAME}} receive help from any of these
programs? {{}}

RESPONSE [1] a. Food stamps (also called the Supplemental Nutrition Assistance Program, or SNAP)?
RESPONSE [2] b. Other food assistance such as Meals-on-Wheels?
RESPONSE [3] c. Gas, electricity, or other energy assistance?

CODES

1	YES
---	-----

2 NO
REFUSED
DON'T KNOW

PROGRAMMER INSTRUCTIONS:

Array the responses and variable text columns in the panel.
Display "variable text" in the a-c sequence until all rows have been displayed.

EW16

VARIABLE NAME(S) AND LABEL(S):

ew12mealskip1 R12 EW16 SKIP MEALS NO MONEY

DISPLAY INSTRUCTIONS:

If PROXY flag is null or PROXY RELATIONSHIP = 2 (SPOUSE/PARTNER), display "you".
Otherwise, display "SP".

If CURRENT INT SP MARITAL STATUS from PERSON ROSTER = 1 (MARRIED) or 2 (LIVING WITH A PARTNER),
display "or {SP FIRSTNAME LASTNAME/SPOUSE/PARTNER FIRSTNAME LASTNAME}".
If PROXY RELATIONSHIP = 2 (SPOUSE/PARTNER), display "SP FIRSTNAME LASTNAME".
Otherwise, display "SPOUSE/PARTNER FIRSTNAME LASTNAME".

Display "last month" in underlined text.

QUESTION TEXT:

We know people sometimes find it hard to make ends meet. Thinking about the last month, did {you/SP} {or {SP FIRSTNAME LASTNAME/SPOUSE/PARTNER FIRSTNAME LASTNAME}} skip any meals because there was not enough food, or money to buy food?

CODES

1	YES	
2	NO	EW18
	REFUSED	EW18
	DON'T KNOW	EW18

EW17

VARIABLE NAME(S) AND LABEL(S):

ew12mealskip2 R12 EW17 SKIP MEALS HOW OFTEN

DISPLAY INSTRUCTIONS:

If PROXY flag is null or PROXY RELATIONSHIP = 2 (SPOUSE/PARTNER), display "you".
Otherwise, display "SP".

If CURRENT INT SP MARITAL STATUS from PERSON ROSTER = 1 (MARRIED) or 2 (LIVING WITH A PARTNER),
display "or {SP FIRSTNAME LASTNAME/SPOUSE/PARTNER FIRSTNAME LASTNAME}".
If PROXY RELATIONSHIP = 2 (SPOUSE/PARTNER), display "SP FIRSTNAME LASTNAME".
Otherwise, display "SPOUSE/PARTNER FIRSTNAME LASTNAME".

Display "last month" in underlined text.

QUESTION TEXT:

How many days in the last month did {you/SP} {or {SP FIRSTNAME LASTNAME/SPOUSE/PARTNER FIRSTNAME LASTNAME}} skip meals? Would you say nearly every day, more than half the days, several days, but less than half the days, or a few days?

CODES

- | | |
|---|-------------------------------|
| 1 | NEARLY EVERY DAY |
| 2 | MORE THAN HALF THE DAYS |
| 3 | SEVERAL DAYS (LESS THAN HALF) |
| 4 | A FEW DAYS |
| | REFUSED |
| | DON'T KNOW |

EW18**VARIABLE NAME(S) AND LABEL(S):**

ew12nopayhous	R12 EW18 NO MONEY FOR HOUSING
ew12nopayutil	R12 EW18 NO MONEY FOR UTILITIES
ew12nopaymed	R12 EW18 NO MONEY FOR MEDICAL

DISPLAY INSTRUCTIONS:

Use "Same Question Stem" display for EW18 [a-c].
Display "last year" in underlined text.

If at EW18a, do not display question text in brackets.
Otherwise, display question text in brackets.

QUESTION TEXT:

{{}}Were there times in the last year when {you/SP} did not have enough money to... {{}}

RESPONSE [1] a. pay the rent or mortgage?
RESPONSE [2] b. pay utility bills (gas, electric)?
RESPONSE [3] c. pay medical or prescription drug bills?

CODES

- | | |
|---|------------|
| 1 | YES |
| 2 | NO |
| | REFUSED |
| | DON'T KNOW |

PROGRAMMER INSTRUCTIONS:

Array the responses and variable text columns in the panel.
Display "variable text" in the a-c sequence until all rows have been displayed.

Go to Section HL - Helpers.

Respondent Interview (ALL)

Section HL [HELPERS]

Sequence: 44

BOX HL1PRE

VARIABLE NAME(S) AND LABEL(S):

NOT ON FILE

If no PERSON ROSTER MEMBERS are flagged = 1 (YES) for
HELPSGOOUTSIDE and
HELPSAROUNDINSIDE and
HELPSOUTOF BED and
TOOKPLACESMOSTOFTEN and
TOOKPLACES and
HELPSWITHEATING and
HELPSWITHBATHING and
HELPSWITHTOILETING and
HELPSWITHDRESSING and
HELPEWITHLAUNDRY and
HELPEWITHSHOPPING and
HELPEWITHMEALS and
HELPEWITHBANKING and
HELPEWITHMONEYMATTERS and
HELPEWITHMONEYMATTERS and
HELPEWITHMONEYMATTERS and
SATINWITHDOCTOR and
HELPEWITHMONEYMATTERS and
HELPEWITHMONEYMATTERS and
go to Section LS - NLTCS Questions.

Else if the only PERSON ROSTER MEMBERS flagged = 1 (YES) for
HELPSGOOUTSIDE and
HELPSAROUNDINSIDE and
HELPSOUTOF BED and
TOOKPLACESMOSTOFTEN and
TOOKPLACES and
HELPSWITHEATING and
HELPSWITHBATHING and
HELPSWITHTOILETING and
HELPSWITHDRESSING and
HELPEWITHLAUNDRY and
HELPEWITHSHOPPING and
HELPEWITHMEALS and
HELPEWITHBANKING and
HELPEWITHMONEYMATTERS and
HELPEWITHMONEYMATTERS and
SATINWITHDOCTOR and
HELPEWITHMONEYMATTERS and
HELPEWITHMONEYMATTERS and
are STAFF PERSON FROM PLACE SP LIVES or RESTAURANT/TAKE OUT SERVICES (for HELPEWITHMEALS),
or MEALS ON WHEELS (for HELPEWITHMEALS), go to Section LS - NLTCS Questions.

Otherwise, go to HL1PRE.

HL1PRE

VARIABLE NAME(S) AND LABEL(S):

NOT ON FILE

QUESTION TEXT:

Next I have a few questions about the people who you said help {you/SP} with daily activities.

PRESS 1 AND ENTER TO CONTINUE

ENTER TEXT

Length1

BOX HL1

VARIABLE NAME(S) AND LABEL(S):

op12ishelperR12 BXHL1 ELIGIBLE HL SECTION

For each PERSON ROSTER MEMBER flagged = 1 (YES) for
HELPSGOOUTSIDE or
HELPSAROUNDINSIDE or
HELPSOUTOF BED or
TOOKPLACESMOSTOFTEN or
TOOKPLACES or
HELPSWITHEATING or
HELPSWITHBATHING or
HELPSWITHTOILETING or
HELPSWITHDRESSING or
HELPEDWITHLAUNDRY or
HELPEDWITHSHOPPING or
HELPEDWITHMEALS or
HELPEDWITHBANKING or
HELPEDWITHMONEYMATTERS or
HELPEPTRACKMEDS or
SATINWITHDOCTOR or
HELPEDMAKEINSURANCEDECISIONs
who is not a STAFF PERSON FROM PLACE SP LIVES or RESTAURANT/TAKE OUT SERVICES (for
HELPEDWITHMEALS), or MEALS ON WHEELS (for HELPEDWITH MEALS), set HELPER flag=1 (YES).

Write HELPER flag to PERSON ROSTER for each roster member.

Loop through HL1 and HL8 for each PERSON ROSTER MEMBER with a HELPER flag =1 (YES).

HL1

VARIABLE NAME(S) AND LABEL(S):**op12helpsched**

R12 HL1 HELP IS REG SCHEDULED

QUESTION TEXT:

Does {PERSON ROSTER MEMBER FIRSTNAME LASTNAME} help on a regular schedule, or does his/her schedule vary? By a regular schedule, we mean the same days and times every week.

CODES

1	REGULAR	
2	VARIED	HL3
	REFUSED	HL3
	DON'T KNOW	HL3

PROGRAMMER INSTRUCTIONS:

Write HELPSCHEDULE response to PERSON ROSTER for roster member.

HL2**VARIABLE NAME(S) AND LABEL(S):****op12numdayswk**

R12 HL2 NUM DAYS HELP PER WK

QUESTION TEXT:

In the last month, on how many days per week did {PERSON ROSTER MEMBER FIRST NAME LASTNAME} help {you/SP}?

ENTER NUMBER OF DAYS

ENTER NUMBER

Range	0 to 7
REFUSED	
DON'T KNOW	

PROGRAMMER INSTRUCTIONS:

Write #DAYSHelpWEEK response to PERSON ROSTER for roster member.

BOX HL3**VARIABLE NAME(S) AND LABEL(S):**

NOT ON FILE

If HL2 = DK, or RF, go to BOX HL5.

If HL2 = 0, go to HL3.

Otherwise, go to HL4.

HL3

VARIABLE NAME(S) AND LABEL(S):

op12numdaysmn R12 HL3 NUM DAYS HELP PER MON

QUESTION TEXT:

In the last month, on how many days did {PERSON ROSTER MEMBER FIRST NAME LASTNAME} help {you/SP}?

ENTER NUMBER OF DAYS

ENTER NUMBER

Range 0 to 31
REFUSED
DON'T KNOW

PROGRAMMER INSTRUCTIONS:

Write #DAYSHELPMONTH response to PERSON ROSTER for roster member.

BOX HL4

VARIABLE NAME(S) AND LABEL(S):

NOT ON FILE

If HL3 = 0, DK, or RF, go to BOX HL5.

Otherwise, go to HL4.

HL4

VARIABLE NAME(S) AND LABEL(S):

op12numhrsday R12 HL4 NUM HRS HELP PER DAY

QUESTION TEXT:

On days when {PERSON ROSTER MEMBER FIRST NAME LASTNAME} helped, about how many hours per day did (he/she) help {you/SP}?

ENTER NUMBER OF HOURS

IF LESS THAN 1 HOUR, ENTER ZERO

ENTER NUMBER

Range	0 to 24
REFUSED	
DON'T KNOW	

PROGRAMMER INSTRUCTIONS:

Write #HOURSHELP response to PERSON ROSTER for roster member.

BOX HL5**VARIABLE NAME(S) AND LABEL(S):**

NOT ON FILE

If PERSON ROSTER member relationship = 2 (SPOUSE/PARTNER), go to BOX HL9.

Else if PERSON ROSTER member relationship = 31 (PAID AIDE/HOUSEKEEPER/EMPLOYEE), go to HL6.

Otherwise, go to HL5.

HL5**VARIABLE NAME(S) AND LABEL(S):**

op12paidhelpr	R12 HL5 HELPER IS PAID
---------------	------------------------

QUESTION TEXT:

Is {PERSON ROSTER MEMBER FIRST NAME LASTNAME} paid to provide this help?

IF NEEDED: By paid help, we mean paid by someone as part of a job. We will ask next who pays the person.

CODES

1	YES	
2	NO	BOX HL9
	REFUSED	BOX HL9
	DON'T KNOW	BOX HL9

PROGRAMMER INSTRUCTIONS:

Write PAIDHELP response to PERSON ROSTER for roster member.

HL6**VARIABLE NAME(S) AND LABEL(S):**

Respondent Interview (ALL) :: HL

op12sppayshlp	R12 HL6 SP PAYS FOR HELP
op12govpayhlp	R12 HL6 GOVT PAYS FOR HELP
op12inspayhlp	R12 HL6 INSUR PAYS FOR HELP
op12othpayhlp	R12 HL6 OTHER PAYS FOR HELP

QUESTION TEXT:

Is {PERSON ROSTER MEMBER FIRST NAME LASTNAME} paid by {you/SP}, {your/his/her} family, by a government program, by {your/his/her} insurance, or what?

SELECT ALL THAT APPLY

CODES	Code All That Apply	
1	SP AND/OR FAMILY	BOX HL7
2	GOVERNMENT PROGRAM	BOX HL7
3	INSURANCE	BOX HL7
91	OTHER (SPECIFY)	
	REFUSED	BOX HL7
	DON'T KNOW	BOX HL7

PROGRAMMER INSTRUCTIONS:

Allow code all that apply.

Write WHOPAYS response to PERSON ROSTER for roster member.

HL6a

VARIABLE NAME(S) AND LABEL(S):

NOT ON FILE

QUESTION TEXT:

SPECIFY WHO PAYS FOR PERSON WHO HELPS {SP}.

ENTER TEXT

Length

50

BOX HL7

VARIABLE NAME(S) AND LABEL(S):

NOT ON FILE

If HL6=1 (SP AND/OR FAMILY), go to HL7.
 Else if HL6=2 (GOVERNMENT PROGRAM), go to HL8.
 Otherwise, go to BOX HL9.

HL7

VARIABLE NAME(S) AND LABEL(S):

op12payunit R12 HL7 PAYMENT UNIT

QUESTION TEXT:

How much did {you/SP} (and {your/his/her} family) pay {PERSON ROSTER MEMBER FIRST NAME LASTNAME} last month?

INDICATE RESPONSE UNIT

CODES

1	HOURLY	
2	WEEKLY	HL7B
3	MONTHLY	HL7C
4	DID NOT PAY IN LAST MONTH	BOX HL8
91	OTHER (SPECIFY)	HL7D
	REFUSED	BOX HL8
	DON'T KNOW	BOX HL8

PROGRAMMER INSTRUCTIONS:

Write PAYUNIT response to PERSON ROSTER for roster member.

HL7a

VARIABLE NAME(S) AND LABEL(S):

op12hourlypay R12 HL7A HOURLY AMOUNT PAID

DISPLAY INSTRUCTIONS:

Allow dollars and cents entries.

QUESTION TEXT:

ENTER HOURLY AMOUNT PAID
\$ _____.

ENTER NUMBER

Range	1 to 999.99
Soft Range	5 to 50

PROGRAMMER INSTRUCTIONS:

Write HOURLYAMOUNT response to PERSON ROSTER for roster member.
If valid amount given, skip to BOX HL8.

HL7b

VARIABLE NAME(S) AND LABEL(S):

op12weeklypay

R12 HL7B WEEKLY AMOUNT PAID

QUESTION TEXT:

ENTER WEEKLY AMOUNT PAID

\$ _____

ENTER NUMBER

Range

1 to 9999

Soft Range

50 to 1000

PROGRAMMER INSTRUCTIONS:

Write WEEKLYAMOUNT response to PERSON ROSTER for roster member.
If valid amount given, skip to BOX HL8.

HL7c

VARIABLE NAME(S) AND LABEL(S):

op12monthlypy

R12 HL7C MONTHLY AMOUNT PAID

QUESTION TEXT:

ENTER MONTHLY AMOUNT PAID

\$ _____

ENTER NUMBER

Range

1 to 9999

Soft Range

50 to 5000

PROGRAMMER INSTRUCTIONS:

Write MONTHLYAMOUNT response to PERSON ROSTER for roster member.

Go to BOX HL8.

HL7d

VARIABLE NAME(S) AND LABEL(S):

NOT ON FILE

QUESTION TEXT:

SPECIFY OTHER RATE OF PAYMENT

ENTER TEXT

BOX HL8

VARIABLE NAME(S) AND LABEL(S):

NOT ON FILE

If HL6=2 (GOVERNMENT PROGRAM), go to HL8.

Otherwise, go to BOX HL9.

HL8

VARIABLE NAME(S) AND LABEL(S):

op12progmpaid

R12 HL8 PROGRAM PAID FOR HELPER

DISPLAY INSTRUCTIONS:

Display “, also known as {STATE NAME FOR MEDICAID PROGRAM}” if state name for Medicaid is not “Medicaid”.

QUESTION TEXT:

Do you know whether this program is Medicaid {, also known as {STATE MEDICAID PROGRAM NAME}}, Medicare, a state program, or something else?

CODES

1	MEDICAID	BOX HL9
2	MEDICARE	BOX HL9
3	STATE PROGRAM	BOX HL9
91	OTHER (SPECIFY)	
	REFUSED	BOX HL9
	DON'T KNOW	BOX HL9

PROGRAMMER INSTRUCTIONS:

Use NHATS State Name for Medicaid file for {STATE NAME FOR MEDICAID PROGRAM} display.
Write PROGRAMPAID response to PERSON ROSTER for roster member.

HL8a

VARIABLE NAME(S) AND LABEL(S):

NOT ON FILE

QUESTION TEXT:

SPECIFY OTHER PROGRAM

ENTER TEXT

Length 50

BOX HL9

VARIABLE NAME(S) AND LABEL(S):

NOT ON FILE

Go to HL1 for next PERSON ROSTER MEMBER with HELPER flag=1 (YES).
If no additional PERSON ROSTER MEMBER with HELPER flag=1 (YES), go to Section CC - Caregiver Contact Info.

Derived Variables from Items in the HL Section

VARIABLE NAME(S) AND LABEL(S):

op12dhrrsmth R12 D HL2 HL3 HL4 HRS HELP MONTH

Respondent Interview (ALL)

Section LS [NLTCS QUESTIONS]

Sequence: 47

LS1PRE

VARIABLE NAME(S) AND LABEL(S):

NOT ON FILE

QUESTION TEXT:

The last few questions we have for you may sound very similar to what you have heard already, but we need your answers to understand how differences in question wording affect health and aging trends.

PRESS 1 AND ENTER TO CONTINUE

LS1

VARIABLE NAME(S) AND LABEL(S):

Is12evdayact1	R12 LS1 EATING W OUT HELP SP EQUIP
Is12evdayact2	R12 LS1 GET IN OUT BED W OUT HELP
Is12evdayact3	R12 LS1 GET IN OUT CHR W OUT HELP
Is12evdayact4	R12 LS1 WALK INSIDE WITHOUT HELP
Is12evdayact5	R12 LS1 GO OUTSIDE W OUT HLP SP EQ
Is12evdayact6	R12 LS1 DRESSING WITHOUT HELP
Is12evdayact7	R12 LS1 BATHING WITHOUT HELP
Is12evdayact8	R12 LS1 TOILETING WITHOUT HELP

DISPLAY INSTRUCTIONS:

Use "Same Question Stem" display for LS1[a-h].

If at LS1a, do not display question text in brackets.
Otherwise, display question text in brackets.

QUESTION TEXT:

{{}}The next few questions are about {your/SP's} ability to do everyday activities without help. By help, I mean either the help of another person, including the people who live with {you/him/her}, or the help of special equipment. {{}}

{{}}{Do you/Does SP} have any problem...{{}}

{variable text a-h}

RESPONSE [1] a. eating without the help of another person or special equipment?
 RESPONSE [2] b. getting in or out of bed without help?
 RESPONSE [3] c. getting in or out of chairs without help?
 RESPONSE [4] d. walking around inside without help?
 RESPONSE [5] e. going outside without the help of another person or special equipment?
 RESPONSE [6] f. dressing without help?
 RESPONSE [7] g. bathing without help?
 RESPONSE [8] h. getting to the bathroom or using the toilet?

CODES

1 YES
 2 NO
 3 CAN'T DO/DON'T DO
 REFUSED
 DON'T KNOW

PROGRAMMER INSTRUCTIONS:

Array the responses and Variable text columns in the panel.

Display 'variable text' in the a-h sequence until all rows have been displayed.

LS2

VARIABLE NAME(S) AND LABEL(S):

Is12ableto1 R12 LS2 PREPARE MEALS W OUT HELP
 Is12ableto2 R12 LS2 LAUNDRY WITHOUT HELP
 Is12ableto3 R12 LS2 SP ABLE LIGHT HOUSEWORK
 Is12ableto4 R12 LS2 SHOP FOR GROC WOUT HELP
 Is12ableto5 R12 LS2 SP ABLE MANAGE MONEY
 Is12ableto6 R12 LS2 SP TAKE MEDS WOUT HELP
 Is12ableto7 R12 LS2 SP MAKE TELEPHONE CALLS

DISPLAY INSTRUCTIONS:

Use "Same Question Stem" display for LS2[a-g].

If at LS2a, do not display question text in brackets.
 Otherwise, display question text in brackets.

QUESTION TEXT:

{[}{Are you/Is SP} able to...{]}

IF SP DOES NOT DO, BUT IS ABLE TO DO AN ACTIVITY, CODE "YES" FOR THE ACTIVITY

{variable text a-g}

RESPONSE [1] a. prepare meals without help?
 RESPONSE [2] b. do laundry without help?
 RESPONSE [3] c. do light housework such as washing dishes?
 RESPONSE [4] d. shop for groceries without help?
 RESPONSE [5] e. manage money, such as keeping track of bills and handling cash?
 RESPONSE [6] f. take medicine without help?

RESPONSE [7] g. make telephone calls without help?

CODES

- | | |
|---|------------|
| 1 | YES |
| 2 | NO |
| | REFUSED |
| | DON'T KNOW |

PROGRAMMER INSTRUCTIONS:

Array the responses and Variable text columns in the panel.

Display 'variable text' in the a-g sequence until all rows have been displayed.

BOX LS3

VARIABLE NAME(S) AND LABEL(S):

NOT ON FILE

If LS2a=2 (NO), display LS3a.
If LS2b=2 (NO), display LS3b.
If LS2c=2 (NO), display LS3c.
If LS2d=2 (NO), display LS3d.
If LS2e=2 (NO), display LS3e.
If LS2f=2 (NO), display LS3f.
If LS2g=2 (NO), display LS3g.
Otherwise, go to Section CL – Closing.

LS3

VARIABLE NAME(S) AND LABEL(S):

ls12diskefrm1	R12 LS3 DIS KEEPS FROM MEAL PREP
ls12diskefrm2	R12 LS3 DIS KEEPS FROM LAUNDRY
ls12diskefrm3	R12 LS3 DIS KEEPS FRM LGHT HOUSWK
ls12diskefrm4	R12 LS3 DIS KEEPS FRM SHOP GROC
ls12diskefrm5	R12 LS3 DIS KEEPS FRM MANAGE MONY
ls12diskefrm6	R12 LS3 DIS KEEPS FROM TAKE MEDS
ls12diskefrm7	R12 LS3 DIS KEEPS FROM TELEPHONE

DISPLAY INSTRUCTIONS:

Use "Same Question Stem" display for LS3[a-g].

If at first item, do not display question text in brackets.

Otherwise, display question text in brackets.

QUESTION TEXT:

{{Does a disability or a health problem keep {you/SP} from...{{}}

{variable text a-g}

RESPONSE [1] a. preparing meals?

RESPONSE [2] b. doing laundry?

RESPONSE [3] c. doing light housework?

RESPONSE [4] d. shopping for groceries?

RESPONSE [5] e. managing money?

RESPONSE [6] f. taking medicine?

RESPONSE [7] g. making telephone calls?

CODES

1 YES

2 NO

REFUSED

DON'T KNOW

PROGRAMMER INSTRUCTIONS:

Array the responses and Variable text columns in the panel.

Display 'variable text' in the a-g sequence until all rows have been displayed.

Then go to Section CL – Closing.

Activities Admin (ALL)

Section CD [CLOCK DRAWING]

Sequence: 3

CD1PRE

VARIABLE NAME(S) AND LABEL(S):

NOT ON FILE

DISPLAY INSTRUCTIONS:

If Part 2 Proxy Flag = 1 display “There are a few activities that I would like to ask {SP} to do now.” and “IF NEEDED: REQUEST FOR SP TO JOIN YOU FOR ACTIVITIES.” and “SELECT WHETHER SP PRESENT OR JOINED” and “1 SP PRESENT OR JOINED” and “2 SP NOT PRESENT/ DID NOT JOIN”

Otherwise, display “PRESS 1 AND ENTER TO CONTINUE” and “1 CONTINUE”.

QUESTION TEXT:

{There are a few activities that I would like to ask {SP} to do now}

{IF NEEDED: REQUEST FOR SP TO JOIN YOU FOR ACTIVITIES}

{SELECT WHETHER SP PRESENT OR JOINED}

{PRESS 1 AND ENTER TO CONTINUE}

CODES

1 {SP PRESENT OR JOINED/CONTINUE}

2 {SP NOT PRESENT/DID NOT JOIN}

Section CC

CD1

VARIABLE NAME(S) AND LABEL(S):

cg12dclkdraw

R12 D SCORE OF CLOCK DRAWING TEST

DISPLAY INSTRUCTIONS:

Display "blank" in bold underlined text.

Display "REPEAT INSTRUCTIONS IF NEEDED" in bold underlined text.

If PHONE ONLY Flag <> 1 (not on phone), display “HAND SP A BLANK SHEET OF PAPER AND AN ERASABLE PEN
IF NEEDED, MAKE SURE SP HAS A WRITING SURFACE.” and “this”.

If PHONE ONLY Flag = 1 (YES), display “the”.

QUESTION TEXT:

SET STOPWATCH FOR 2 MINUTES IN COUNTDOWN MODE

{HAND SP A BLANK SHEET OF PAPER AND AN ERASABLE PEN

IF NEEDED, MAKE SURE SP HAS A WRITING SURFACE. }THEN SAY:

Activities Admin (ALL) :: CD

Please draw a clock on {this/the} piece of paper.

Start by drawing a large circle.

Put all the numbers in the circle and set the hands to show 11:10 (10 past 11).

START STOPWATCH

REPEAT INSTRUCTIONS IF NEEDED.

STOP ACTIVITY WHEN 2 MINS IS UP OR BEFORE IF SP SAYS DONE

PRESS 1 AND ENTER TO CONTINUE

CD1A

VARIABLE NAME(S) AND LABEL(S):

cg12atdrwclck

R12 CD1A SP ATTEMPT CLOCK DRAWING (PREVIOUSLY CG10A)

DISPLAY INSTRUCTIONS:

If PHONE ONLY = 1 (YES) display “:” and

“Please put the sheet you just used for the clock activity in the envelope addressed to Westat. Postage has been provided. Mail it in whatever way is easiest for you. You do not need to mail back the pen.”

Else display “, AFFIX SP ID LABEL ON THE LOWER LEFT HAND CORNER OF CLOCK DRAWING SHEET”

QUESTION TEXT:

INDICATE WHETHER SP ATTEMPTED CLOCK DRAWING

IF SP ATTEMPTED CLOCK DRAWING{, AFFIX SP ID LABEL ON THE LOWER LEFT HAND CORNER OF CLOCK DRAWING SHEET/:

Please put the sheet you just used for the clock activity in the envelope addressed to Westat. Postage has been provided. Mail it in whatever way is easiest for you. You do not need to mail back the pen.}

CODES

- | | |
|---|----------------------------------|
| 1 | SP ATTEMPTED CLOCK DRAWING |
| 2 | SP DID NOT ATTEMPT CLOCK DRAWING |
| 7 | SP REFUSED CLOCK DRAWING |

BOX CD2

VARIABLE NAME(S) AND LABEL(S):

NOT ON FILE

Derived Variables from Items in the CD Section

VARIABLE NAME(S) AND LABEL(S):

cg12dclkcoding	R12 D CLOCK CODING CERTAINTY MACHINE OR MANUAL
cg12dclkextract	R12 D CLOCK IMAGE EXTRACTED MACHINE OR MANUAL

Affix SP ID Label

ab12datemonth R12 AB COVER DATE MONTH

ab12dateyear R12 AB COVER DATE YEAR

Date:

		/			/	2	0		
m	m		d	d		y	y	y	y

Interviewer ID:

N	H	A	T				
---	---	---	---	--	--	--	--


National Health and Aging Trends Study

Activities Booklet



ACTIVITIES TO SET UP AND DEMONSTRATE

Transfer information from laptop screen. Mark administration for each activity "YES" or "NO" and copy to the administration box on the page listed for each activity.

ACTIVITY	ADMINISTER		PAGE
1. BALANCE STANDS	<input type="checkbox"/> YES	<input type="checkbox"/> NO	4
2. WALKING COURSE	<input type="checkbox"/> YES	<input type="checkbox"/> NO	16
			
	<input type="checkbox"/> WA3a. Doesn't use cane/walker around home	}	17
	<input type="checkbox"/> WA3b. Sometimes uses cane/walker around home		
	<input type="checkbox"/> WA3c. Always uses cane/walker around home		
3. CHAIR STANDS	<input type="checkbox"/> YES	<input type="checkbox"/> NO	22
4. GRIP STRENGTH	<input type="checkbox"/> YES RIGHT	<input type="checkbox"/> NO	28
	<input type="checkbox"/> YES LEFT		
5. WAIST CIRCUMFERENCE	YES		34
6. PEAK AIR FLOW	YES		38



GENERAL INSTRUCTIONS

- *Administer activities in the order presented in booklet*
- *Read/say **bold blue text** to SP EXACTLY as written*
- *Check that SP is wearing appropriate shoes (tennis shoes or shoes with less than 1-inch heels, but not slippers). If not, request SP to change shoes or put shoes on*
- *Check lighting to see if adequate for SP to see. If not, ask if there is a light you can turn on*
- *Identify place for SP to sit while watching you demonstrate activities*

GENERAL INSTRUCTIONS

Record start time:

<input type="text"/>	<input type="text"/>	:	<input type="text"/>	<input type="text"/>	<input type="text"/>	AM
<input type="text"/>	<input type="text"/>	:	<input type="text"/>	<input type="text"/>	<input type="text"/>	PM
HRS			MINS			
in12strtabhrs			R12 IN8 START TIME HOURS			
in12strtabmin			R12 IN8 START TIME MINUTES			
in12strtmampm			R12 IN8 START TIME AM OR PM			

Now I would like to ask you to try to perform a few simple movements, that is to move your body in different ways.

For each movement, I will first describe it and show it to you. Then I'd like you to try to do it.

If you feel it would be unsafe to try it, tell me, and we'll move on to the next one.

Do you have any questions before we begin?



THIS PAGE INTENTIONALLY LEFT BLANK

BALANCE STANDS

Balance Stands Administration:

BA1

☐ YES



☐ NO

GO TO WALKING COURSE p.16



- *Clear space for balance stands activity*
- *Get out stopwatch*



SIDE BY SIDE STAND

➤ Reset stopwatch to 0:00'00"00

Now I'll show you the first movement.

➤ Demonstrate with inside edges of your feet touching at the heels and toes



I want you to try to stand with your feet together, side-by-side, for about 10 seconds. You may use your arms, bend your knees, or move your body in order to keep your balance, but try not to move your feet. Try to hold this position until I tell you to stop.

Do you think it would be safe to try this?

BA2

☐ YES



☐ NO

GO TO BA3 ☒ 3. Not attempted

Help SP into position:

- Support SP's elbow with one hand while standing slightly behind and to the side
- Hold stopwatch behind SP's back
- Check SP's feet position

Are you ready?

YES



NO

GO TO BA3 ☒ 3. Not attempted

Ready, begin.



- Start stopwatch
- Remove support hand
- Step back half a step. Keep your hands near SP's elbow and back

After 10 seconds if SP is still holding position, say:

Stop.



SIDE BY SIDE STAND — RESULTS

ba12sxsresult R12 BA3 SIDE BY SIDE STAND RESULT BA3		
<input type="checkbox"/> 1. COMPLETED, HELD FOR 10 SEC	<input type="checkbox"/> 2. ATTEMPTED, NOT HELD FOR 10 SEC	<input type="checkbox"/> 3. NOT ATTEMPTED
 SEMI-TANDEM Next Page	<div>BA4</div> <p>Time held:</p> <div>  <input type="text"/> <input type="text"/> </div> <div> <div>SECS</div> <div>1/100</div> </div> <div> GO TO WALKING COURSE p.16 </div>	<div>BA5</div> <p>Reasons not attempted: <u>Mark all that apply</u></p> <p><input type="checkbox"/> 1. SP felt unsafe</p> <p><input type="checkbox"/> 2. Proxy felt unsafe for SP</p> <p><input type="checkbox"/> 3. You felt unsafe for SP/SP unsteady with support</p> <p><input type="checkbox"/> 4. SP unable to understand directions</p> <p><input type="checkbox"/> 9. Other, specify:</p> <div></div> <div> GO TO WALKING COURSE p.16 </div>

ba12blstdsecs R12 BA4A SECS SIDE BY SIDE STAND

ba12blstdhndr R12 BA4B HNRDS SIDE BY SIDE STND

ba12rsn1ssstd R12 BA5 1 NO STAND SP FELT UNSAFE

ba12rsn2ssstd R12 BA5 2 NO STAND PRXY FELT UNSF

ba12rsn3ssstd R12 BA5 3 NO STND INTWR FELT UNSF

ba12rsn4ssstd R12 BA5 4NO STND SP UNABL2UNDRSTD

ba12rsn9ssstd R12 BA5 9 NO STAND OTHER SPECIFY



SEMI-TANDEM STAND

➤ Reset stopwatch to 0:00'00"00

Now I'll show you the second movement.

➤ Demonstrate with inside edge of one foot touching the big toe of the other



I want you to try to stand with the side of the heel of one foot touching the big toe of the other foot for about 10 seconds. You may put either foot in front, whichever is more comfortable for you.

You may use your arms, bend your knees, or move your body in order to keep your balance, but try not to move your feet. Again, try to hold this position until I tell you to stop.

Do you think it would be safe to try this?

BA6

☐ YES



☐ NO

GO TO BA7 ☒ 3. Not attempted



Help SP into position:

- Support SP's elbow with one hand while standing slightly behind and to the side
- Hold stopwatch behind SP's back
- Check SP's feet position

Are you ready?

YES



NO

GO TO BA7 ☒ 3. Not attempted



Ready, begin.




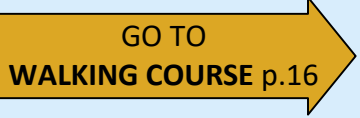
- Start stopwatch
- Remove support hand
- Step back half a step. Keep your hands near SP's elbow and back

After 10 seconds if SP is still holding position, say:

Stop.



SEMI-TANDEM STAND — RESULTS

ba12stdmreslt R12 BA7 SEMI TANDEM STAND RESULT BA7		
<input type="checkbox"/> 1. COMPLETED, HELD FOR 10 SEC	<input type="checkbox"/> 2. ATTEMPTED, NOT HELD FOR 10 SEC BA8	<input type="checkbox"/> 3. NOT ATTEMPTED BA9
 FULL TANDEM Next Page	Time held:  SECS 1/100 	Reasons not attempted: <u>Mark all that apply</u> <input type="checkbox"/> 1. SP felt unsafe <input type="checkbox"/> 2. Proxy felt unsafe for SP <input type="checkbox"/> 3. You felt unsafe for SP/SP unsteady with support <input type="checkbox"/> 4. SP unable to understand directions <input type="checkbox"/> 9. Other, specify: <div style="border: 1px solid black; height: 60px; width: 100%;"></div> 

ba12stdmsecs R12 BA8A SECS HELD SEMI TANDEM STD

ba12stdmhndr R12 BA8B HNRDS HLD SEMI TANDEM STD

ba12rsn1ststd R12 BA9 1 NO STNDM SP FELT UNSAFE

ba12rsn2ststd R12 BA9 2NO STNDM PRXY FELT UNSAF

ba12rsn3ststd R12 BA9 3 NO STNDM INTR FELT UNSF

ba12rsn4ststd R12 BA9 4NO STNDM SP UNABL2UNDSTD

ba12rsn9ststd R12 BA9 9 NO STNDM OTHER SPECIFY



FULL TANDEM STAND

- Reset stopwatch to 0:00'00"00

Now I'll show you the third movement.

- Demonstrate with heel of one foot in front of and touching toes of the other



I want you to try to stand with the heel of one foot in front of and touching the toes of the other foot for about 10 seconds. You may put either foot in front, whichever is more comfortable for you.

You may use your arms, bend your knees, or move your body in order to keep your balance, but try not to move your feet. Try to hold this position until I tell you to stop.

Do you think it would be safe to try this?

BA10

☐ YES



☐ NO

GO TO BA11 ☒ 3. Not attempted

Help SP into position:

- Support SP's elbow with one hand while standing slightly behind and to the side
- Hold stopwatch behind SP's back
- Check SP's feet position

Are you ready?

YES



NO

GO TO BA11 ☒ 3. Not attempted



Ready, begin.

- Start stopwatch
- Remove support hand
- Step back half a step. Keep your hands near SP's elbow and back

After 10 seconds if SP is still holding position, say:

Stop.

FULL TANDEM STAND — RESULTS

ba12ftdmreslt R12 BA11 FULL TANDEM STAND RESULT BA11		
<input type="checkbox"/> 1. COMPLETED, HELD FOR 10 SEC	<input type="checkbox"/> 2. ATTEMPTED, NOT HELD FOR 10 SEC	<input type="checkbox"/> 3. NOT ATTEMPTED
 <p>ONE LEG EYES OPEN Next Page</p>	<p>Time held:</p>  <p>SECS 1/100</p> <p>GO TO WALKING COURSE p.16</p>	<p>Reasons not attempted: Mark all that apply</p> <p><input type="checkbox"/> 1. SP felt unsafe</p> <p><input type="checkbox"/> 2. Proxy felt unsafe for SP</p> <p><input type="checkbox"/> 3. You felt unsafe for SP/SP unsteady with support</p> <p><input type="checkbox"/> 4. SP unable to understand directions</p> <p><input type="checkbox"/> 9. Other, specify:</p> <div style="border: 1px solid black; height: 60px; width: 100%;"></div> <p>GO TO WALKING COURSE p.16</p>

ba12ftdmsecs R12 BA12A SECS HLD FULL TANDEM STD

ba12ftdmhndr R12 BA12B HNRDS HLD FLL TANDEM STD

ba12rsn1ftstd R12 BA13 1 NO FTNDM SP FLT UNSAFE

ba12rsn2ftstd R12 BA13 2NO FTNDM PRXY FLT UNSAF

ba12rsn3ftstd R12 BA13 3 NO FTNDM INTR FLT UNSF

ba12rsn4ftstd R12 BA13 4NO FTNDM SP UNABL2UNDST

ba12rsn9ftstd R12 BA13 9 NO FTNDM OTHER SPECIFY



ONE LEG STAND EYES OPEN

- *Reset stopwatch to 0:00'00"00*

Now I'll show you the fourth movement.



- *Demonstrate with one leg raised a few inches off the ground*

I want you to try to stand on one leg, whichever one you want, and raise the other leg off the ground a few inches. Stand for as long as you can. I will stop you at 30 seconds.


You may use your arms, bend your knees, or move your body to keep your balance. Try not to move the foot on which you are standing and try not to let your legs touch each other. Try to hold this position until I tell you to stop. If you feel you are losing your balance take a step. I'll hold you up until you feel stable.

Do you think it would be safe to try this?

BA14

☐ YES 

☐ NO

GO TO BA15 ☒ 3. Not attempted 


Help SP into position:

- *Support SP's elbow with one hand while standing slightly behind and to the side*
- *Hold stopwatch behind SP's back*
- *Check SP's feet position: 1 foot raised*

Are you ready?

YES 

NO

GO TO BA15 ☒ 3. Not attempted 

Ready, begin.

- *Start stopwatch*
- *Remove support hand*
- *Step back half a step. Keep your hands near SP's elbow and back*



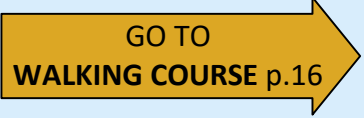
After 30 seconds if SP is still holding position, say:

Stop.



ONE LEG STAND EYES OPEN — RESULTS

ba12leoreslt R12 BA15 ONE LEG STAND EYES OPEN BA15

<input type="checkbox"/> 1. COMPLETED, HELD FOR 30 SEC	<input type="checkbox"/> 2. ATTEMPTED, NOT HELD FOR 30 SEC	<input type="checkbox"/> 3. NOT ATTEMPTED
<div style="text-align: center;">  ONE LEG EYES CLOSED Next Page </div>	<div style="text-align: right;">BA16</div> <p>Time held:</p> <div style="display: flex; justify-content: center; align-items: center;"> <div style="border: 1px solid black; width: 40px; height: 40px; margin: 2px;"></div> <div style="border: 1px solid black; width: 40px; height: 40px; margin: 2px;"></div> <div style="margin: 0 10px;">/</div> <div style="border: 1px solid black; width: 40px; height: 40px; margin: 2px;"></div> <div style="border: 1px solid black; width: 40px; height: 40px; margin: 2px;"></div> </div> <div style="display: flex; justify-content: center; align-items: center; margin-top: 5px;"> <div style="background-color: #808080; color: white; padding: 2px 5px; margin: 0 5px;">SECS</div> <div style="background-color: #808080; color: white; padding: 2px 5px; margin: 0 5px;">1/100</div> </div> <div style="text-align: center; margin-top: 20px;">  GO TO WALKING COURSE p.16 </div>	<div style="text-align: right;">BA17</div> <p>Reasons not attempted: <u>Mark all that apply</u></p> <p><input type="checkbox"/> 1. SP felt unsafe</p> <p><input type="checkbox"/> 2. Proxy felt unsafe for SP</p> <p><input type="checkbox"/> 3. You felt unsafe for SP/SP unsteady with support</p> <p><input type="checkbox"/> 4. SP unable to understand directions</p> <p><input type="checkbox"/> 9. Other, specify:</p> <div style="border: 1px solid black; height: 60px; width: 100%; margin-top: 5px;"></div> <div style="text-align: center; margin-top: 20px;">  GO TO WALKING COURSE p.16 </div>

ba12leosfsec R12 BA16A SECS HLD 1LEG EYES OPEN

ba12eohndr R12 BA16B HNRDS HLD 1LEG EYE OPEN

ba12rsn1leo R12 BA17 1 NO1LEGEO SP FLT UNSAFE

ba12rsn2leo R12 BA17 2NO1LEGEO PRXY FLT UNSAF

ba12rsn3leo R12 BA17 3 NO1LEGEO INTR FLT UNSF

ba12rsn4leo R12 BA17 4NO1LEGEO SP UNABL2UNDST

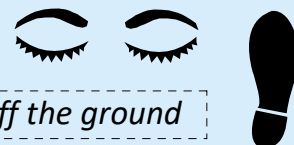
ba12rsn9leo R12 BA17 9NO1LEGEO OTHER SPECIFY



ONE LEG STAND EYES CLOSED

➤ *Reset stopwatch to 0:00'00"00*

Now I'll show you the last of these movements.



➤ *Demonstrate with eyes closed and one leg raised a few inches off the ground*

This time I want you to close your eyes and try to stand on one leg, whichever one you want, and raise the other leg off the ground a few inches. Stand for as long as you can. I will stop you at 30 seconds.

You may use your arms, bend your knees, or move your body to keep your balance. Try not to move the foot on which you are standing and try not to let your legs touch each other. Try to hold this position until I tell you to stop. If you feel you are losing your balance take a step. I'll hold you up until you feel stable.

Do you think it would be safe to try this?

BA18

☐ YES



☐ NO

GO TO BA19 ☒ 3. Not attempted

Please close your eyes. When you are ready, lift one leg off the ground a few inches. I will not let go until you say you are ready.

Help SP into position:

- *Support SP's elbow with one hand while standing slightly behind and to the side*
- *Hold stopwatch behind SP's back*
- *Check SP's feet position: 1 foot raised and eyes closed*

Are you ready?

YES



NO

GO TO BA19 ☒ 3. Not attempted

Ready, begin.

- *Start stopwatch*
- *Remove support hand*
- *Step back half a step. Keep your hands near SP's elbow and back*

After 30 seconds if SP is still holding position, say:

Stop.

ONE LEG STAND EYES CLOSED — RESULTS

ba12lecsreslt R12 BA19 ONE LEG STAND EYES CLOS		BA19
<input type="checkbox"/> 1. COMPLETED, HELD FOR 30 SEC	<input type="checkbox"/> 2. ATTEMPTED, NOT HELD FOR 30 SEC	<input type="checkbox"/> 3. NOT ATTEMPTED
<div style="text-align: right;">BA20</div> <div style="text-align: center;"> <p>Time held:</p> <div style="display: flex; justify-content: center; align-items: center;"> <div style="border: 1px solid black; width: 40px; height: 40px; margin: 0 5px;"></div> <div style="border: 1px solid black; width: 40px; height: 40px; margin: 0 5px;"></div> <div style="margin: 0 10px;">/</div> <div style="border: 1px solid black; width: 40px; height: 40px; margin: 0 5px;"></div> <div style="border: 1px solid black; width: 40px; height: 40px; margin: 0 5px;"></div> </div> <div style="display: flex; justify-content: center; align-items: center; margin-top: 5px;"> <div style="background-color: #808080; color: white; padding: 2px 5px; margin: 0 5px;">SECS</div> <div style="background-color: #808080; color: white; padding: 2px 5px; margin: 0 5px;">1/100</div> </div> <p style="margin-top: 10px;">WALKING COURSE Next Page</p> </div>		<div style="text-align: right;">BA21</div> <p>Reasons not attempted: <u>Mark all that apply</u></p> <p><input type="checkbox"/> 1. SP felt unsafe</p> <p><input type="checkbox"/> 2. Proxy felt unsafe for SP</p> <p><input type="checkbox"/> 3. You felt unsafe for SP/SP unsteady with support</p> <p><input type="checkbox"/> 4. SP unable to understand directions</p> <p><input type="checkbox"/> 9. Other, specify:</p> <div style="border: 1px solid black; height: 60px; width: 100%; margin-top: 5px;"></div> <div style="text-align: center; margin-top: 20px;"> <p>WALKING COURSE Next Page</p> </div>

ba12lecsfsec R12 BA20A SECS HLD 1LEG EYES CLOS

ba12lechndr R12 BA20B HNRDS HLD 1LEG EYE CLOS

ba12rsn1lec R12 BA21 1 NO1LEGECS SP FLT UNSAFE

ba12rsn2lec R12 BA21 2NO1LEGECS PRXY FLT UNSAF

ba12rsn3lec R12 BA21 3 NO1LEGECS INTR FLT UNSF

ba12rsn4lec R12 BA21 4NO1LEGECS SP UNABL2UNDST

ba12rsn9lec R12 BA21 9NO1LEGECS OTHER SPECIFY



THIS PAGE INTENTIONALLY LEFT BLANK

WALKING COURSE

Walking Course Administration:

WA1

☐ YES



☐ NO

GO TO CHAIR STANDS p.22



- Get out walking course chain & masking tape
- Look for appropriate space for course (16' x 3'), you may need to use a hallway or nearby room
- Find as smooth a surface as possible to lay out the course. Avoid high-pile carpet
- Do not lay course out over the edge of a rug, a throw rug, or any irregular surface
- Clear any obstacles from activity area (move small furniture, only with permission)

Is there an appropriate space to set up the walking course?

wa12wlkcorpc R12 WA2 WALKING COURSE SPACE WA2

☐ YES



☐ NO

GO TO WA5 ☒ 3. Not attempted



- Lay out chain straight down center of course area. Tape each end to the floor
- Using an arm's length of masking tape, place tape lengths under the two colored links of chain
- Untape chain from floor, leaving only taped start and finish lines



WALKING COURSE 1


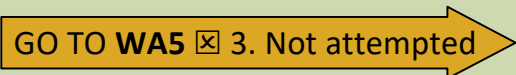



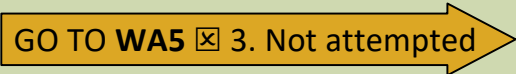
➤ Reset stopwatch to 0:00'00"00

This is our walking course. I want you to walk to the other end of the course at your usual speed, just as if you were walking down the street to go to the store. Walk all the way past the other end of the tape before you stop. I will walk with you.



➤ Demonstrate starting from start line and walking completely past end line


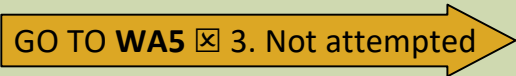
wa12wlkcorpc R12 WA2 WALKING COURSE SPACE **WA3**

WA3a <input type="checkbox"/>	Do you think it would be safe to try this? <input type="checkbox"/> YES  <input type="checkbox"/> NO  3. Not attempted
WA3b <input type="checkbox"/>	Do you think it would be safe to try this <u>without</u> a cane or walker? <input type="checkbox"/> YES  <input type="checkbox"/> NO 
WA3c <input type="checkbox"/>	You may use a cane or walker if you need to. Do you think it would be safe to try this? <input type="checkbox"/> YES  <input type="checkbox"/> NO  3. Not attempted

* Help SP into position:

- Stand slightly behind and to the side
- Hold stopwatch behind SP's back
- Check SP's feet position: both feet on start line

When I want you to start, I will say "Ready, begin."

YES 	NO  3. Not attempted
---	--

Ready, begin.

- Start stopwatch when either of SP's feet moves
- Walk slightly behind and to the side of SP
- Stop timing when one of SP's feet completely crosses end line



WALKING COURSE 1 — RESULTS

wa12wkaidused R12 WA4 WALKING AID USED COURSE 1 **WA4**

Aid used:

- ☐ 1. None
- ☐ 2. Cane
- ☐ 3. Walker or rollator
- ☐ 9. Other, specify:

wa12wlkc1rslt R12 WA5 WALKING COURSE 1 RESULT **WA5**

☐ 1. COMPLETED

☐ 2. ATTEMPTED

☐ 3. NOT ATTEMPTED

WA6

WA7

Completion time:

<input type="text"/>	<input type="text"/>	<input type="text"/>	<input type="text"/>
SECS		1/100	



WALKING COURSE 2
Next Page

GO TO
CHAIR STANDS p.22

Reasons not attempted: Mark all that apply

- ☐ 1. SP felt unsafe
- ☐ 2. Proxy felt unsafe for SP
- ☐ 3. You felt unsafe for SP/SP unsteady with support
- ☐ 4. SP unable to understand directions
- ☐ 5. No appropriate space
- ☐ 9. Other, specify:

GO TO
CHAIR STANDS p.22

WALKING COURSE 2

➤ *Reset stopwatch to 0:00'00"00*

Now I want you to repeat the walk. Remember to walk at your usual pace, and go all the way past the tape at the other end of the course.

Help SP into position:

- *Stand slightly behind and to the side*
- *Hold stopwatch behind SP's back*
- *Check SP's feet position: both feet on start line*



When I want you to start, I will say "Ready, begin."

YES



NO

GO TO **WA9** ☒ 3. Not attempted

Ready, begin.

- *Start stopwatch when either of SP's feet moves*
- *Walk slightly behind and to the side of SP*
- *Stop timing when one of SP's feet completely crosses end line*

wa12wlc1secs R12 WA6A SECS HLD WALKNG COURSE1
 wa12wlk1hndr R12 WA6B HNRDS HLD WALKNG COURSE1
 wa12rsn11wkc R12 WA7 1 WLKCOURS1 SP FLT UNSAFE
 wa12rsn21wkc R12 WA7 2WLKCOURS1 PRXY FLT UNSAF
 wa12rsn31wkc R12 WA7 3WLKCOURS1 INTR FLT UNSF
 wa12rsn41wkc R12 WA7 4WLKCOURS1 SP UNABL2UNDST
 wa12rsn51wkc R12 WA7 5WLKCOURS1 NOT APPR SPACE
 wa12rsn91wkc R12 WA7 9WLKCOURS1 OTHER SPECIFY




WALKING COURSE 2 — RESULTS

wa12wkaidusc2 R12 WA8 WALKING AID USED COURSE 2 **WA8**

Aid used:

- ☐ 1. None
- ☐ 2. Cane
- ☐ 3. Walker or rollator
- ☐ 9. Other, specify:

wa12wlkc2rslt R12 WA9 WALKING COURSE 2 RESULT **WA9**

<input type="checkbox"/> 1. COMPLETED	<input type="checkbox"/> 2. ATTEMPTED	<input type="checkbox"/> 3. NOT ATTEMPTED
<p>WA10</p> <p>Completion time:</p> <div> <div><input type="text"/></div> <div><input type="text"/></div> <div><input type="text"/></div> <div><input type="text"/></div> </div> <div> <div>SECS</div> <div>1/100</div> </div> <p></p> <p>CHAIR STANDS Next Page</p>	<p></p> <p>CHAIR STANDS Next Page</p>	<p>Reasons not attempted: <u>Mark all that apply</u></p> <p><input type="checkbox"/> 1. SP felt unsafe</p> <p><input type="checkbox"/> 2. Proxy felt unsafe for SP</p> <p><input type="checkbox"/> 3. You felt unsafe for SP/SP unsteady with support</p> <p><input type="checkbox"/> 4. SP unable to understand directions</p> <p><input type="checkbox"/> 9. Other, specify: <input type="text"/></p> <p></p> <p>CHAIR STANDS Next Page</p>
WA11		

THIS PAGE INTENTIONALLY LEFT BLANK

wa12wlc2secs	R12 WA10A SECS HLD WALKNG COURSE2
wa12wlc2hndr	R12 WA10B HNRDS HLD WALKNG COURS2
wa12rsn12wkc	R12 WA11 1 WKCOURS2 SP FLT UNSAFE
wa12rsn22wkc	R12 WA11 2WKCOURS2 PRXY FLT UNSAF
wa12rsn32wkc	R12 WA11 3WKCOURS2 INTR FLT UNSF
wa12rsn42wkc	R12 WA11 4WKCOURS2 SP UNABL2UNDST
wa12rsn92wkc	R12 WA11 9WKCOURS2 OTHER SPECIFY

CHAIR STANDS

Chair Stands Administration:

CH1

☐ YES



☐ NO

GO TO GRIP STRENGTH p.28

- Look for appropriate chair(s) for activity (hard back and preferably no arms), you may need to look in a hallway or nearby room
- An SP in a wheelchair can use it as a chair if SP can get up from it without help

Is there an appropriate chair available?

ch12chravail R12 CH2 APPROPRIATE CHAIR AVAIL

CH2

☐ YES



☐ NO

GO TO CH7 ☒ 3. Not attempted

- Place chair for SP with its back against a wall or other solid vertical surface
- Get out measuring tape
- When measuring chair height, ignore plush removable cushions, and always round down to nearest inch



SINGLE CHAIR STAND

Next I'm going to ask you to stand up, keeping your arms folded across your chest. I want you to fold your arms across your chest and sit so that your feet are on the floor. Then, I'll ask you to stand up, keeping your arms folded across your chest.

Demonstrate standing from a seated position with your arms folded across your chest

Do you think it would be safe to try this?

CH3

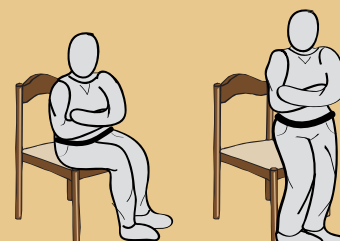
☐ YES



☐ NO

GO TO CH7 ☒ 3. Not attempted

- Check SP's chair is secure against wall
- Stand in front of SP
- Check SP's position: sitting with arms folded over chest



Are you ready?

YES



NO

GO TO CH7 ☒ 3. Not attempted

Stand.

ch12chstcompl R12 CH4 CHAIR STND COMPLETED TRY1

CH4

☐ NOT COMPLETED



☐ COMPLETED

GO TO CH5 Record chair height

Let's try again, this time using your arms.

- Check SP's position: sitting

Are you ready?

- Confirm SP is ready

Stand.



SINGLE CHAIR STAND — RESULT

CH5	CH6
Chair Height: <div style="display: flex; align-items: center;"> <div style="border: 1px solid black; width: 40px; height: 40px; margin-right: 5px;"></div> <div style="border: 1px solid black; width: 40px; height: 40px; margin-right: 5px;"></div> <div>INCHES</div> </div>	<input type="checkbox"/> WHEELCHAIR USED

ch12chairheit R12 CH5 CHAIR HEIGHT(INCHES)
 ch12whlchrusd R12 CH6 WHEELCHAIR USED

ch12sgchstres R12 CH7 SINGLE CHAIR STAND RESULT		CH7
<input type="checkbox"/> 1. COMPLETED	<input type="checkbox"/> 2. ATTEMPTED	<input type="checkbox"/> 3. NOT ATTEMPTED
CH8		CH9
Arm Use: <input type="checkbox"/> 1. With arms <input type="checkbox"/> 2. Without arms <div style="text-align: center; margin-top: 20px;"> REPEATED CHAIR STANDS Next Page </div>	<div style="text-align: center; margin-top: 20px;"> </div>	Reasons not attempted: <u>Mark all that apply</u> <input type="checkbox"/> 1. SP felt unsafe <input type="checkbox"/> 2. Proxy felt unsafe for SP <input type="checkbox"/> 3. You felt unsafe for SP/SP unsteady with support <input type="checkbox"/> 4. SP unable to understand directions <input type="checkbox"/> 5. No appropriate chair <input type="checkbox"/> 9. Other, specify: <div style="border: 1px solid black; height: 60px; width: 100%; margin-top: 5px;"></div> <div style="text-align: center; margin-top: 20px;"> </div>

ch12armuse R12 CH8 CHAIR STAND ARM USE
 ch12rsn11chs R12 CH9 1CH STAND1 SP FLT UNSAFE
 ch12rsn21chs R12 CH9 2CH STAND1 PRXY FLT UNSAF
 ch12rsn31chs R12 CH9 3CH STAND1 INTR FLT UNSF
 ch12rsn41chs R12 CH9 4CH STAND1 SP UNABL2UNDST
 ch12rsn51chs R12 CH9 5CH STAND1 NOT APPR CHAIR
 ch12rsn91chs R12 CH9 9CH STAND1 OTHER SPECIFY

REPEATED CHAIR STANDS

Now, I'm going to ask you to do the same movement, but this time as **QUICKLY** as you can 5 times without stopping in between. After standing up each time, sit back down and then stand up again. Remember to keep your arms folded across your chest. I will count out loud as you stand "1, 2, 3, 4, 5" and time you with a stopwatch.

➤ Demonstrate standing from a seated position with your arms folded across your chest

Do you think it would be safe to try this?

CH10

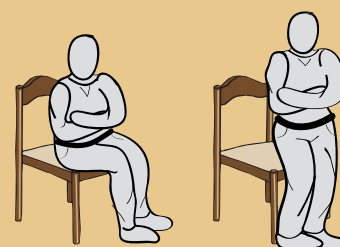
☐ YES



☐ NO

GO TO CH12 ☒ 3. Not attempted

- Stand in front of SP
- Reset stopwatch to 0:00'00"00.
- Check SP's position: sitting with arms folded over chest



Are you ready?

YES



NO

GO TO CH12 ☒ 3. Not attempted

Stand.

- Start stopwatch
- Count the number of stands out loud (1, 2, 3, 4, 5) each time SP rises

➤ Stop timing when SP has stood up the 5th time

GO TO CH12 ☒ 1. Completed

➤ Stop timing if: SP uses his/her arms, has not completed 5 stands in 1 minute, or you become concerned for SP's safety

GO TO CH12 ☒ 2. Attempted

If SP becomes tired, short of breath, or stops before completing 5 stands, ask:

Can you continue?

CH11

☐ YES



☐ NO

GO TO CH12 ☒ 2. Attempted

➤ Continue counting & timing



REPEATED CHAIR STANDS — RESULTS

ch12chstrslt R12 CH12 REPEAT CHAIR STAND RSLTS

CH12

☐ 1. COMPLETED

☐ 2. ATTEMPTED

☐ 3. NOT ATTEMPTED

CH13

CH14

CH16

Completion time:

--	--	--	--

SECS

1/100



GRIP STRENGTH

Next Page

of stands completed:

☐ 1 ☐ 2 ☐ 3 ☐ 4

CH15

Reasons not completed:

Mark all that apply

- ☐ 1. SP became tired or short of breath
- ☐ 2. SP used SP's arms
- ☐ 3. All stands not completed in 1 min
- ☐ 4. You were concerned for SP's safety
- ☐ 5. SP stopped and was unable to continue
- ☐ 9. Other, specify:

--



GRIP STRENGTH

Next Page

Reasons not attempted:

Mark all that apply

- ☐ 1. SP felt unsafe
- ☐ 2. Proxy felt unsafe for SP
- ☐ 3. You felt unsafe for SP/SP unsteady with support
- ☐ 4. SP unable to understand directions
- ☐ 9. Other, specify:

--



GRIP STRENGTH

Next Page

Chair Stands

ch12chstdndsec R12 CH13A TIME REPEAT CH STD SECS

ch12chstdhndr R12 CH13B TIME RPEAT CH STD HNRDS

ch12chstddone R12 CH14 NUMBER CHAIR STANDS DONE

ch12chstntdn1 R12 CH15 1 CH STD SP TIRED

ch12chstntdn2 R12 CH15 2 CH STD SP USED ARMS

ch12chstntdn3 R12 CH15 3 CH STD OVER 1 MIN

ch12chstntdn4 R12 CH15 4 CH STD CNCRN SP SAFETY

ch12chstntdn5 R12 CH15 5 CH STD SP STOPPED

ch12chstntdn9 R12 CH15 9 CH STD OTHERSPECIFY

ch12chstntat1 R12 CH16 1 NO CH ST SP UNSAFE

ch12chstntat2 R12 CH16 2 NO CH ST PRXY UNSAFE

ch12chstntat3 R12 CH16 3 NO CH ST INTV UNSAFE

ch12chstntat4 R12 CH16 4 NO CH ST SP UNAB2UNDST

ch12chstntat9 R12 CH16 9 NO CH ST OTHER SPEC

42244



THIS PAGE INTENTIONALLY LEFT BLANK

GRIP STRENGTH

Grip Strength Administration:

GR1

☐ YES RIGHT



☐ YES LEFT

☐ NO

GO TO WAIST CIRCUMFERENCE p.34

- Remove the dynamometer from its case. If the display shows no numbers, press **ON/OFF** to turn on
- As marked in grip strength administration box, set "L" for left hand, or "R" for right hand. Press **SELECT TEST** until the correct letter appears
- Set the number of trials to 1. If needed, press **# OF TRIALS** until 1 appears
- Wipe dynamometer handle with an antibacterial cloth

- Make sure readings are displaying in KG
- If SP has a very large hand, you can adjust the grip position to 3
- If no numbers appear on the dynamometer display when you turn it on, check that the batteries are connected properly, and replace them if necessary



GRIP STRENGTH 1

Next, I'm going to ask you to try to squeeze this handle using your (right/left) hand.

➤ *Demonstrate grip position while sitting with your arm in an L shape, and the dynamometer or forearm resting on a stable surface*

First, bend your elbow with your arm against your side. Then grab the two pieces of metal together like this and squeeze as hard as you can. The metal will not move, but the display will give me a measure of your grip. I will ask you to do this 2 times with the same hand. If you feel any pain or discomfort, tell me, and we will stop.

Do you think it would be safe to try this?

GR2

☐ YES



☐ NO

GO TO GR5 ☒ 3. Not attempted

➤ *Press the "TEST" button and then hand dynamometer to SP*

Please get in position, but don't squeeze until I say "begin." Hold the handle while you bend your elbow with your arm against your side.

➤ *Check SP's position: sitting with arm in L shape*

Are you ready?

YES



NO

GO TO GR3 ☒ Hand tested

Begin.

When SP begins squeezing, say:

Squeeze, squeeze, squeeze!

When the numbers on the display stop changing, say:

Stop.

GRIP STRENGTH 1 — RESULTS

GR3	GR4
Hand tested: <input type="checkbox"/> RIGHT <input type="checkbox"/> LEFT	<input type="checkbox"/> GRIP POSITION SET TO 3

gr12handstd1 R12 GR3 GRIP1 TEST WHICH HAND
 gr12adjgr1ps3 R12 GR4 GRIP1POSITION ADJUST TO 3

gr12grp1reslt R12 GR GRIP STRENGTH 1 RESULT			GR5
<input type="checkbox"/> 1. COMPLETED	<input type="checkbox"/> 2. ATTEMPTED	<input type="checkbox"/> 3. NOT ATTEMPTED	
<div>GR6</div> <p>Display reading:</p> <div> <input type="text"/> <input type="text"/> <input type="text"/> KG </div> <p>GRIP STRENGTH 2 Next Page</p>	<p>GO TO WAIST CIRCUMFERENCE p.34</p>	<div>GR7</div> <p>Reasons not attempted: Mark all that apply</p> <p><input type="checkbox"/> 1. SP felt unsafe</p> <p><input type="checkbox"/> 2. Proxy felt unsafe for SP</p> <p><input type="checkbox"/> 3. You felt unsafe for SP/SP unsteady with support</p> <p><input type="checkbox"/> 4. SP unable to understand directions</p> <p><input type="checkbox"/> 9. Other, specify:</p> <div></div> <p>GO TO WAIST CIRCUMFERENCE p.34</p>	

gr12grp1rdng R12 GR6 GRP1 DISPLAY READING
 gr12grp1noat1 R12 GR7 1 SP FELT UNSAFE
 gr12grp1noat2 R12 GR7 2 PROXY FELT UNSAFE
 gr12grp1noat3 R12 GR7 3 INTERVIEWR FELT UNSAFE
 gr12grp1noat4 R12 GR7 4 SP UNABLE 2 UNDERSTAND
 gr12grp1noat9 R12 GR7 9 OTHER SPECIFY




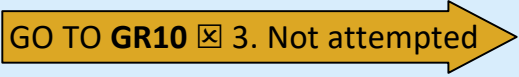
GRIP STRENGTH 2

- Press the "RESET" button to set display back to 0.0
- Press the "TEST" button and then hand dynamometer to SP

Now let's try a second time. Remember to hold the handle while you bend your elbow and with your arm against your side, but don't squeeze until I say "begin."

- Check SP's position: sitting with arm in L shape

Are you ready?

YES		NO	
-----	---	----	--

Begin.

When SP begins squeezing, say:

Squeeze, squeeze, squeeze!

When the numbers on the display stop changing, say:

Stop.

GRIP STRENGTH 2 — RESULTS

GR8	GR9
Hand tested: <input type="checkbox"/> RIGHT <input type="checkbox"/> LEFT	<input type="checkbox"/> GRIP POSITION SET TO 3

gr12handtstd2 R12 GR8 GRIP2 TEST WHICH HAND
 gr12adjgr2ps3 R12 GR9 GRIP2POSITION ADJUST TO 3

gr12grp2reslt R12 GR10GRIP STRENGTH 2 RESULT			GR10
<input type="checkbox"/> 1. COMPLETED	<input type="checkbox"/> 2. ATTEMPTED	<input type="checkbox"/> 3. NOT ATTEMPTED	
<div>GR11</div> <p>Display reading:</p> <div> <input type="text"/> <input type="text"/> <input type="text"/> </div> <p>KG</p> <p>WAIST CIRCUMFERENCE Next Page</p>	<p>WAIST CIRCUMFERENCE Next Page</p>	<div>GR12</div> <p>Reasons not attempted: <u>Mark all that apply</u></p> <p><input type="checkbox"/> 1. SP felt unsafe</p> <p><input type="checkbox"/> 2. Proxy felt unsafe for SP</p> <p><input type="checkbox"/> 3. You felt unsafe for SP/SP unsteady with support</p> <p><input type="checkbox"/> 4. SP unable to understand directions</p> <p><input type="checkbox"/> 9. Other, specify:</p> <div></div> <p>WAIST CIRCUMFERENCE Next Page</p>	

gr12grp2rdng R12 GR11GRP2 DISPLAY READING
 gr12grp2noat1 R12 GR12 1 SP FELT UNSAFE
 gr12grp2noat2 R12 GR12 2 PROXY FELT UNSAFE
 gr12grp2noat3 R12 GR12 3 INTERVIEWR FELT UNSAFE
 gr12grp2noat4 R12 GR12 4 SP UNABLE 2 UNDERSTAND
 gr12grp2noat9 R12 GR12 9 OTHER SPECIFY



THIS PAGE INTENTIONALLY LEFT BLANK

WAIST CIRCUMFERENCE

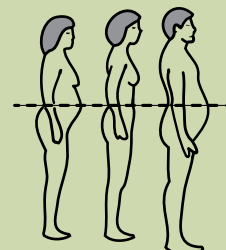
- *Wipe down flexible measuring tape with antibacterial cloth.*
- *Determine position for SP to perform activity:*
 - *If SP can stand unassisted, perform activity with SP **standing up***
 - *If SP cannot stand or has difficulty, perform activity with SP **sitting***
 - *If SP cannot sit unassisted, perform activity with SP **lying down***
- *When administering activity, check that measuring tape:*
 - *Is horizontal all the way around SP's waist*
 - *Is lined up with SP's navel*
 - *Is snug but not tight*
 - *Has large numbers facing out*
 - *Has end that starts with 1" overlapping end with higher numbers*

WAIST CIRCUMFERENCE



Next I'm going to measure your waist circumference. While standing up, I will ask you to place this soft measuring tape around your waist, over your clothing, holding it securely at the level of your navel or belly button.

➤ *Demonstrate wrapping measuring tape around navel*

Once the tape measure is in place, I will ask you to take a normal breath and exhale, holding your breath at the end of the exhale. I will then record the measurement.



Do you think it would be safe to try this?

		WC1
<input type="checkbox"/> YES 	<input type="checkbox"/> NO	GO TO WC3 <input checked="" type="checkbox"/> 3. Not attempted 

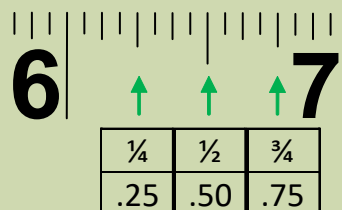
Please point to your navel. Now take this measuring tape and place it around your waist at the level of your navel.

➤ *If SP cannot wrap measuring tape around waist by self, have SP hold one end at navel while you bring around other end, then hand to SP.*

Please take a normal breath and exhale, holding your breath at the end of the exhale.

➤ *Record measurement on the tape to the nearest 1/4 inch after SP exhales*

You can stop now.



WAIST CIRCUMFERENCE — RESULTS

WC2

Measurement difficulties (mark all that apply):

- ☐ 1. None
- ☐ 2. SP had breathing difficulties
- ☐ 3. SP unable to hold breath at end of exhale
- ☐ 4. SP gave less than full effort due to illness, pain, or other symptoms or discomfort
- ☐ 5. SP gave less than full effort for non-health reason
- ☐ 6. SP had difficulty or unable to locate navel
- ☐ 9. Other, specify:

WC3

☐ 1. COMPLETED

☐ 2. ATTEMPTED

☐ 3. NOT ATTEMPTED

WC4

Tape measure reading:

. INCHES

WC5

☐ Bulky clothing worn

WC6

Measured by:

☐ 1. You ☐ 2. SP

WC7

Activity position:

- ☐ 1. Standing
- ☐ 2. Sitting
- ☐ 3. Lying down



PEAK AIR FLOW
Next Page

PEAK AIR FLOW
Next Page

WC8

Reasons not attempted: Mark all that apply

- ☐ 1. SP felt unsafe
- ☐ 2. Proxy felt unsafe for SP
- ☐ 3. You felt unsafe for SP/SP unsteady with support
- ☐ 4. SP unable to understand directions
- ☐ 5. SP Refused
- ☐ 9. Other, specify:



PEAK AIR FLOW
Next Page

Waist Circumference

THIS PAGE INTENTIONALLY LEFT BLANK

wc12measdiff1 R12 WC2 1 MEAS DIFF NONE
 wc12measdiff2 R12 WC2 2 MEAS DIFF DIFF BREATH
 wc12measdiff3 R12 WC2 3 MEAS DIFF NOHOLD BREATH
 wc12measdiff4 R12 WC2 4 MEAS DIFF EFFORT PAIN
 wc12measdiff5 R12 WC2 5 MEAS DIFF EFFORT OTHER
 wc12measdiff6 R12 WC2 6 MEAS DIFF LOCATE NAVEL
 wc12measdiff9 R12 WC2 9 MEAS DIFF OTHER SPECIFY
 wc12waistrslt R12 WC3 WAIST CIRCUMFRNC RESULTS
 wc12wstmsrinc R12 WC4A WAIST MEASURE INCHES
 wc12wstmsrqrt R12 WC4B WAIST MEASURE QTR INCHES
 wc12wstbulkcl R12 WC5 BULKY CLOTHING WORN
 wc12whomeasur R12 WC6 WHO MEASURED
 wc12wstpostn R12 WC7 POSITION 4 WAIST MEASURE
 wc12wstnotat1 R12 WC8 1 NO WC SP FELT UNSAFE
 wc12wstnotat2 R12 WC8 2 NO WC PROXY UNSAFE
 wc12wstnotat3 R12 WC8 3 NO WC INTERVIEWR UNSAFE
 wc12wstnotat4 R12 WC8 4 NO WC SP UNABLE2UNDRSTD
 wc12wstnotat5 R12 WC8 5 NO WC SP REFUSED
 wc12wstnotat9 R12 WC8 9 NO WC OTHER SPECIFY

PEAK AIR FLOW

- Remove peak air flow meter from case and wipe with antibacterial cloth
- Attach interviewer cardboard mouthpiece to meter
- Determine position for SP to perform activity:
 - If SP can stand unassisted, perform activity with SP **standing up**
 - If SP cannot stand or has difficulty, perform activity with SP **sitting**
 - If SP cannot sit unassisted, perform activity with SP **lying down**
- Allow for **at least 30 seconds** between SP attempts
- When reading peak air flow meter, if the sliding marker falls between two hash marks, round **down** to the next number

PEAK AIR FLOW 1

Now I'm going to ask you to perform a simple activity that will measure how fast you can push out air from your lungs. When you blow into this instrument, the value of the biggest, fastest "huff" of air will be recorded. It is important that you blow as hard and as fast as you can. I would like you to perform the activity 2 times.

When we are ready to begin, I'll ask you to get into position. Take as deep a breath as possible. Open your mouth and close your lips firmly around the outside of the mouthpiece, and then blow as hard and as fast as you can into the mouthpiece. Like this.

➤ *Demonstrate activity position and movement*

Do you think it would be safe to try this?

PK1

☐

YES


☐

NO

GO TO PK4 ☒ 3. Not attempted



- *Remove interviewer mouthpiece from meter*
- *Help SP into position, hand meter to SP*
- *Open sealed bag with SP mouthpiece*

Please take this new mouthpiece out of the bag and fit it into the meter. Tap it lightly with the palm of your hand to make sure it is firmly attached.

- *Check SP's position: mouthpiece attached, meter in hands, fingers clear of sliding marker and air holes*
- *Reset meter to 0*

Please take a deep breath, place your lips around the outside of the mouthpiece, and blow as hard and as fast as you can into the mouthpiece.



PEAK AIR FLOW 1 — RESULTS

pk12pkarf1pos R12 PK2 PEAK AIR FLOW 1 POSITION **PK2**

Activity position:




- ☐ 1. Standing
- ☐ 2. Sitting
- ☐ 3. Lying down

pk12pkarf1lef R12 PK3 PK AIR FLW 1 EFFORT GIVEN **PK3**

Effort given:

- ☐ 1. Full effort
- ☐ 2. SP gave less than full effort due to illness, pain, or other symptoms or discomfort
- ☐ 3. SP gave less than full effort for non-health reason

pk12pkarf1rs R12 PK4 PEAK AIR FLOW 1 RESULT **PK4**

<input type="checkbox"/> 1. COMPLETED	<input type="checkbox"/> 2. ATTEMPTED	<input type="checkbox"/> 3. NOT ATTEMPTED
<div>PK5</div> <p>Meter reading:</p> <div> <input type="text"/> <input type="text"/> <input type="text"/> </div> <p>L/MIN</p> <p></p> <p>PEAK AIR FLOW 2</p> <p>Next Page</p>	<p></p> <p>PEAK AIR FLOW 2</p> <p>Next Page</p>	<div>PK6</div> <p>Reasons not attempted: <u>Mark all that apply</u></p> <p><input type="checkbox"/> 1. SP felt unsafe</p> <p><input type="checkbox"/> 2. Proxy felt unsafe for SP</p> <p><input type="checkbox"/> 3. You felt unsafe for SP/SP unsteady with support</p> <p><input type="checkbox"/> 4. SP unable to understand directions</p> <p><input type="checkbox"/> 9. Other, specify:</p> <div></div> <p>GO TO CLOSING p.44 </p>

PEAK AIR FLOW 2

➤ *Reset meter to 0*

Now let's try a second time. Again, place your lips around the outside of the mouthpiece, and blow as hard and as fast as you can into the mouthpiece.

pk12pkarfl1rd	R12 PK5 PEAK AIR FLOW 1 READING
pk12pk1noatt1	R12 PK6 1 PEAK NO SP FELT UNSAFE
pk12pk1noatt2	R12 PK6 2 PEAK NO PROXY UNSAFE
pk12pk1noatt3	R12 PK6 3 PEAK NO INTERVWR UNSAFE
pk12pk1noatt4	R12 PK6 4 PEAK NO SP UNABL2UNDSTD
pk12pk1noatt9	R12 PK6 9 PEAK NO OTHER SPECIFY

PEAK AIR FLOW 2 — RESULTS

pk12paf2posit R12 PK7 PEAK AIR FLOW 2 POSITION **PK7**

Activity position:




- ☐ 1. Standing
- ☐ 2. Sitting
- ☐ 3. Lying down

pk12pkarfl2ef R12 PK8 PEAK AIR FLW 2 EFFRT GIVN **PK8**

Effort given:

- ☐ 1. Full effort
- ☐ 2. SP gave less than full effort due to illness, pain, or other symptoms or discomfort
- ☐ 3. SP gave less than full effort for non-health reason

pk12pkarfl2rs R12 PK9 PEAK AIR FLOW 2 RESULT **PK9**

<input type="checkbox"/> 1. COMPLETED	<input type="checkbox"/> 2. ATTEMPTED	<input type="checkbox"/> 3. NOT ATTEMPTED
<div>PK10</div> <p>Meter reading:</p> <div> <input type="text"/> <input type="text"/> <input type="text"/> </div> <p>L/MIN</p> <p></p> <p>CLOSING Next Page</p>	<p></p> <p>CLOSING Next Page</p>	<div>PK11</div> <p>Reasons not attempted: <u>Mark all that apply</u></p> <p><input type="checkbox"/> 1. SP felt unsafe</p> <p><input type="checkbox"/> 2. Proxy felt unsafe for SP</p> <p><input type="checkbox"/> 3. You felt unsafe for SP/SP unsteady with support</p> <p><input type="checkbox"/> 4. SP unable to understand directions</p> <p><input type="checkbox"/> 9. Other, specify:</p> <div></div> <p></p> <p>CLOSING Next Page</p>



THIS PAGE INTENTIONALLY LEFT BLANK

pk12pkarfl2rd	R12 PK10 PEAK AIR FLOW 2 READING
pk12pk2noatt1	R12 PK11 1 PEAK NO SP FELT UNSAFE
pk12pk2noatt2	R12 PK11 2 PEAK NO PROXY UNSAFE
pk12pk2noatt3	R12 PK11 3 PEAK NO INTRVWR UNSAFE
pk12pk2noatt4	R12 PK11 4 PEAK NO SP UNABL2UNDST
pk12pk2noatt9	R12 PK11 9 PEAK NO OTHER SPECIFY

CLOSING

Record end time:

<input type="text"/>	<input type="text"/>	:	<input type="text"/>	<input type="text"/>	<input type="checkbox"/> AM
HRS			MINS		<input type="checkbox"/> PM

Put away all equipment:

- Remove SP mouthpiece from peak flow meter and put in trash bag
- Place peak flow meter and dynamometer in proper cases
- Remove all tape from floor
- Gather up all trash, put in bag
- Put all equipment in NHATS tote bag
- Return any borrowed chairs to original area
- Rearrange any moved furniture to original position

Closing



GO TO CAPI

cl12endtimhrs	R12 CL1 HRS END TIME HOURS	r12dorigbasc	R12 D ORIGINAL BALNCE SCORE
cl12endtimmin	R12 CL1 MINS END TIME MINUTES	r12dorigwksc	R12 D ORIGINAL WALK SCORE
cl12endtmampm	R12 CL1 AMPM END TIME AM OR PM	r12dorigchsc	R12 D ORIGINAL REPEAT CHAIR SCORE
r12dnhatssppb	R12 D NHATS SPPB SCORE	ba12dblssadm	R12 D BALANCE SIDE BY SIDE ADMIN
r12dnhatbasc	R12 D NHATS BALANCE SCORE	ba12dblstadm	R12 D BALANCE SEMI TANDEM ADMIN
r12dnhatswksc	R12 D NHATS WALK SCORE	ba12dblftadm	R12 D BALANCE FULL TANDEM ADMIN
r12dnhatrchsc	R12 D NHATS REPEAT CHAIR SCORE	ba12dblopadm	R12 D BALANCE 1 LEG OP EYE ADMIN
r12dnhatgrav	R12 D NHATS AVG GRIP SCORE	ba12dblcladm	R12 D BALANCE 1 LEG CLS EYE ADMIN
r12dnhatgrb	R12 D NHATS BEST GRIP SCORE	wa12dwlkadm	R12 D WALKING COURSE ADMIN
r12dnhatpkav	R12 D NHATS AVG AIR FLOW SCORE	ch12dschradm	R12 D SINGLE CHAIR ADMIN
r12dnhatpkb	R12 D NHATS BEST AIR FLOW SCORE	ch12drchradm	R12 D REPEAT CHAIR ADMIN
r12dspbmiss	R12 D REASON MISSING SPPB	gr12dgripadm	R12 D GRIP STRENGTH ADMIN
r12dorigsppb	R12 D ORIGINAL SPPB SCORE	wc12dwaistadm	R12 D WAIST CIRCUMFERENCE ADMIN
		pk12dpeakadm	R12 D PEAK AIR FLOW ADMIN

Activities Admin (ALL)

Section VH [VISION & HEARING]

Sequence: 5

VH1PRE

VARIABLE NAME(S) AND LABEL(S):

NOT ON FILE

VH1PRE

VARIABLE NAME(S) AND LABEL(S):

QUESTION TEXT:

Next, we have some vision and hearing activities.

PRESS 1 AND ENTER TO CONTINUE

PROGRAMMER INSTRUCTIONS:

Set VISIONBEGTIME (HH:MM) = System time.

VH3

VARIABLE NAME(S) AND LABEL(S):

NOT ON FILE

QUESTION TEXT:

GET OUT VISION AND HEARING BOOKLET AND REFER TO INSTRUCTION TEXT

PRESS 1 AND ENTER TO CONTINUE

VH4

VARIABLE NAME(S) AND LABEL(S):

vh12vision

R12 VH4 VISION ACTIVITY ATTEMPTED

DISPLAY INSTRUCTIONS:

Display "VISION" in bold underlined text.

QUESTION TEXT:

INDICATE WHETHER ANY VISION ACTIVITY WAS ATTEMPTED

CODES

- | | |
|---|---------------|
| 1 | ATTEMPTED |
| 2 | NOT ATTEMPTED |

PROGRAMMER INSTRUCTIONS:

If VH4 = 1 (ATTEMPTED), set VICOLLECT flag = 1 (YES).
Set HEARBEGTIME (HH:MM) = System time.

VH5

VARIABLE NAME(S) AND LABEL(S):

NOT ON FILE

DISPLAY INSTRUCTIONS:

Display SP HearID in question text.

QUESTION TEXT:

ENTER THE INFORMATION BELOW AT THE HEARING INPUT SCREEN:

Patient First Name/ Identifier #1: {HearID}

Patient Last Name/ Identifier #2: {HearID}

RETURN TO CAPI WHEN INSTRUCTED IN VISION AND HEARING BOOKLET AND PRESS 1 AND ENTER TO CONTINUE

VH9

VARIABLE NAME(S) AND LABEL(S):

vh12hearing

R12 VH9 HEARING ACTIVITY ATTEMPTED

DISPLAY INSTRUCTIONS:

Display "HEARING" in bold underlined text.

QUESTION TEXT:

INDICATE WHETHER HEARING ACTIVITY WAS ATTEMPTED

CODES

- | | |
|---|---------------|
| 1 | ATTEMPTED |
| 2 | NOT ATTEMPTED |

PROGRAMMER INSTRUCTIONS:

If VH9 = 1 (ATTEMPTED), set HRCOLLECT flag = 1 (YES).

VH11

VARIABLE NAME(S) AND LABEL(S):

NOT ON FILE

QUESTION TEXT:

REMEMBER TO AFFIX SP ID LABEL AND WRITE YOUR INTERVIEWER ID AND DATE ON VISION AND HEARING BOOKLET COVER

PRESS 1 AND ENTER TO CONTINUE

PROGRAMMER INSTRUCTIONS:

Set VHCOLLECTDATE (MM-DD-YYYY) = TODAY's date the first time that VH11 is answered.

Set VHCOLLECTTIME (HH:MM) = System time the first time that VH11 is answered.

Go to Section CB – Cognitive Battery.

Once Part 1 SP Interview Task status = 20 (COMPLETE), or (the Part 1 SP interview task status = 12 (STARTED) and VH11 = 1), or Part 2 Activities Task status = 20 (COMPLETE), or (Part 2 Activities task status = 12 (STARTED) and VH11 = 1),

IMS will pull the following variables:

VICOLLECT flag
HRCOLLECT flag
VHCOLLECTDATE
VISIONBEGTIME
HEARBEGTIME
VHCOLLECTTIME

Affix SP ID Label

Date:

		/			/	2	0		
m	m		d	d		y	y	y	y

Interviewer ID:

N	H	A	T				
---	---	---	---	--	--	--	--

National Health and Aging Trends Study



Vision and Hearing Activities Booklet



nhats

Draft



Materials:

- Tablet
- Portable table
- Small tablet stand
- Cloth screen wipe
- Measuring tape
- Headphones
- Audio wipes
- Regular tissues
- Green masking tape

Tablet Preparation:

- Turn on tablet
- Confirm tablet:
 - Fully charged
 - Wi-Fi turned off
 - Brightness set to halfway

Vision Activity

For this first activity, we will ask you to read letters from across the room. If you normally wear glasses or contacts for distance you should wear them now.

This activity will take me just a moment to set up.

- *Seat SP in chair with at least 5 feet of space in front*
- *Measure approximately 5 feet (59 inches) on the floor from middle of SP chair; mark with tape*
- *Set up table and place over 5 foot mark in front of SP*
- *Take out tablet, wipe screen*
- *Launch Vision ebook*
- *Navigate to **5 Letters at Distance** cover page*
- *Place tablet on stand on table at SP's eye level, adjust as necessary for 5 foot distance*
- *Check for glare on tablet screen, adjust lighting as necessary*

5 Letters at Distance

Let's get started. I am going to show you some letters. Please read the letters out loud, from left to right. If you are not sure, it's okay to guess. Ready?

- *Swipe to screen A1*
- *Record number CORRECT for each screen:*
 - *If 3 or more correct, swipe to next screen*
 - *If 0-2 correct, say **Thank you. We can stop here.***

5 Letters at Distance

Mark correct responses only <small>vb12resulta1-12 R12 VB1 5 LETTERS DISTANCE VISION SCREEN A1-12 RESULT</small>						Record Number Correct	VB1
Screen A1	V	F	N	U	Z	<div style="border: 1px solid black; width: 50px; height: 50px; margin: 0 auto;"></div>	If 0-2, go to VB2
	<div style="border: 1px solid black; width: 30px; height: 30px;"></div>	<div style="border: 1px solid black; width: 30px; height: 30px;"></div>	<div style="border: 1px solid black; width: 30px; height: 30px;"></div>	<div style="border: 1px solid black; width: 30px; height: 30px;"></div>	<div style="border: 1px solid black; width: 30px; height: 30px;"></div>		
Screen A2	H	D	R	P	F	<div style="border: 1px solid black; width: 50px; height: 50px; margin: 0 auto;"></div>	If 0-2, go to VB2
	<div style="border: 1px solid black; width: 30px; height: 30px;"></div>	<div style="border: 1px solid black; width: 30px; height: 30px;"></div>	<div style="border: 1px solid black; width: 30px; height: 30px;"></div>	<div style="border: 1px solid black; width: 30px; height: 30px;"></div>	<div style="border: 1px solid black; width: 30px; height: 30px;"></div>		
Screen A3	U	P	F	R	N	<div style="border: 1px solid black; width: 50px; height: 50px; margin: 0 auto;"></div>	If 0-2, go to VB2
	<div style="border: 1px solid black; width: 30px; height: 30px;"></div>	<div style="border: 1px solid black; width: 30px; height: 30px;"></div>	<div style="border: 1px solid black; width: 30px; height: 30px;"></div>	<div style="border: 1px solid black; width: 30px; height: 30px;"></div>	<div style="border: 1px solid black; width: 30px; height: 30px;"></div>		
Screen A4	D	F	H	N	R	<div style="border: 1px solid black; width: 50px; height: 50px; margin: 0 auto;"></div>	If 0-2, go to VB2
	<div style="border: 1px solid black; width: 30px; height: 30px;"></div>	<div style="border: 1px solid black; width: 30px; height: 30px;"></div>	<div style="border: 1px solid black; width: 30px; height: 30px;"></div>	<div style="border: 1px solid black; width: 30px; height: 30px;"></div>	<div style="border: 1px solid black; width: 30px; height: 30px;"></div>		
Screen A5	Z	H	D	P	F	<div style="border: 1px solid black; width: 50px; height: 50px; margin: 0 auto;"></div>	If 0-2, go to VB2
	<div style="border: 1px solid black; width: 30px; height: 30px;"></div>	<div style="border: 1px solid black; width: 30px; height: 30px;"></div>	<div style="border: 1px solid black; width: 30px; height: 30px;"></div>	<div style="border: 1px solid black; width: 30px; height: 30px;"></div>	<div style="border: 1px solid black; width: 30px; height: 30px;"></div>		
Screen A6	D	V	R	N	U	<div style="border: 1px solid black; width: 50px; height: 50px; margin: 0 auto;"></div>	If 0-2, go to VB2
	<div style="border: 1px solid black; width: 30px; height: 30px;"></div>	<div style="border: 1px solid black; width: 30px; height: 30px;"></div>	<div style="border: 1px solid black; width: 30px; height: 30px;"></div>	<div style="border: 1px solid black; width: 30px; height: 30px;"></div>	<div style="border: 1px solid black; width: 30px; height: 30px;"></div>		
Screen A7	R	D	H	E	U	<div style="border: 1px solid black; width: 50px; height: 50px; margin: 0 auto;"></div>	If 0-2, go to VB2
	<div style="border: 1px solid black; width: 30px; height: 30px;"></div>	<div style="border: 1px solid black; width: 30px; height: 30px;"></div>	<div style="border: 1px solid black; width: 30px; height: 30px;"></div>	<div style="border: 1px solid black; width: 30px; height: 30px;"></div>	<div style="border: 1px solid black; width: 30px; height: 30px;"></div>		
Screen A8	H	V	N	E	D	<div style="border: 1px solid black; width: 50px; height: 50px; margin: 0 auto;"></div>	If 0-2, go to VB2
	<div style="border: 1px solid black; width: 30px; height: 30px;"></div>	<div style="border: 1px solid black; width: 30px; height: 30px;"></div>	<div style="border: 1px solid black; width: 30px; height: 30px;"></div>	<div style="border: 1px solid black; width: 30px; height: 30px;"></div>	<div style="border: 1px solid black; width: 30px; height: 30px;"></div>		
Screen A9	Z	H	F	E	D	<div style="border: 1px solid black; width: 50px; height: 50px; margin: 0 auto;"></div>	If 0-2, go to VB2
	<div style="border: 1px solid black; width: 30px; height: 30px;"></div>	<div style="border: 1px solid black; width: 30px; height: 30px;"></div>	<div style="border: 1px solid black; width: 30px; height: 30px;"></div>	<div style="border: 1px solid black; width: 30px; height: 30px;"></div>	<div style="border: 1px solid black; width: 30px; height: 30px;"></div>		
Screen A10	R	N	D	P	Z	<div style="border: 1px solid black; width: 50px; height: 50px; margin: 0 auto;"></div>	If 0-2, go to VB2
	<div style="border: 1px solid black; width: 30px; height: 30px;"></div>	<div style="border: 1px solid black; width: 30px; height: 30px;"></div>	<div style="border: 1px solid black; width: 30px; height: 30px;"></div>	<div style="border: 1px solid black; width: 30px; height: 30px;"></div>	<div style="border: 1px solid black; width: 30px; height: 30px;"></div>		
Screen A11	N	V	D	Z	P	<div style="border: 1px solid black; width: 50px; height: 50px; margin: 0 auto;"></div>	If 0-2, go to VB2
	<div style="border: 1px solid black; width: 30px; height: 30px;"></div>	<div style="border: 1px solid black; width: 30px; height: 30px;"></div>	<div style="border: 1px solid black; width: 30px; height: 30px;"></div>	<div style="border: 1px solid black; width: 30px; height: 30px;"></div>	<div style="border: 1px solid black; width: 30px; height: 30px;"></div>		
Screen A12	D	Z	V	E	N	<div style="border: 1px solid black; width: 50px; height: 50px; margin: 0 auto;"></div>	If 0-2, go to VB2
	<div style="border: 1px solid black; width: 30px; height: 30px;"></div>	<div style="border: 1px solid black; width: 30px; height: 30px;"></div>	<div style="border: 1px solid black; width: 30px; height: 30px;"></div>	<div style="border: 1px solid black; width: 30px; height: 30px;"></div>	<div style="border: 1px solid black; width: 30px; height: 30px;"></div>		



5 Letters at Distance

Mark activity result

VB2

- ☐ 1. ATTEMPTED
☐ 2. NOT ATTEMPTED

GO TO VB4. Reasons not attempted

vb125ldistance R12 VB2 5 LETTERS DISTANCE VISION ACTIVITY ATTEMPTED

Vision Aids

Observe, ask, or confirm if glasses, contacts, or other vision aid used for this activity. Mark each item.

VB3

	Yes	No
Glasses	<input type="checkbox"/>	<input type="checkbox"/>
Contacts	<input type="checkbox"/>	<input type="checkbox"/>
Other vision aid	<input type="checkbox"/>	<input type="checkbox"/>

GO TO 2 Letters at Distance

vb125lglasses R12 VB3A GLASSES USED FOR 5 LETTERS DISTANCE ACTIVITY
 vb125lcontacts R12 VB3B CONTACTS USED FOR 5 LETTERS DISTANCE ACTIVITY
 vb125lothvisaid R12 VB3C OTH VISION AID USED FOR 5 LETTERS DISTANCE ACTIVITY
 vb125lvisrsn1 R12 VB4 NO 5 LETTERS DISTANCE SP UNABLE TO UNDERSTAND

Reasons not attempted

Mark all that apply

VB4

- ☐ SP unable to understand directions
☐ SP refused
☐ Proxy refused
☐ SP too ill
☐ SP language barrier
☐ Other (Specify):
- | | |
|----------------|---|
| vb125lvisrsn1 | R12 VB4 NO 5 LETTERS DISTANCE SP UNABLE TO UNDERSTAND |
| vb125lvisrsn2 | R12 VB4 NO 5 LETTERS DISTANCE SP REFUSED |
| vb125lvisrsn3 | R12 VB4 NO 5 LETTERS DISTANCE PROXY REFUSED |
| vb125lvisrsn4 | R12 VB4 NO 5 LETTERS DISTANCE SP TOO ILL |
| vb125lvisrsn5 | R12 VB4 NO 5 LETTERS DISTANCE SP LANGUAGE BARRIER |
| vb125lvisrsn6 | R12 VB4 NO 5 LETTERS DISTANCE SP NOT PRESENT |
| vb125lvisrsn91 | R12 VB4 NO 5 LETTERS DISTANCE OTHER SPECIFY |

2 Letters at Distance

➤ *Swipe to cover screen for 2 Letters at Distance*

Again, I will show you some letters. Please read the letters out loud, from left to right.
If you are not sure, it's okay to guess. Ready?

➤ *Swipe to screen B1*

➤ *Record number CORRECT for each screen:*

- *If 1 or 2 correct, swipe to next screen*
- *If 0 correct, say **Thank you. We can stop here.***

vb12resultb1-16 R12 VB5 2 LETTERS DISTANCE VISION SCREEN B1-16 RESULT				VB5
Mark correct responses only			Record Number Correct	Record Number Correct
Screen B1	Z	N	<input type="text"/>	If 0, go to VB6
	<input type="text"/>	<input type="text"/>		
Screen B2	E	V	<input type="text"/>	If 0, go to VB6
	<input type="text"/>	<input type="text"/>		
Screen B3	P	N	<input type="text"/>	If 0, go to VB6
	<input type="text"/>	<input type="text"/>		
Screen B4	H	R	<input type="text"/>	If 0, go to VB6
	<input type="text"/>	<input type="text"/>		
Screen B5	Z	D	<input type="text"/>	If 0, go to VB6
	<input type="text"/>	<input type="text"/>		
Screen B6	U	F	<input type="text"/>	If 0, go to VB6
	<input type="text"/>	<input type="text"/>		
Screen B7	R	P	<input type="text"/>	If 0, go to VB6
	<input type="text"/>	<input type="text"/>		
Screen B8	E	Z	<input type="text"/>	If 0, go to VB6
	<input type="text"/>	<input type="text"/>		
Screen B9	N	V	<input type="text"/>	If 0, go to VB6
	<input type="text"/>	<input type="text"/>		
Screen B10	D	H	<input type="text"/>	If 0, go to VB6
	<input type="text"/>	<input type="text"/>		
Screen B11	U	F	<input type="text"/>	If 0, go to VB6
	<input type="text"/>	<input type="text"/>		
Screen B12	H	N	<input type="text"/>	If 0, go to VB6
	<input type="text"/>	<input type="text"/>		
Screen B13	V	R	<input type="text"/>	If 0, go to VB6
	<input type="text"/>	<input type="text"/>		
Screen B14	U	D	<input type="text"/>	If 0, go to VB6
	<input type="text"/>	<input type="text"/>		
Screen B15	E	F	<input type="text"/>	If 0, go to VB6
	<input type="text"/>	<input type="text"/>		
Screen B16	Z	P	<input type="text"/>	If 0, go to VB6
	<input type="text"/>	<input type="text"/>		



2 Letters at Distance

Indicate activity result

VB6

- ☐ 1. ATTEMPTED
☐ 2. NOT ATTEMPTED

GO TO VB8. Reasons not attempted

vb122ldistance R12 VB6 2 LETTERS DISTANCE VISION ACTIVITY ATTEMPTED

Vision Aids

Observe, ask, or confirm if glasses, contacts, or other vision aid used for this activity. Mark each item.

VB7

	Yes	No
Glasses	<input type="checkbox"/>	<input type="checkbox"/>
Contacts	<input type="checkbox"/>	<input type="checkbox"/>
Other vision aid	<input type="checkbox"/>	<input type="checkbox"/>

GO TO 5 Letters at Reading Distance

vb122lglasses R12 VB7A GLASSES USED FOR 2 LETTERS DISTANCE ACTIVITY
 vb122lcontacts R12 VB7B CONTACTS USED FOR 2 LETTERS DISTANCE ACTIVITY
 vb122lothvisaid R12 VB7C OTH VISION AID USED FOR 2 LETTERS DISTANCE ACTIV

Reasons not attempted

Mark all that apply

VB8

- ☐ SP unable to understand directions
☐ SP refused
☐ Proxy refused
☐ SP too ill
☐ SP language barrier
☐ Other (Specify):

vb122lvisrsn1 R12 VB8 NO 2 LETTERS DISTANCE SP UNABLE TO UNDERSTAND
 vb122lvisrsn2 R12 VB8 NO 2 LETTERS DISTANCE SP REFUSED
 vb122lvisrsn3 R12 VB8 NO 2 LETTERS DISTANCE PROXY REFUSED
 vb122lvisrsn4 R12 VB8 NO 2 LETTERS DISTANCE SP TOO ILL
 vb122lvisrsn5 R12 VB8 NO 2 LETTERS DISTANCE SP LANGUAGE BARRIER
 vb122lvisrsn6 R12 VB8 NO 2 LETTERS DISTANCE SP NOT PRESENT
 vb122lvisrsn91 R12 VB8 NO 2 LETTERS DISTANCE OTHER SPECIFY



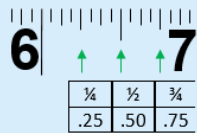
5 Letters at Reading Distance

For the next activity, I will ask you to read from the tablet as if it were a book. If you normally wear glasses or contacts to read, you should wear them now.

- *Swipe to cover screen for 5 Letters at Reading Distance*
- *Hand SP the tablet.*

Please hold this tablet at a comfortable reading distance. First, I need to measure your reading distance. Once I've measured, please try to keep the tablet at this distance. That is, try not to move it closer or further away.

- *Measure distance between tablet screen and SP's eyes*
- *Record distance to nearest 1/4 inch*



Reading Distance

--	--

--	--

inches

VB9

vb12readdist

R12 VB9 READING DISTANCE INCHES



Read each letter out loud from left to right. If you are not sure, it's okay to guess.
I will tell you when to go to the next screen.

- *Position yourself beside SP to view tablet screen*
- *If SP needs assistance swiping, help as needed*

- *Record number CORRECT for each screen:*
 - *If 3 or more correct, swipe to next screen*
 - *If 0-2 correct, say **Thanks. Those are all the vision activities we have today.***

5 Letters at Reading Distance

Mark correct responses only

vb12resultc1-12 R12 VB10 5 LETTERS READING VISION SCREEN C1-12 RESULT

**Record
Number
Correct**

VB10

Screen C1	e	a	s	u	n	<input type="text"/>	If 0-2, go to VB11
	<input type="text"/>	<input type="text"/>	<input type="text"/>	<input type="text"/>	<input type="text"/>		
Screen C2	x	u	s	e	o	<input type="text"/>	If 0-2, go to VB11
	<input type="text"/>	<input type="text"/>	<input type="text"/>	<input type="text"/>	<input type="text"/>		
Screen C3	r	s	a	x	e	<input type="text"/>	If 0-2, go to VB11
	<input type="text"/>	<input type="text"/>	<input type="text"/>	<input type="text"/>	<input type="text"/>		
Screen C4	s	x	a	n	r	<input type="text"/>	If 0-2, go to VB11
	<input type="text"/>	<input type="text"/>	<input type="text"/>	<input type="text"/>	<input type="text"/>		
Screen C5	n	e	o	u	o	<input type="text"/>	If 0-2, go to VB11
	<input type="text"/>	<input type="text"/>	<input type="text"/>	<input type="text"/>	<input type="text"/>		
Screen C6	n	e	n	a	x	<input type="text"/>	If 0-2, go to VB11
	<input type="text"/>	<input type="text"/>	<input type="text"/>	<input type="text"/>	<input type="text"/>		
Screen C7	u	x	o	n	r	<input type="text"/>	If 0-2, go to VB11
	<input type="text"/>	<input type="text"/>	<input type="text"/>	<input type="text"/>	<input type="text"/>		
Screen C8	o	a	u	x	s	<input type="text"/>	If 0-2, go to VB11
	<input type="text"/>	<input type="text"/>	<input type="text"/>	<input type="text"/>	<input type="text"/>		
Screen C9	n	s	o	x	s	<input type="text"/>	If 0-2, go to VB11
	<input type="text"/>	<input type="text"/>	<input type="text"/>	<input type="text"/>	<input type="text"/>		
Screen C10	u	r	o	e	r	<input type="text"/>	If 0-2, go to VB11
	<input type="text"/>	<input type="text"/>	<input type="text"/>	<input type="text"/>	<input type="text"/>		
Screen C11	a	e	a	e	u	<input type="text"/>	If 0-2, go to VB11
	<input type="text"/>	<input type="text"/>	<input type="text"/>	<input type="text"/>	<input type="text"/>		
Screen C12	s	x	n	e	a	<input type="text"/>	If 0-2, go to VB11
	<input type="text"/>	<input type="text"/>	<input type="text"/>	<input type="text"/>	<input type="text"/>		



5 Letters at Reading Distance

Indicate activity result

VB11

- ☐ 1. ATTEMPTED
- ☐ 2. NOT ATTEMPTED

GO TO VB13. Reasons not attempted

vb125lreading R12 VB11 5 LETTERS READING VISION ACTIVITY ATTEMPTED

Vision Aids

Observe, ask, or confirm if glasses, contacts, or other vision aid used for this activity. Mark each item.

VB12

	Yes	No
Glasses	<input type="checkbox"/>	<input type="checkbox"/>
Contacts	<input type="checkbox"/>	<input type="checkbox"/>
Other vision aid	<input type="checkbox"/>	<input type="checkbox"/>

GO TO Hearing Activity

vb12readglasses
vb12readcontacts
vb12readothvisaid

R12 VB12 GLASSES USED FOR 5 LETTERS READING ACTIVITY
R12 VB12 CONTACTS USED FOR 5 LETTERS READING ACTIVITY
R12 VB12 OTH VISION AID USED FOR 5 LETTERS READING ACTIVITY

Reasons not attempted

Mark all that apply

VB13

- ☐ SP unable to understand directions
- ☐ SP refused
- ☐ Proxy refused
- ☐ SP too ill
- ☐ SP language barrier
- ☐ Other (Specify):

vb12readvisrsn1 R12 VB13 NO 5 LETTERS READING SP UNABLE TO UNDERSTAND
vb12readvisrsn2 R12 VB13 NO 5 LETTERS READING SP REFUSED
vb12readvisrsn3 R12 VB13 NO 5 LETTERS READING PROXY REFUSED
vb12readvisrsn4 R12 VB13 NO 5 LETTERS READING SP TOO ILL
vb12readvisrsn5 R12 VB13 NO 5 LETTERS READING SP LANGUAGE BARRIER
vb12readvisrsn6 R12 VB13 NO 5 LETTERS READING SP NOT PRESENT
vb12readvisrsn9 R12 VB13 NO 5 LETTERS READING OTHER SPECIFY



Hearing Activity

Next we have a hearing activity. It will take me just a moment to set up.

- Ask SP if okay to turn off obvious noise sources
- Move table behind where SP is seated, set stand on the table
- Set the tablet on the stand
- Wipe headphones and let dry
- Launch Shoebox app and press **New Patient** icon
 - Enter information from CAPI **VH5** into New Patient screen (First Name ID, Last Name ID), press **Save**
- Select the recently added patient from the patient list
- Select **Automated Pure Tone Test**
- Plug headphones into tablet
 - Confirm onscreen that headphones are connected and test listening level

For this activity, you will wear headphones.

- If wearing glasses: **Please take off your glasses.**
- If hair over ears: **Please push your hair behind your ears.**

When I put the headphones on you, you may not hear anything at first. When you hear a tone in either ear, raise your hand and then lower it back down, like this.

- *Demonstrate*

Are you currently wearing a hearing device?

Hearing Device Worn

Mark response

HB1

☐ 1. Yes

☐ a. Hearing aid for one ear

☐ b. Hearing aids for both ears

☐ c. Cochlear implant

HB1a

☐ 2. No

hb12heardev
hb12heardevtype

R12 HB1 HEARING DEVICE WORN
R12 HB1A TYPE OF HEARING DEVICE WORN

➤ If wearing hearing device, say, **Please take out your hearing device(s).**

➤ Place headphones on SP

- Align **red** headphone with **right** ear
- Place headphones in front of ears and slide up and back to cover ears
- Adjust as necessary

➤ Tap **Start** on tablet

➤ Tap **Play Tone**

- If SP raises hand, tap **Heard**
- If SP does not raise hand, tap **Not Heard**

➤ Continue presenting tones and entering responses until Thank You screen

- If “Excessive Noise Detected” displays, select **Accept Thresholds**

➤ At Thank You screen, tap **Save and Review**

➤ Move in front of SP to help remove the headphones

➤ If SP removed hearing devices or glasses, ensure they are put back on

Record PTA Results:

Right Ear: PTA

HB1b

Left Ear: PTA

HB1c

Thank you. I need just a moment to pack up.



Hearing Activity

Indicate activity result

HB2

- ☐ 1. ATTEMPTED
- ☐ 2. NOT ATTEMPTED

GO TO Closing

hb12hear

R12 HB2 HEARING ACTIVITY ATTEMPTED

Reasons not attempted

Mark all that apply

HB3

☐ SP unable to understand directions

☐ SP refused

☐ Proxy refused

☐ SP too ill

☐ SP language barrier

☐ Other (Specify):

hb12hearrsn1

R12 HB3 NO HEARING SP UNABLE TO UNDERSTAND

hb12hearrsn2

R12 HB3 NO HEARING SP REFUSED

hb12hearrsn3

R12 HB3 NO HEARING PROXY REFUSED

hb12hearrsn4

R12 HB3 NO HEARING SP TOO ILL

hb12hearrsn5

R12 HB3 NO HEARING SP LANGUAGE BARRIER

hb12hearrsn6

R12 HB3 NO HEARING SP NOT PRESENT

hb12hearrsn91

R12 HB3 NO HEARING OTHER SPECIFY

Closing

➤ Put away the following equipment:

- Headphones
- Small tablet stand
- Audio wipes, tissues
- Measuring tape
- Masking tape
- Return to tablet Home screen

➤ Return to CAPI



Shoebox Variables

hb12l250thresh	R12 HB LEFT EAR 250 THRESHOLD	hb12l250unreli	R12 HB LEFT EAR 250 UNRELIABLE
hb12l500thresh	R12 HB LEFT EAR 500 THRESHOLD	hb12l500unreli	R12 HB LEFT EAR 500 UNRELIABLE
hb12l1000thresh	R12 HB LEFT EAR 1000 THRESHOLD	hb12l1000unreli	R12 HB LEFT EAR 1000 UNRELIABLE
hb12l2000thresh	R12 HB LEFT EAR 2000 THRESHOLD	hb12l2000unreli	R12 HB LEFT EAR 2000 UNRELIABLE
hb12l4000thresh	R12 HB LEFT EAR 4000 THRESHOLD	hb12l4000unreli	R12 HB LEFT EAR 4000 UNRELIABLE
hb12l8000thresh	R12 HB LEFT EAR 8000 THRESHOLD	hb12l8000unreli	R12 HB LEFT EAR 8000 UNRELIABLE
hb12r250thresh	R12 HB RIGHT EAR 250 THRESHOLD	hb12r250unreli	R12 HB RIGHT EAR 250 UNRELIABLE
hb12r500thresh	R12 HB RIGHT EAR 500 THRESHOLD	hb12r500unreli	R12 HB RIGHT EAR 500 UNRELIABLE
hb12r1000thresh	R12 HB RIGHT EAR 1000 THRESHOLD	hb12r1000unreli	R12 HB RIGHT EAR 1000 UNRELIABLE
hb12r2000thresh	R12 HB RIGHT EAR 2000 THRESHOLD	hb12r2000unreli	R12 HB RIGHT EAR 2000 UNRELIABLE
hb12r4000thresh	R12 HB RIGHT EAR 4000 THRESHOLD	hb12r4000unreli	R12 HB RIGHT EAR 4000 UNRELIABLE
hb12r8000thresh	R12 HB RIGHT EAR 8000 THRESHOLD	hb12r8000unreli	R12 HB RIGHT EAR 8000 UNRELIABLE
hb12l250noise	R12 HB LEFT EAR 250 EXCESSIVE BACKGROUND NOISE	hb12l250nores	R12 HB LEFT EAR 250 NO RESPONSE
hb12l500noise	R12 HB LEFT EAR 500 EXCESSIVE BACKGROUND NOISE	hb12l500nores	R12 HB LEFT EAR 500 NO RESPONSE
hb12l1000noise	R12 HB LEFT EAR 1000 EXCESSIVE BACKGROUND NOISE	hb12l1000nores	R12 HB LEFT EAR 1000 NO RESPONSE
hb12l2000noise	R12 HB LEFT EAR 2000 EXCESSIVE BACKGROUND NOISE	hb12l2000nores	R12 HB LEFT EAR 2000 NO RESPONSE
hb12l4000noise	R12 HB LEFT EAR 4000 EXCESSIVE BACKGROUND NOISE	hb12l4000nores	R12 HB LEFT EAR 4000 NO RESPONSE
hb12l8000noise	R12 HB LEFT EAR 8000 EXCESSIVE BACKGROUND NOISE	hb12l8000nores	R12 HB LEFT EAR 8000 NO RESPONSE
hb12r250noise	R12 HB RIGHT EAR 250 EXCESSIVE BACKGROUND NOISE	hb12r250nores	R12 HB RIGHT EAR 250 NO RESPONSE
hb12r500noise	R12 HB RIGHT EAR 500 EXCESSIVE BACKGROUND NOISE	hb12r500nores	R12 HB RIGHT EAR 500 NO RESPONSE
hb12r1000noise	R12 HB RIGHT EAR 1000 EXCESSIVE BACKGROUND NOISE	hb12r1000nores	R12 HB RIGHT EAR 1000 NO RESPONSE
hb12r2000noise	R12 HB RIGHT EAR 2000 EXCESSIVE BACKGROUND NOISE	hb12r2000nores	R12 HB RIGHT EAR 2000 NO RESPONSE
hb12r4000noise	R12 HB RIGHT EAR 4000 EXCESSIVE BACKGROUND NOISE	hb12r4000nores	R12 HB RIGHT EAR 4000 NO RESPONSE
hb12r8000noise	R12 HB RIGHT EAR 8000 EXCESSIVE BACKGROUND NOISE	hb12r8000nores	R12 HB RIGHT EAR 8000 NO RESPONSE

Derived Variables From Items in the Vision and Hearing Booklet (VB)

vb12ddistance	R12 D DISTANCE ACUITY VISION TEST SCORE
vb12dcontrast	R12 D CONTRAST SENSITIVITY VISION TEST SCORE
vb12dnear	R12 D NEAR ACUITY VISION TEST SCORE
vb12ddistancem	R12 D DISTANCE ACUITY VISION TEST SCORE MISSING RSN
vb12dcontrastm	R12 D CONTRAST SENSITIVITY VISION TEST SCORE MISSING RSN
vb12dnearm	R12 D NEAR ACUITY VISION TEST SCORE MISSING RSN
hb12dbpta	R12 D PURE-TONE AVERAGE OF THE BETTER EAR
hb12dwpta	R12 D PURE-TONE AVERAGE OF THE WORSE EAR
hb12dbetterear	R12 D BETTER EAR
hb12dbptam	R12 D PURE-TONE AVERAGE MISSING RSN

Activities Admin (ALL)

Section CB [COGSTATE BATTERY]

Sequence: 6

CB1PRE

VARIABLE NAME(S) AND LABEL(S):

cb12cogintro

R12 CB1PRE COGNITION INTRO

QUESTION TEXT:

We have one more activity on the tablet.

PRESS 1 AND ENTER TO CONTINUE

PRESS 7 AND ENTER TO REFUSE ACTIVITY

CODES

1 CONTINUE TO ACTIVITY

7 REFUSE ACTIVITY

CB10

CB7PRE

VARIABLE NAME(S) AND LABEL(S):

NOT ON FILE

QUESTION TEXT:

I'll need just a moment to organize my equipment.

GET OUT COGNITION ACTIVITY JOB AID AND REFER TO INSTRUCTION TEXT

NAVIGATE TO INPUT SCREEN

PRESS 1 AND ENTER TO CONTINUE

CB7

VARIABLE NAME(S) AND LABEL(S):

NOT ON FILE

DISPLAY INSTRUCTIONS:

Activities Admin (ALL) :: CB

If PE1 = 1 (Left), display "Left".
Otherwise, display "Right".

If SP GENDER = 1 (MALE), display "Male".
Else if SP GENDER = 2 (FEMALE), display "Female".

Display SP YEAR OF BIRTH and Cog Bat ID in question text.

QUESTION TEXT:

ENTER THE INFORMATION BELOW AT THE INPUT SCREEN:

Screening ID: {Cog Bat ID}

Language: SELECT INTERVIEW LANGUAGE

Gender: {Male/Female}

Preferred Hand: {Left/Right}

Year of Birth: {SP YEAR OF BIRTH}

RETURN TO CAPI WHEN INSTRUCTED IN COGNITION ACTIVITY JOB AID AND PRESS 1 AND ENTER TO CONTINUE

CB9

VARIABLE NAME(S) AND LABEL(S):

cb12cognition R12 CB9 COGNITION ACTIVITY ATTEMPTED

QUESTION TEXT:

INDICATE WHETHER ACTIVITY WAS ATTEMPTED

CODES

1	ATTEMPTED	CB11
2	NOT ATTEMPTED	

PROGRAMMER INSTRUCTIONS:

If CB9 = 1 (ATTEMPTED), set CBCOLLECT flag = 1 (YES).

CB10

VARIABLE NAME(S) AND LABEL(S):

NOT ON FILE

cb12cogrsn1 R12 CB10 NO COG ACTIVITY SP UNABLE TO UNDERSTAND

cb12cogrsn2	R12 CB10 NO COG ACTIVITY SP REFUSED
cb12cogrsn3	R12 CB10 NO COG ACTIVITY PROXY REFUSED
cb12cogrsn4	R12 CB10 NO COG ACTIVITY SP TOO ILL
cb12cogrsn5	R12 CB10 NO COG ACTIVITY SP LANGUAGE BARRIER
cb12cogrsn6	R12 CB10 NO COG ACTIVITY SP NOT PRESENT
cb12cogrsn91	R12 CB10 NO COG ACTIVITY OTHER SPECIFY

QUESTION TEXT:

SPECIFY REASON(S) ACTIVITY NOT ATTEMPTED

SELECT ALL THAT APPLY

CODES

1	SP UNABLE TO UNDERSTAND DIRECTIONS	CB11
2	SP REFUSED	CB11
3	PROXY REFUSED	CB11
4	SP TOO ILL	CB11
5	SP LANGUAGE BARRIER	CB11
91	OTHER (SPECIFY)	

CB10A

VARIABLE NAME(S) AND LABEL(S):

NOT ON FILE

QUESTION TEXT:

SPECIFY THE OTHER REASON SP CANNOT COMPLETE ACTIVITY

ENTER TEXT

Length

255

CB11

VARIABLE NAME(S) AND LABEL(S):

NOT ON FILE

QUESTION TEXT:

PROGRAMMER INSTRUCTIONS:

Set CBCOLLECTDATE (MM-DD-YYYY) = TODAY's date the first time that CB11 is answered.

Set CBCOLLECTTIME (HH:MM) = System time the first time that CB11 is answered.

Go to Section AG - ActiGraph

Once Part 2 (SP Activities) status = 20 (COMPLETE), or Part 2 (SP Activities) status = 12 (STARTED) and CB11 = 1), IMS will pull the following variables:

Cog Bat ID

CBCOLLECT flag

CBCOLLECTDATE

CBCOLLECTTIME

Activities Admin (ALL)

Section AG [ACTIGRAPH]

Sequence: 7

BOX AG1

VARIABLE NAME(S) AND LABEL(S):

NOT ON FILE

If AccelFlg <>1 (YES), go to CC-Caregiving Contact Info.

Otherwise, go to AG1.

AG1

VARIABLE NAME(S) AND LABEL(S):

ag12accintro

R12 AG1 ACCELEROMETRY INTRO

QUESTION TEXT:

This year we are again asking participants to wear an activity watch for 8 days. The activity watch records how much you move through the day and night. This information will help researchers better understand the health and functioning of people like you.

As a thank you for wearing the watch, we are giving you an additional \$50.

PRESS 1 AND ENTER TO CONTINUE

PRESS 7 AND ENTER TO REFUSE ACTIVITY

CODES

1 CONTINUE TO ACTIVITY

7 REFUSE ACTIVITY

AG11

AG3PRE

VARIABLE NAME(S) AND LABEL(S):

NOT ON FILE

QUESTION TEXT:

Activities Admin (ALL) :: AG

I'll need just a moment to organize my supplies.

PRESS 1 AND ENTER TO CONTINUE

AG3

VARIABLE NAME(S) AND LABEL(S):

NOT ON FILE

QUESTION TEXT:

CONNECT BARCODE SCANNER TO COMPUTER TO RECORD THE QR CODE OR ENTER THE SERIAL NUMBER.

PRESS 1 AND ENTER TO SCAN THE QR CODE

PRESS 7 AND ENTER THE SERIAL NUMBER MANUALLY

CODES

- | | |
|---|----------------------------------|
| 1 | CONTINUE TO SCAN QR CODE |
| 7 | ENTER THE SERIAL NUMBER MANUALLY |

AG5A

VARIABLE NAME(S) AND LABEL(S):

NOT ON FILE

DISPLAY INSTRUCTIONS:

Display AG5A and 5B on the same screen.

if AG3 = 7 (ENTER BARCODE), display "ENTER" and "SERIAL NUMBER".
Otherwise, display "SCAN" and "QR CODE".

QUESTION TEXT:

{ENTER/SCAN} THE {SERIAL NUMBER/QR CODE}

PRESS ENTER

ENTER TEXT

Length

31

PROGRAMMER INSTRUCTIONS:

Convert alpha values to upper case.

If AG5A has (<31 characters), display error message "INVALID ENTRY, PLEASE RE-ENTER".

AG5B

VARIABLE NAME(S) AND LABEL(S):

NOT ON FILE

DISPLAY INSTRUCTIONS:

Display AG5A and 5B on the same screen.

if AG3 = 7 (ENTER BARCODE), display "ENTER" and "SERIAL NUMBER".
Otherwise, display "SCAN" and "QR CODE".

QUESTION TEXT:

RE-{ENTER/SCAN} THE {SERIAL NUMBER/ QR CODE}

PRESS ENTER

ENTER TEXT

Length

31

PROGRAMMER INSTRUCTIONS:

Convert alpha values to upper case.

If AG5B has (<31 characters), display error message "INVALID ENTRY, PLEASE RE-ENTER".

If AG5A <> AG5B, display error message "IDS DO NOT MATCH. GO BACK AND RE-ENTER."

Set AGWATCHID = AG5B.

Go to AG7.

AG7

VARIABLE NAME(S) AND LABEL(S):

NOT ON FILE

DISPLAY INSTRUCTIONS:

Spell out month in question text and also as a numeric date as indicated in interviewer question text.

For display of "START DATE AND TIME": display TODAY'S date and time.

For display of "END DATE": display {TODAY'S date + 8}.

Display "START DATE AND TIME" and "END DATE" in bold underlined text.

If LEFTHANDED flag = 1, display "RIGHT".

Else display "LEFT".

QUESTION TEXT:

DISCONNECT SCANNER AND PACK IT UP

GET OUT ACTIGRAPH JOB AID AND REFER TO INSTRUCTION TEXT

HELP SP PUT WATCH ON {LEFT/RIGHT} WRIST.

RETURN TO CAPI WHEN INSTRUCTED IN JOB AID

START DATE AND TIME : {DAY OF THE WEEK, MONTH DAY, HOUR: MINUTE} {mm/dd, hh:mm}}

END DATE : {DAY OF THE WVEK, MONTH DAY} {(mm/dd)}

PRESS 1 AND ENTER TO CONTINUE

AG9

VARIABLE NAME(S) AND LABEL(S):

ag12accelerometry R12 AG9 ACCELEROMETRY ATTEMPTED

QUESTION TEXT:

INDICATE WHETHER SP AGREED TO ATTEMPT ACTIVITY

CODES

1	ATTEMPTED	AG14
2	NOT ATTEMPTED	

PROGRAMMER INSTRUCTIONS:

If AG9 = 1 (ATTEMPTED), set AGCOLLECT flag = 1 (YES).

AG11

VARIABLE NAME(S) AND LABEL(S):

ag12accrsn1	R12 AG11 NO ACC ACTIVITY SP UNABLE TO UNDERSTAND
ag12accrsn2	R12 AG11 NO ACC ACTIVITY SP REFUSED
ag12accrsn3	R12 AG11 NO ACC ACTIVITY PROXY REFUSED
ag12accrsn4	R12 AG11 NO ACC ACTIVITY SP TOO ILL
ag12accrsn5	R12 AG11 NO ACC ACTIVITY SP LANGUAGE BARRIER
ag12accrsn6	R12 AG11 NO ACC ACTIVITY SP NOT PRESENT
ag12accrsn91	R12 AG11 NO ACC ACTIVITY OTHER SPECIFY

QUESTION TEXT:

SPECIFY REASON(S) ACTIVITY NOT ATTEMPTED

SELECT ALL THAT APPLY

CODES

1	SP UNABLE TO UNDERSTAND DIRECTIONS	AG15
2	SP REFUSED	AG15
3	PROXY REFUSED	AG15
4	SP TOO ILL	AG15
5	SP LANGUAGE BARRIER	AG15

AG13**VARIABLE NAME(S) AND LABEL(S):**

NOT ON FILE

QUESTION TEXT:

SPECIFY THE OTHER REASON SP CANNOT COMPLETE ACTIVITY

ENTER TEXT

Length

255

AG14**VARIABLE NAME(S) AND LABEL(S):**

NOT ON FILE

DISPLAY INSTRUCTIONS:

If LEFTHANDED flag = 1, display "RIGHT".

Else display "LEFT".

QUESTION TEXT:

INDICATE WHETHER SP AGREED TO WEAR WATCH ON {LEFT/RIGHT} WRIST

CODES

1	YES
2	NO

AG15**VARIABLE NAME(S) AND LABEL(S):**

NOT ON FILE

QUESTION TEXT:

PACK UP EQUIPMENT AND SUPPLIES

PRESS 1 AND ENTER TO CONTINUE

Facility Interview (ALL)

Section FQ [FACILITY STAFF QUESTIONNAIRE]

Sequence: 55

FQ1PRE

VARIABLE NAME(S) AND LABEL(S):

NOT ON FILE

DISPLAY INSTRUCTIONS:

If the NHATS Interview task =11 (READY) and NEWSAMPLE flag <> 1, display "CONFIRM WITH THE FACILITY {SP} IS ALIVE BEFORE CONTINUING" and "AND {SP} IS ALIVE"

Display "CONFIRM WITH THE FACILITY {SP} IS ALIVE BEFORE CONTINUING" in bold, red, underlined text.

QUESTION TEXT:

YOU HAVE SELECTED THE FACILITY STAFF QUESTIONNAIRE (FQ) FOR CASE

{CASE ID}, {SP}

{CONFIRM WITH THE FACILITY {SP} IS ALIVE BEFORE CONTINUING}

IF THIS IS THE CORRECT CASE {AND {SP} IS ALIVE}, PRESS 1 AND ENTER TO CONTINUE

TO SELECT ANOTHER CASE OR TASK, BREAKOFF AND SELECT THE CORRECT CASE ID AND TASK FROM THE IMS

FQ1Consent

VARIABLE NAME(S) AND LABEL(S):

NOT ON FILE

QUESTION TEXT:

During the course of the study, we would like to record some of the questions and answers for training and data quality. I'd like to continue now unless you have any questions.

PRESS 1 AND ENTER TO CONTINUE

IF RESPONDENT REFUSES TO ALLOW AUDIO RECORDING, PRESS 7 AND ENTER

CODES

1	CONSENT TO RECORDING	FQ1a
7	REFUSE CONSENT TO RECORD	

FQ1NotRec

VARIABLE NAME(S) AND LABEL(S):

NOT ON FILE

QUESTION TEXT:

That's fine. The interview will not be recorded.

PRESS 1 AND ENTER TO CONTINUE

FQ1a

VARIABLE NAME(S) AND LABEL(S):

NOT ON FILE

DISPLAY INSTRUCTIONS:

Display "FIRST" in bold underlined text.
Display FQ1a and FQ1b on the same screen.

QUESTION TEXT:

First, I would like to confirm your name and contact information.

What is your name?

ENTER FIRST NAME. CONFIRM SPELLING.

ENTER TEXT

Length

45

FQ1b

VARIABLE NAME(S) AND LABEL(S):

NOT ON FILE

DISPLAY INSTRUCTIONS:

Display "LAST" in bold underlined text.
Display FQ1a and FQ1b on the same screen.

QUESTION TEXT:

ENTER LAST NAME. CONFIRM SPELLING.

ENTER TEXT

FQ2**VARIABLE NAME(S) AND LABEL(S):**

NOT ON FILE

QUESTION TEXT:

What is your job title?

ENTER TEXT

Length

50

FQ3a**VARIABLE NAME(S) AND LABEL(S):**

NOT ON FILE

DISPLAY INSTRUCTIONS:

Display FQ3a, 3b, 3c, 3d, and 3e on the same screen.
Display "address" as underlined text.

QUESTION TEXT:

What is the mailing address here?

CONFIRM SPELLING

ENTER TEXT

Length

50

PROGRAMMER INSTRUCTIONS:

If Breakoff at or before this screen, do not save any FQ data and set FQ task status = 11 (READY).

FQ3b**VARIABLE NAME(S) AND LABEL(S):**

NOT ON FILE

DISPLAY INSTRUCTIONS:

Display FQ3a, 3b, 3c, 3d, and 3e on the same screen.
Display "address" as underlined text.

QUESTION TEXT:

[What is the mailing address here?]

CONFIRM SPELLING

IF NO APT/SUITE NUMBER, PRESS ENTER TO CONTINUE

ENTER TEXT

Length

50

PROGRAMMER INSTRUCTIONS:

Allow empty

FQ3c

VARIABLE NAME(S) AND LABEL(S):

NOT ON FILE

DISPLAY INSTRUCTIONS:

Display FQ3a, 3b, 3c, 3d, and 3e on the same screen.

Display "city" as underlined text.

QUESTION TEXT:

[What is the city?]

CONFIRM SPELLING

ENTER TEXT

Length

25

FQ3d

VARIABLE NAME(S) AND LABEL(S):

NOT ON FILE

DISPLAY INSTRUCTIONS:

Display FQ3a, 3b, 3c, 3d, and 3e on the same screen.

Display "state" as underlined text.

QUESTION TEXT:

[What is the state?]

TYPE THE FIRST LETTER OF THE STATE, THEN USE ARROW KEYS IF NEEDED TO LOCATE STATE, AND PRESS ENTER TO SELECT

PROGRAMMER INSTRUCTIONS:

Use lookup file (51STATE) of state names.

FQ3e

VARIABLE NAME(S) AND LABEL(S):

NOT ON FILE

DISPLAY INSTRUCTIONS:

Display FQ3a, 3b, 3c, 3d, and 3e on the same screen.
Display "zip code" as underlined text.

QUESTION TEXT:

[What is the zip code?]

ENTER A 5-DIGIT ZIP CODE

ENTER TEXT

Length

5

PROGRAMMER INSTRUCTIONS:

5-digit entry required. If less than 5 digits entered, display Error Message #11.

FQ3f

VARIABLE NAME(S) AND LABEL(S):

NOT ON FILE

QUESTION TEXT:

What is the phone number here?

ENTER AREA CODE AND PHONE NUMBER

ENTER TEXT

Length

10

REFUSED

PROGRAMMER INSTRUCTIONS:

Hard edit: if the answer from FQ3f contains less than 10 digits, display error message #12.

Use number input mask (xxx-xxx-xxxx) in the response field.

FQ4

VARIABLE NAME(S) AND LABEL(S):

NOT ON FILE

QUESTION TEXT:

What is your email address here?

ENTER 97 IF NO EMAIL ADDRESS

ENTER TEXT

Length
REFUSED

50

FQ5

VARIABLE NAME(S) AND LABEL(S):

NOT ON FILE

DISPLAY INSTRUCTIONS:

Display "whole" as bold underlined text.

QUESTION TEXT:

What is the name of this place? If there are different names for certain parts or levels of care in this place, please tell me the name for the whole place.

ENTER TEXT

Length

75

FQ6

HELP AVAILABLE

VARIABLE NAME(S) AND LABEL(S):

fq12dfacdesc

R12 FQ6 FACILITY TYPE

DISPLAY INSTRUCTIONS:

Display text from FQ5 as FACILITY NAME.

Display "whole" as underlined text.

QUESTION TEXT:

SHOW CARD FQ1

Now I'm going to (show/read) you a list of places.

Which of these BEST describes {FACILITY NAME FROM FQ5}? Again, if there are different parts or levels of care in this place, please tell me about the whole place.

(Would you say...)

PRESS F1 FOR HELP SCREEN

CODES

1	FREE STANDING NURSING HOME	FQ15
2	FREE STANDING ASSISTED LIVING FACILITY	FQ7
3	NURSING HOME AND ASSISTED LIVING FACILITY	FQ7
4	INDEPENDENT, ASSISTED AND NURSING HOME CARE COMMUNITY (CCRC or LIFEPLAN COMMUNITY)	FQ7

Facility Interview (ALL) :: FQ

5	ADULT FAMILY CARE HOME	FQ15
6	GROUP HOME	FQ15
7	BOARD AND CARE HOME	FQ15
8	RETIREMENT COMMUNITY OR SENIOR HOUSING (NOT CCRC)	FQ7
9	INDEPENDENT LIVING	FQ7
10	INDEPENDENT AND ASSISTED LIVING	FQ7
91	OTHER (SPECIFY)	FQ7
	REFUSED	FQ7
	DON'T KNOW	FQ7

FQ6a

VARIABLE NAME(S) AND LABEL(S):

fq12dosfacd R12 FQ6A OTHER SPECIFY FAC TYPE

QUESTION TEXT:

SPECIFY TYPE OF PLACE

ENTER TEXT

Length

50

FQ7

VARIABLE NAME(S) AND LABEL(S):

NOT ON FILE

QUESTION TEXT:

Next, I need to confirm where {SP} is living.

PRESS 1 AND ENTER TO CONTINUE

FQ8

VARIABLE NAME(S) AND LABEL(S):

fq12prtllivnam R12 FQ8 FAC NM DIFF4PLC SP LIVES

QUESTION TEXT:

Does the part of {PLACE NAME FROM FQ5} in which {SP} lives have a different name?

CODES

1	YES	
2	NO	FQ10
	REFUSED	FQ10
	DON'T KNOW	FQ10

FQ9**VARIABLE NAME(S) AND LABEL(S):**

NOT ON FILE

QUESTION TEXT:

What is the name of {SP}'s area?

ENTER TEXT

Length

50

FQ10**VARIABLE NAME(S) AND LABEL(S):**

fq12dfacarea R12 FQ10 FACILITY AREA SP LIVES

QUESTION TEXT:

Is the place where {SP} lives considered independent living, assisted living, a special care unit, a nursing home care unit, or something else?

CODES

1	INDEPENDENT LIVING	FQ12
2	ASSISTED LIVING	FQ12
3	SPECIAL CARE, MEMORY CARE, OR ALZHEIMER'S UNIT	FQ11
4	NURSING HOME	FQ12
91	OTHER (SPECIFY)	
	REFUSED	FQ12
	DON'T KNOW	FQ12

FQ10a

VARIABLE NAME(S) AND LABEL(S):

fq12dosfaca

R12 FQ10A OTHER SPECIFY FAC AREA

QUESTION TEXT:

SPECIFY OTHER TYPE OF PLACE

ENTER TEXT

Length

50

PROGRAMMER INSTRUCTIONS:

Go to FQ12

FQ11

VARIABLE NAME(S) AND LABEL(S):

fq12assdnrsng

R12 FQ11 ASSIST LIV OR NURSG HOME

QUESTION TEXT:

Is this special care unit part of an assisted living facility or is it part of a nursing home?

CODES

- | | |
|---|-----------------|
| 1 | ASSISTED LIVING |
| 2 | NURSING HOME |
| | REFUSED |
| | DON'T KNOW |

FQ12

VARIABLE NAME(S) AND LABEL(S):

fq12othrlevls

R12 FQ12 OTH LEVELS OF CARE AVAIL

QUESTION TEXT:

Besides where {SP} lives, are there other levels of care available at {PLACE NAME FROM FQ5} such as independent living, assisted living, a special care unit, or a nursing home care unit?

CODES

1	YES	FQ13
2	NO	FQ15
	REFUSED	FQ15
	DON'T KNOW	FQ15

FQ13

VARIABLE NAME(S) AND LABEL(S):

fq12whotlevl1	R12 FQ13 INDEPNENT LIV CARE AVAIL
fq12whotlevl2	R12 FQ13 ASSISTED LVNG CARE AVAIL
fq12whotlevl3	R12 FQ13 ALZHEIMER CARE AVAIL
fq12whotlevl4	R12 FQ13 NURSING HOME CARE AVAIL
fq12whotlevl5	R12 FQ13 OTHR SPECIFY CARE AVAIL

QUESTION TEXT:

What other levels of care are available?

SELECT ALL THAT APPLY

CODES

Code All That Apply

1	INDEPENDENT LIVING	FQ15
2	ASSISTED LIVING	FQ15
3	SPECIAL CARE, MEMORY CARE, OR ALZHEIMER'S UNIT	FQ15
4	NURSING HOME	FQ15
91	OTHER (SPECIFY)	
	REFUSED	FQ15
	DON'T KNOW	FQ15

FQ13a

VARIABLE NAME(S) AND LABEL(S):

NOT ON FILE

QUESTION TEXT:

SPECIFY OTHER LEVELS OF CARE

ENTER TEXT

FQ15

VARIABLE NAME(S) AND LABEL(S):

fq12servaval1	R12 FQ15 MEALS AVAIL
fq12servaval2	R12 FQ15 HELP WITH MEDS AVAIL
fq12servaval3	R12 FQ15 HELP W BATH DRESS AVAIL
fq12servaval4	R12 FQ15 LAUNDRY SERVCS AVAIL
fq12servaval5	R12 FQ15 HOUSEKEEPING SERV AVAIL
fq12servaval6	R12 FQ15 TRANSPRT MED CARE PROV
fq12servaval7	R12 FQ15 TRANSPRT TO STORE EVENT
fq12servaval10	R12 FQ15 FITNESS CENTER AVAIL
fq12servaval11	R12 FQ15 WALKING AREA AVAIL
fq12servaval8	R12 FQ15 RECREATIONAL FAC AVAIL
fq12servaval9	R12 FQ15 SOCIAL EVENTS AVAIL
fq12servaval12	R12 FQ15 ONSITE HEALTH AVAIL
fq12servaval13	R12 FQ15 MED EMERGENCY SYSTEM AVAIL

DISPLAY INSTRUCTIONS:

Use "Same Question Stem" display

If at FQ15a, do not display question text in brackets.
Otherwise, display question text in brackets.

Display "at {SP}'s current level of care" and "offered" as bold underlined text.

QUESTION TEXT:

SHOW CARD FQ2

{{}}We are interested in the services that are available to people at {SP}'s current level of care. {{}}

{{}}For each service, please tell me if the service is offered to people at {SP}'s level of care. {{}}

{variable text [a-m]}

RESPONSE [1] a. Meals (in common dining areas or in resident's own rooms)?

RESPONSE [2] b. Help with medications?

RESPONSE [3] c. Help with bathing and dressing?

RESPONSE [4] d. Laundry services for linens or clothing?

RESPONSE [5] e. Housekeeping services?

RESPONSE [6] f. A van or shuttle to doctors or other medical care providers?

RESPONSE [7] g. A van or shuttle to stores or events like concerts?

RESPONSE [8] h. An indoor fitness center?

RESPONSE [9] i. Areas to walk for pleasure or exercise, like an outdoor walking path?

RESPONSE [10] j. Other recreational facilities, like swimming pools, game rooms, or tennis courts, for

residents?
RESPONSE [11] k. Organized social events and activities?
RESPONSE [12] l. Onsite health and wellness programs?
RESPONSE [13] m. A medical emergency system to call someone for help?

CODES

- | | |
|---|--|
| 1 | YES, SERVICE AVAILABLE AT THIS LEVEL OF CARE |
| 2 | NO, SERVICE NOT AVAILABLE |
| | REFUSED |
| | DON'T KNOW |

PROGRAMMER INSTRUCTIONS:

Array the responses and Variable text columns in the panel.
Display 'variable text' in the a-m sequence until all rows have been displayed.

FQ15B

VARIABLE NAME(S) AND LABEL(S):

NOT ON FILE

QUESTION TEXT:

IS THE PERSON WHO CAN PROVIDE SOURCE OF PAYMENT INFORMATION AVAILABLE NOW?

CODES

- | | | |
|---|-------------------------|------|
| 1 | YES, CONTINUE | |
| 2 | NO, ASK QUESTIONS LATER | FQ21 |

FQ16PRE

VARIABLE NAME(S) AND LABEL(S):

NOT ON FILE

QUESTION TEXT:

These next questions are about the sources of payment for {SP}'s care.

PRESS 1 AND ENTER TO CONTINUE

FQ16

VARIABLE NAME(S) AND LABEL(S):

Facility Interview (ALL) :: FQ

fq12paysourc1	R12 FQ16 SP OR SP FAMILY PAYMENT
fq12paysourc2	R12 FQ16 SOC SEC SSI PAYMENT
fq12paysourc3	R12 FQ16 MEDICAID PAYMENT
fq12paysourc4	R12 FQ16 MEDICARE PAYMENT
fq12paysourc5	R12 FQ16 PRIVATE INSURANCE PAYMNT
fq12paysourc6	R12 FQ16 OTHR GOVT PAYMENT

DISPLAY INSTRUCTIONS:

Use "Same Question Stem" display

If at FQ16a, do not display question text in brackets.

Otherwise, display question text in brackets.

If FQ6= 1 (FREE STANDING NURSING HOME) or FQ10=4 (NURSING HOME), OR FQ11=2 (NURSING HOME), display FQ16d {Medicare}.

Display dollar amounts using commas to separate zeroes.

QUESTION TEXT:

SHOW CARD FQ3

{{}}In the last billing month for which you have complete payment information, what did each of these sources pay for {SP}'s care?{{}}

{{}}For each one, please tell me the total amount paid by each source for this part of {SP}'s care.{{}}

ENTER DOLLAR AMOUNT

ENTER ZERO IF NO PAYMENT FROM SOURCE

{variable text [a-f]}

RESPONSE [1] a. SP OR SP'S FAMILY

RESPONSE [2] b. SOCIAL SECURITY OR SSI

RESPONSE [3] c. MEDICAID

RESPONSE [4] d. MEDICARE

RESPONSE [5] e. PRIVATE INSURANCE

RESPONSE [6] f. OTHER GOVERNMENT SOURCE (VA, STATE, COUNTY)

ENTER NUMBER

Range	0 to 26000
Soft Range	0 to 10000
REFUSED	
DON'T KNOW	

PROGRAMMER INSTRUCTIONS:

Array the responses and Variable text columns in the panel.

Display 'variable text' in the a-f sequence until all rows have been displayed.

Hard range error 13 "VALUE OUT OF RANGE. VERIFY WITH RESPONDENT AND RE-ENTER ANSWER."

Soft range error "UNLIKELY RESPONSE - PLEASE VERIFY WITH RESPONDENT. SUPPRESS TO ACCEPT RESPONSE AND CONTINUE. OTHERWISE, CLOSE TO RE-ENTER ANSWER."

BOX FQ17

VARIABLE NAME(S) AND LABEL(S):

NOT ON FILE

If DK or RF entered at FQ16 for any amount category, go to FQ18.

Otherwise, go to FQ17.

FQ17

VARIABLE NAME(S) AND LABEL(S):

fq12totalpaym

R12 FQ17 TOTAL PAYMENT FOR CARE

DISPLAY INSTRUCTIONS:

Display dollar amounts using commas to separate zeroes.

QUESTION TEXT:

That adds up to {TOTAL AMOUNT CALCULATED FROM FQ16}.

Is that the total monthly payment for {SP}'s care?

CODES

1	YES	FQ19
2	NO	
	REFUSED	FQ19
	DON'T KNOW	FQ19

FQ18

VARIABLE NAME(S) AND LABEL(S):

fq12mnthlyamt

R12 FQ18 TOT MTHLY AMT FOR CARE

DISPLAY INSTRUCTIONS:

Display dollar amounts using commas to separate zeroes.

QUESTION TEXT:

What is the (approximate) total monthly amount for {SP}'s care?

ENTER AMOUNT

ENTER NUMBER

Range

0 to 26000

REFUSED

DON'T KNOW

FQ19**VARIABLE NAME(S) AND LABEL(S):****fq12primpayer**

R12 FQ19 PRIMARY PAYER FOR CARE

DISPLAY INSTRUCTIONS:

If FQ6= 1 (FREE STANDING NURSING HOME) or FQ10=4 (NURSING HOME), OR FQ11=2 (NURSING HOME), display {Medicare,} and response category 4.

QUESTION TEXT:

Would you say the primary payer for {SP}'s care is {SP} or {his/her} family, Social Security, Medicaid, {Medicare,} or some other source?

CODES

1	SP/FAMILY	BOX FQ21
2	SOCIAL SECURITY/SSI	BOX FQ21
3	MEDICAID	BOX FQ21
4	MEDICARE	BOX FQ21
5	OTHER SOURCE	
	REFUSED	BOX FQ21
	DON'T KNOW	BOX FQ21

FQ20**VARIABLE NAME(S) AND LABEL(S):****fq12govsource**

R12 FQ20 GOVERNMENT SOURCE

QUESTION TEXT:

Is that a government source?

CODES

1	YES
2	NO
	REFUSED
	DON'T KNOW

BOX FQ21

VARIABLE NAME(S) AND LABEL(S):

NOT ON FILE

If FQ21 <> null, go to Box FQ29.
Otherwise, go to FQ21.

FQ21

VARIABLE NAME(S) AND LABEL(S):

NOT ON FILE

QUESTION TEXT:

I would like to confirm that {SP}'s name is {SP'S FIRST NAME} {SP'S MIDDLE NAME} {SP'S LAST NAME}. Is that correct?

SPELL OUT SP'S NAME. CONFIRM SPELLING.

CODES

1	YES	FQ22
2	NO	
	REFUSED	
	DON'T KNOW	

FQ21a

VARIABLE NAME(S) AND LABEL(S):

NOT ON FILE

DISPLAY INSTRUCTIONS:

Display preloaded SP name in the response fields.

Display "FIRST" in bold underlined text.

Display SP first name in fill as bold underlined.

QUESTION TEXT:

What is the correct spelling of {SP}'s full name?

{FIRST NAME} {MIDDLE NAME} {LAST NAME}

CORRECT FIRST NAME. CONFIRM SPELLING.

ENTER TEXT

Length

45

PROGRAMMER INSTRUCTIONS:

Display FQ21a, 21b, and 21c on the same screen.

FQ21b

VARIABLE NAME(S) AND LABEL(S):

NOT ON FILE

DISPLAY INSTRUCTIONS:

Display "MIDDLE" in bold underlined text.

Display SP middle name in fill as bold underlined.

QUESTION TEXT:

[What is the correct spelling of {SP}'s full name?]

{FIRST NAME} {MIDDLE NAME} {LAST NAME}

CORRECT MIDDLE NAME. CONFIRM SPELLING.

PRESS ENTER IF NO MIDDLE NAME OR INITIAL.

ENTER TEXT

Length

25

PROGRAMMER INSTRUCTIONS:

Allow empty.

Display FQ21a, 21b, and 21c on the same screen.

FQ21c

VARIABLE NAME(S) AND LABEL(S):

NOT ON FILE

DISPLAY INSTRUCTIONS:

Display "LAST" in bold underlined text.

Display SP last name in fill as bold underlined.

QUESTION TEXT:

[What is the correct spelling of {SP's} full name?]

{FIRST NAME} {MIDDLE NAME} {LAST NAME}

CORRECT LAST NAME. CONFIRM SPELLING.

ENTER TEXT

Length

25

PROGRAMMER INSTRUCTIONS:

Display FQ21a, 21b, and 21c on the same screen.

Set NameChangeFlag field = YES if any of FQ21a OR FQ21b OR FQ21c are updated.

FQ22

VARIABLE NAME(S) AND LABEL(S):

NOT ON FILE

QUESTION TEXT:

THE SP IS LISTED AS A {MALE/FEMALE}

IF GENDER IS OBVIOUS, CODE WITHOUT ASKING

OTHERWISE ASK: What is {SP's} gender?

CODES

- | | |
|---|--------|
| 1 | MALE |
| 2 | FEMALE |

BOX FQ22A

VARIABLE NAME(S) AND LABEL(S):

NOT ON FILE

Compare preloaded gender of SP with FQ22 value just entered.
If they are the same, go to FQ23.
Otherwise, go to FQ22a.

FQ22A

VARIABLE NAME(S) AND LABEL(S):

NOT ON FILE

QUESTION TEXT:

YOU JUST CHANGED SP'S GENDER FROM {PRELOADED GENDER MALE/FEMALE} TO {FEMALE/MALE FROM FQ22}. DID YOU INTEND TO DO THAT?

CODES

1	YES	
2	NO	FQ22

PROGRAMMER INSTRUCTIONS:

If FQ22A = 2 (NO), display hard error message "SELECT "GO TO" TO RETURN TO FQ22 AND RE-ENTER RESPONSE."

FQ23

VARIABLE NAME(S) AND LABEL(S):

NOT ON FILE

DISPLAY INSTRUCTIONS:

Display preloaded DOB in the question text.

SPELL OUT MONTH WHEN DISPLAYING {BIRTH MONTH BIRTH DAY, BIRTH YEAR}.

FORMAT AS MM/DD/YYYY WHEN DISPLAYING ({BIRTH MM/BIRTH DD/BIRTH YEAR}).

QUESTION TEXT:

I also want to confirm {SP}'s birth date is {BIRTH MONTH BIRTH DAY, BIRTH YEAR} ({BIRTH MM/BIRTH DD/BIRTH YEAR}). Is that correct?

CODES

1	YES	BOX FQ26
2	NO	
	REFUSED	BOX FQ26
	DON'T KNOW	BOX FQ26

FQ24

VARIABLE NAME(S) AND LABEL(S):

NOT ON FILE

DISPLAY INSTRUCTIONS:

Display preloaded DOB.

QUESTION TEXT:

What is {SP}'s date of birth?

ENTER MONTH, DAY, AND YEAR (MM-DD-YYYY)

PROGRAMMER INSTRUCTIONS:

Use mask to collect DOB. Separate mm/dd/yyyy with hyphens for data entry.
MONTH range: 1-12
DAY range: 1-31
YEAR range: (CURRENT YEAR-65) - (CURRENT YEAR-110)

FQ25

VARIABLE NAME(S) AND LABEL(S):

NOT ON FILE

DISPLAY INSTRUCTIONS:

COMPUTE AGE AS (CURRENT DATE – FQ24 DOB).

QUESTION TEXT:

I would like to confirm that {SP} is {CALCULATED AGE} years old today. Is that correct?

CODES

1	YES	
2	NO	FQ24
	REFUSED	
	DON'T KNOW	

PROGRAMMER INSTRUCTIONS:

If FQ25 = 2 (NO), display error message “INCONSISTENT ANSWERS. VERIFY WITH RESPONDENT AND RE-ENTER ANSWER(S).”

BOX FQ26

VARIABLE NAME(S) AND LABEL(S):

NOT ON FILE

If NEWSAMPLE flag=1 (YES), go to FQ26.
Otherwise, go to Box FQ29.

FQ26

VARIABLE NAME(S) AND LABEL(S):

fq12dyourrace1	R12 D FQ26 RACE OF SP-WHITE WHEN ADDED
fq12dyourrace2	R12 D FQ26 RACE OF SP-AFRICN AMERCN WHEN ADDED
fq12dyourrace3	R12 D FQ26 RACE OF SP-AMERICAN INDIAN WHEN ADDED
fq12dyourrace4	R12 D FQ26 RACE OF SP-ALASKA NATIVE WHEN ADDED

fq12dyourrace5	R12 D FQ26 RACE OF SP-ASIAN WHEN ADDED
fq12dyourrace6	R12 D FQ26 RACE OF SP-NATIVE HAWAIIAN WHEN ADDED
fq12dyourrace7	R12 D FQ26 RACE OF SP PACIFIC-ISLANDER WHEN ADDED
fq12dyourrace8	R12 D FQ26 RACE OF SP OTHER SPECIFY WHEN ADDED

QUESTION TEXT:

SHOW CARD FQ4

What race does {SP} consider {himself/herself} to be: White, Black or African American, American Indian, Alaska Native, Asian, Native Hawaiian, Pacific Islander, or something else?

SELECT ALL THAT APPLY

CODES	Code All That Apply	
1	WHITE/CAUCASIAN	BOX FQ27
2	BLACK/AFRICAN AMERICAN	BOX FQ27
3	AMERICAN INDIAN	BOX FQ27
4	ALASKA NATIVE	BOX FQ27
5	ASIAN	BOX FQ27
6	NATIVE HAWAIIAN	BOX FQ27
7	PACIFIC ISLANDER	BOX FQ27
91	OTHER (SPECIFY)	
	REFUSED	BOX FQ27
	DON'T KNOW	BOX FQ27

PROGRAMMER INSTRUCTIONS:

Allow select all that apply.

FQ26A

VARIABLE NAME(S) AND LABEL(S):

NOT ON FILE

QUESTION TEXT:

SPECIFY OTHER RACE

ENTER TEXT

Length

75

BOX FQ27

VARIABLE NAME(S) AND LABEL(S):

Facility Interview (ALL) :: FQ

If more than one response category selected at FQ26, go to FQ27.

Otherwise, go to FQ28.

FQ27

VARIABLE NAME(S) AND LABEL(S):

fq12dprimarace

R12 D FQ27 RACE CONSID SP PRIMRLY WHEN ADDED

DISPLAY INSTRUCTIONS:

Display “or” between each race in question text.

In question text, display only response categories selected at FQ26.

QUESTION TEXT:

SHOW CARD FQ4

Does SP consider {himself/herself} primarily {RESPONSE CATEGORIES SELECTED AT FQ26}?

CODES

- | | |
|----|-------------------------------|
| 1 | WHITE/CAUCASIAN |
| 2 | BLACK/AFRICAN AMERICAN |
| 3 | AMERICAN INDIAN |
| 4 | ALASKA NATIVE |
| 5 | ASIAN |
| 6 | NATIVE HAWAIIAN |
| 7 | PACIFIC ISLANDER |
| 91 | OTHER RACE SPECIFIED AT FQ26A |
| | REFUSED |
| | DON'T KNOW |

FQ28

VARIABLE NAME(S) AND LABEL(S):

fq12dhisplatno

R12 D FQ28 CNSDR SP HSPAN OR LATNO WHEN ADDED

QUESTION TEXT:

Does {SP} consider {himself/herself} Hispanic or Latino?

CODES

1	YES
2	NO
	REFUSED
	DON'T KNOW

BOX FQ29

VARIABLE NAME(S) AND LABEL(S):

NOT ON FILE

If FQ15B = 2 (NO) the first time, loop back through FQ15B – FQ20.
Otherwise, go to FQ29.

FQ29

VARIABLE NAME(S) AND LABEL(S):

NOT ON FILE

QUESTION TEXT:

YOU HAVE COMPLETED THE FACILITY STAFF QUESTIONNAIRE. THANK RESPONDENT.

PRESS 1 AND ENTER TO CONTINUE

FQ30

VARIABLE NAME(S) AND LABEL(S):

NOT ON FILE

DISPLAY INSTRUCTIONS:

If (LAST INT disposition code = 61 (Final NH Complete) or (R1 INT YEAR = 2011 and R1 disposition code = 64 (Final FQ complete, SP INT NOT COMPLETE)) or (R1 INT YEAR = 2015 and R5 disposition code = 64 (Final FQ complete, SP INT NOT COMPLETE))), display “NO ADDITIONAL DATA COLLECTION REQUIRED FOR THIS CASE.”

QUESTION TEXT:

{NO ADDITIONAL DATA COLLECTION REQUIRED FOR THIS CASE.}

PRESS 1 AND ENTER TO RETURN TO IMS SCREEN

PROGRAMMER INSTRUCTIONS:

If FQ8=1 (YES), FACILITY NAME = text from FQ9.

Else FACILITY NAME = text from FQ5.

IMS will pull FACILITY NAME from NHATS Facility Task once task status = 20 (COMPLETE).

If FQ6 = 1 or [(FQ6 = 2 or 3 or 4 or 8 or 91 or RF or DK) and FQ10 = 4] or FQ11 = 2, set FACILITY TYPE flag = 1 (NURSING HOME).

Otherwise, set FACILITY TYPE flag = 2 (OTHER FACILITY).

If NEWSAMPLE flag=1 (YES) and FACILITY TYPE flag = 1 (NURSING HOME), set NHATS Interview Task=code 24 (FINAL NOT REQUIRED) and IRQ SP Task=code 24 (FINAL NOT REQUIRED) and set the final case status to code 61, "Complete, NH Facility".

Else if LAST INT final disposition code was code 61 (FINAL NH COMPLETE) and if FACILITY TYPE flag = 1 (NURSING HOME), set NHATS Interview Task=code 24 (FINAL NOT REQUIRED) and IRQ SP Task=code 24 (FINAL NOT REQUIRED) and set the final case status to code 61, "Complete, NH Facility".

Else if ((R1 INT YEAR = 2011 and R1 final disposition code was code 64 (FINAL FQ COMPLETE, SP NOT COMPLETE)) or (R1 INT YEAR = 2015 and R5 final disposition code was code 64)), set NHATS Interview Task=code 24 (FINAL NOT REQUIRED) and IRQ SP Task=code 24 (FINAL NOT REQUIRED); set the final case status to code 64 (FINAL FQ, SP INTERVIEW NOT COMPLETED) if the FACILITY TYPE flag=2 (OTHER FACILITY).

If FACILITY TYPE flag = 1 or 2, set FACILITY flag = 1 (YES).

IMS will pull FACILITY TYPE flag and FACILITY flag from NHATS Facility Task once task status = 20 (COMPLETE) if the NHATS Interview Task=11 (READY).

Set IRQ Facility Task=code 11 (READY).

Derived Variables from Items in the FQ Section

VARIABLE NAME(S) AND LABEL(S):

fq12dlocsp

R12 D FQ6 6A 10 10A FOR SAMP WGT

Remarks - Interview (ALL)

Section IR [INTERVIEWER REMARKS - SP]

Sequence: 54

IR1A1

VARIABLE NAME(S) AND LABEL(S):

ir12intlangpt(1/2) R12 IR1A1 INTERVIEW LANGUAGE PART (1/2)

QUESTION TEXT:

What language did you use to conduct this interview?

CODES

1	English	BOX IR1
2	Spanish	BOX IR1
3	Other (specify)	

IR1A2

VARIABLE NAME(S) AND LABEL(S):

NOT ON FILE

QUESTION TEXT:

Specify language used to conduct interview.

ENTER TEXT

Length 25

BOX IR1

VARIABLE NAME(S) AND LABEL(S):

NOT ON FILE

If IRQ Part 2 Task, go to IR2.
Else if DECEASED Flag = 1 (YES), go to IR2.
Otherwise, go to IR1A.

IR1A

VARIABLE NAME(S) AND LABEL(S):

NOT ON FILE

QUESTION TEXT:

Describe why Part 1 (SP interview) was conducted by telephone.

ENTER TEXT

Length

500

IR2

VARIABLE NAME(S) AND LABEL(S):

ir12spattitudpt(1/2) R12 IR2 SP ATTITUDE TOWARD INTVW PART (1/2)

QUESTION TEXT:

In general, what was the respondent's attitude toward the interview?

CODES

- | | |
|---|---|
| 1 | Friendly and interested |
| 2 | Cooperative but not particularly interested |
| 3 | Impatient and restless |
| 4 | Hostile |

IR3

VARIABLE NAME(S) AND LABEL(S):

ir12undrstandpt(1/2) R12 IR3 SP UNDERSTAND QUESTION PART (1/2)

QUESTION TEXT:

In general, how was the respondent's understanding of the questions?

CODES

- | | | |
|---|------|------|
| 1 | Good | IR3C |
| 2 | Fair | |

Remarks - Interview (ALL) :: IR

IR3A**VARIABLE NAME(S) AND LABEL(S):**

NOT ON FILE

QUESTION TEXT:

Select any issues that may have affected respondent's understanding of the questions.

Select all that apply.

CODES**Code All That Apply**

1	Hearing problems	IR3C
2	Language barrier	IR3C
3	SP has Alzheimer's/Dementia	IR3C
91	Other (Specify)	

IR3B**VARIABLE NAME(S) AND LABEL(S):**

NOT ON FILE

QUESTION TEXT:

Describe any circumstances that may have affected respondent's understanding of the questions.

ENTER TEXT

Length

500

IR3C**VARIABLE NAME(S) AND LABEL(S):**

NOT ON FILE

QUESTION TEXT:

Did you encounter any problems or issues with CAPI?

Remarks - Interview (ALL) :: IR

CODES

1	Yes	
2	No	BOX IR4

IR3D

VARIABLE NAME(S) AND LABEL(S):

NOT ON FILE

QUESTION TEXT:

Describe problems or issues with CAPI.

ENTER TEXT

Length

500

BOX IR4

VARIABLE NAME(S) AND LABEL(S):

NOT ON FILE

If DECEASED flag = 1 (YES), go to IR23.
Else if PROXY flag = 1 (yes), go to IR4.
Else if PROXY Flag <> 1 (YES) and (CAPI PHONE = 3 (FIP) or IRQ Part 1) go to IR7.
Otherwise go to BOXIR7B.

IR4

VARIABLE NAME(S) AND LABEL(S):

ir12sppresentpt(1/2) R12 IR4 AMT OF INTERVIW SP PRESNT PART (1/2)

DISPLAY INSTRUCTIONS:

If CAPI PHONE Flag = 2 (LIP) and Part 1 IRQ Task, display "memory activities" in answer 4.
If CAPI PHONE Flag = 2 (LIP) and Part 2 IRQ Task, display "clock drawing, physical and/ or tablet activities" in answer 4.
If CAPI PONE Flag = 3 (FIP) display "memory, clock drawing, physical and/or tablet activities" in answer 4.

QUESTION TEXT:

About how much of the interview was the SP present for?

Remarks - Interview (ALL) :: IR

CODES

1	All of the time	IR6
2	Most of the time	IR6
3	Some of the time	IR6
4	Only for {memory activities} {clock drawing, physical and/or tablet activities} {memory, clock drawing, physical and/or tablet activities}	IR6
5	None of the time	

IR5**VARIABLE NAME(S) AND LABEL(S):**

ir12spnotprs1pt(1/2)	R12 IR5 REASON SP NOT PRESENT_SLEEP PART (1/2)
ir12spnotprs2pt(1/2)	R12 IR5 REASON SP NOT PRESENT_2ILL PART (1/2)
ir12spnotprs3pt(1/2)	R12 IR5 REASON SP NOT PRESENT_ALZH PART (1/2)
ir12spnotprs4pt(1/2)	R12 IR5 REASON SP NOT PRESENT_PRXYREQ PART (1/2)
ir12spnotprs5pt(1/2)	R12 IR5 REASON SP NOT PRESENT_INFCLTY PART (1/2)
ir12spnotprs6pt(1/2)	R12 IR5 REASON SP NOT PRESENT_HOSP PART (1/2)
ir12spnotprg1pt(1/2)	R12 IR5 REASON SP NOT PRESENT_OTHSPFY PART (1/2)

QUESTION TEXT:

Select reason(s) why the SP wasn't present for the interview.

Select all that apply.

CODES

1	SP was sleeping	IR6
2	SP was too ill	IR6
3	SP has Alzheimer's/Dementia	IR6
4	Proxy request	IR6
5	SP in residential care facility	IR6
6	SP in hospital, rehab, or hospice facility	IR6
91	Other (Specify)	

IR5A**VARIABLE NAME(S) AND LABEL(S):**

Remarks - Interview (ALL) :: IR

QUESTION TEXT:

Explain why the SP wasn't present for the interview.

ENTER TEXT

Length

500

IR6**VARIABLE NAME(S) AND LABEL(S):**

ir12intvwhlppt(1/2) R12 IR6 ANYONE HELP WITH INTVW PART (1/2)

DISPLAY INSTRUCTIONS:

If PROXY flag = 1 (yes), display "and the proxy".

QUESTION TEXT:

Besides the SP {and the proxy}, was there anyone else who helped answer questions during the interview?

CODES

1	Yes	
2	No	BOX IR7
3	Interview was conducted by telephone	BOX IR7

IR6A**VARIABLE NAME(S) AND LABEL(S):**

ir12prsnhlp1pt(1/2)	R12 IR6A SPOUSE HELPED WITH INTVW PART (1/2)
ir12prsnhlp2pt(1/2)	R12 IR6A CHILD HELPED WITH INTVW PART (1/2)
ir12prsnhlp3pt(1/2)	R12 IR6A RELATIVE HELP WITH INTVW PART (1/2)
ir12prsnhlp4pt(1/2)	R12 IR6A FRIEND HELPED WITH INTVW PART (1/2)
ir12prsnhlp5pt(1/2)	R12 IR6A STAFF HELPED WITH INTVW PART (1/2)
ir12prsnhlp6pt(1/2)	R12 IR6A AIDE HELPED WITH INTVW PART (1/2)
ir12prsnhlp91pt(1/2)	R12 IR6A OTHER HELPED WITH INTVW PART (1/2)

QUESTION TEXT:

Select type(s) of persons who helped answer questions during the interview.

Select all that apply.

Remarks - Interview (ALL) :: IR

CODES	Code All That Apply
1	Spouse/Partner
2	Child of SP
3	Other relative
4	Friend/Neighbor
5	Staff person from place SP lives
6	Personal helper/aide
91	Other

BOX IR7

VARIABLE NAME(S) AND LABEL(S):

NOT ON FILE

If IRQ Part 2 and CAPI PHONE = 2 (LIP), go to BOX IR7B.

Otherwise, go to IR7.

IR7

VARIABLE NAME(S) AND LABEL(S):

NOT ON FILE

QUESTION TEXT:

Did you encounter any problems or issues with administering the SP cognition section, including numbers and letters?

CODES

1	Yes	
2	No	BOX IR7B
3	Not Administered	

IR7A

VARIABLE NAME(S) AND LABEL(S):

Remarks - Interview (ALL) :: IR

NOT ON FILE

QUESTION TEXT:

Describe the SP cognition section problems, issues , or reasons not administered.

ENTER TEXT

Length

500

BOX IR7B

VARIABLE NAME(S) AND LABEL(S):

NOT ON FILE

If IRQ Part 2 Task, go to IR7B.

Otherwise, go to IR12.

IR7B

VARIABLE NAME(S) AND LABEL(S):

NOT ON FILE

QUESTION TEXT:

Did you encounter any problems or issues with administering the clock drawing activity?

CODES

1	Yes	
2	No	IR10
3	Not administered	

IR7B1

VARIABLE NAME(S) AND LABEL(S):

NOT ON FILE

Remarks - Interview (ALL) :: IR

QUESTION TEXT:

Describe problems or issues with administering the clock drawing.

ENTER TEXT

Length

500

IR10**VARIABLE NAME(S) AND LABEL(S):**

NOT ON FILE

QUESTION TEXT:

Did you encounter any problems or issues with administering the physical activities?

CODE 3 (NOT ADMINISTERED) IF THE SP DID NOT ATTEMPT ANY OF THE PHYSICAL ACTIVITIES

CODES

1	Yes	
2	No	IR10B
3	Not Administered	

PROGRAMMER INSTRUCTIONS:

If IR10 = 1 (YES) or 2 (NO), set PECOLLECT flag = 1 (YES).

IR10A**VARIABLE NAME(S) AND LABEL(S):**

NOT ON FILE

QUESTION TEXT:

Describe the physical activities problems, issues, or reasons not administered.

ENTER TEXT

Length

500

PROGRAMMER INSTRUCTIONS:

If IR10 = 1 (YES), go to IR10B.

Otherwise, go to IR11E.

IR10B**VARIABLE NAME(S) AND LABEL(S):**

ir12demolang1 R12 IR10B PHYS ACT DEMO SAFETY TRANS

Remarks - Interview (ALL) :: IR

QUESTION TEXT:

Was the physical activities demonstration or the safety question “Do you think it would be safe to try this?” translated for the SP into a language other than English or Spanish?

CODES

1	Yes	
2	No	IR11E

IR10C**VARIABLE NAME(S) AND LABEL(S):**

NOT ON FILE

QUESTION TEXT:

What language was the physical activity demonstration or the safety question “Do you think it would be safe to try this?” translated into?

Select one.

CODES

1	Arabic
2	Armenian
3	Bengali
4	Chinese - Cantonese
5	Chinese - Mandarin
6	Creole
7	Czech
8	Farsi
9	French
10	German
11	Greek
12	Guajarati
13	Hindi
14	Hungarian
15	Italian
16	Japanese
17	Korean
18	Laotian
19	Lithuanian
20	Punjabi
21	Polish

Remarks - Interview (ALL) :: IR

22	Portuguese
23	Russian
24	Slovak
25	Tagalog
26	Thai
27	Urdu
28	Vietnamese
91	Other (Specify)

PROGRAMMER INSTRUCTIONS:

If IR10C=1-28, go to IR11E.
Otherwise, go to IR10D.

IR10D

VARIABLE NAME(S) AND LABEL(S):

NOT ON FILE

QUESTION TEXT:

Enter the other language that the physical activities were translated into.

ENTER TEXT

Length

25

IR11E

VARIABLE NAME(S) AND LABEL(S):

QUESTION TEXT:

Did you encounter any problems or issues with administering the tablet-based cognition activity?

CODES

1	Yes	
2	No	IR11G
3	Not Administered	

IR11E

VARIABLE NAME(S) AND LABEL(S):

Remarks - Interview (ALL) :: IR

NOT ON FILE

IR11F

VARIABLE NAME(S) AND LABEL(S):

NOT ON FILE

QUESTION TEXT:

Describe the tablet-based cognition activity problems, issues, or reasons not administered.

ENTER TEXT

Length

500

IR11G

VARIABLE NAME(S) AND LABEL(S):

NOT ON FILE

QUESTION TEXT:

Did you encounter any problems or issues with administering the vision activity?

CODES

1 Yes

2 No

3 Not Administered

IR11I

IR11H

VARIABLE NAME(S) AND LABEL(S):

NOT ON FILE

QUESTION TEXT:

Remarks - Interview (ALL) :: IR

Describe the vision activity problems, issues, or reasons not administered.

ENTER TEXT

Length

500

IR11I

VARIABLE NAME(S) AND LABEL(S):

NOT ON FILE

QUESTION TEXT:

Did you encounter any problems or issues with administering the hearing activity?

CODES

1	Yes	
2	No	Box IR11K
3	Not Administered	

IR11J

VARIABLE NAME(S) AND LABEL(S):

NOT ON FILE

QUESTION TEXT:

Describe the hearing activity problems, issues, or reasons not administered.

ENTER TEXT

Length

500

BOX IR11K

VARIABLE NAME(S) AND LABEL(S):

NOT ON FILE

If Accelflg = 1 (YES), go to IR11K.
Otherwise, go to IR12.

Remarks - Interview (ALL) :: IR

IR11K**VARIABLE NAME(S) AND LABEL(S):**

NOT ON FILE

QUESTION TEXT:

Did you encounter any problems or issues with administering the actigraph activity?

CODES

1	Yes	
2	No	IR12
3	Not Administered	

IR11L**VARIABLE NAME(S) AND LABEL(S):**

NOT ON FILE

IR11L**VARIABLE NAME(S) AND LABEL(S):****QUESTION TEXT:**

Describe the actigraph activity problems, issues, or reasons not administered.

ENTER TEXT

Length

500

IR12

VARIABLE NAME(S) AND LABEL(S):

ir12sessionspt(1/2) R12 IR12 MORE ONE INTVW SESSION PART (1/2)

DISPLAY INSTRUCTIONS:

If IRQ Part 1, display "Part 1 (SP Interview)".
If IRQ Part 2 AND CAPI PHONE = 2 (LIP), display "Part 2 (SP Activities)".
If IRQ Part 2 AND CAPI PHONE = 3 (FIP), display "the interview"

QUESTION TEXT:

Did you have to complete {Part 1 (SP Interview)/ Part 2 (SP Activities)/the interview} in more than one session?

CODES

1	Yes	
2	No	BOX IR12C

IR12A

VARIABLE NAME(S) AND LABEL(S):

ir12sessrsn1pt(1/2) R12 IR12A MORE 1 SESSION SP TIRED PART (1/2)
ir12sessrsn2pt(1/2) R12 IR12A MORE 1 SESSION SP ILL PART (1/2)
ir12sessrsn3pt(1/2) R12 IR12A MORE 1 SESSION SCHEDULE PART (1/2)
ir12sessrsn91pt(1/2) R12 IR12A MORE 1 SESSION OTHER PART (1/2)

DISPLAY INSTRUCTIONS:

If IRQ Part 1, display "Part 1 (SP Interview)".
If IRQ Part 2 AND CAPI PHONE = 2 (LIP), display "Part 2 (SP Activities)".
If IRQ Part 2 AND CAPI PHONE = 3 (FIP), display "the interview"

QUESTION TEXT:

Select reason(s) for completing {Part 1 (SP Interview)/Part 2 (SP Activities)/the interview} in more than 1 session.

Select all that apply.

CODES Code All That Apply

1	SP/Proxy too tired to complete in 1 session
2	SP/Proxy felt poorly/ill / SP's health
3	Schedule conflict for respondent
91	Other (Specify)

PROGRAMMER INSTRUCTIONS:

If 91 selected by itself or with any other response, go to IR12B.

Remarks - Interview (ALL) :: IR

Otherwise, go to BOX IR12C.

IR12B

VARIABLE NAME(S) AND LABEL(S):

NOT ON FILE

DISPLAY INSTRUCTIONS:

If IRQ Part 1, display "Part 1 (SP Interview)".

If IRQ Part 2 AND CAPI PHONE = 2 (LIP), display "Part 2 (SP Activities)".

If IRQ Part 2 AND CAPI PHONE = 3 (FIP), display "the interview"

QUESTION TEXT:

Describe other reason why {Part 1 (SP Interview)/Part 2 (SP Activities)/the interview} was completed in more than 1 session.

ENTER TEXT

Length

500

BOXIR12C

VARIABLE NAME(S) AND LABEL(S):

NOT ON FILE

If CAPI Phone = 2 (LIP) and IRQ Part 1, go to IR23.

If CAPI Phone = 2 (LIP) and IRQ Part 2, go to IR12C.

If CAPI Phone = 3 (FIP) and IRQ Part 2, go to IR12C.

Otherwise, go to IR17

IR12C

VARIABLE NAME(S) AND LABEL(S):

ir12conhomapt

R12 IR12C INTRV CONDTD AT HME/APT

DISPLAY INSTRUCTIONS:

If IRQ Part 2 & CAPI PHONE = 2 (LIP), display "Part 2 (SP Activities)".

If IRQ Part 2 & CAPI PHONE = 3 (FIP), display "the interview"

QUESTION TEXT:

Was {Part 2 (SP Activities)/the interview} conducted inside SP's home/apartment/unit?

CODES

Remarks - Interview (ALL) :: IR

1	Yes	IR13
2	No	

IR12D

VARIABLE NAME(S) AND LABEL(S):

NOT ON FILE

QUESTION TEXT:

Describe where the interview was completed and why it was not administered in SP's home/apartment/unit.

ENTER TEXT

Length

500

IR12E

VARIABLE NAME(S) AND LABEL(S):

ir12insidhome

R12 IR12E GO INSIDE HOME/APT/UNIT

QUESTION TEXT:

Did you go inside SP's home/apartment/unit?

CODES

1	Yes	
2	No	IR17

IR13

VARIABLE NAME(S) AND LABEL(S):

ir12condihom1	R12 IR13 PAINT PEELING IN SP HOME
ir12condihom2	R12 IR13 PESTS IN SP HOME
ir12condihom3	R12 IR13 BROKN FURNITURE SP HOME
ir12condihom4	R12 IR13 FLOORING NEEDS REPAIR
ir12condihom5	R12 IR13 HOME OTHR TRIPPING HAZRD

DISPLAY INSTRUCTIONS:

Remarks - Interview (ALL) :: IR

PROGRAMMER INSTRUCTIONS:

Array the responses and variable text columns in the panel.
 Display 'variable text' in the a-b sequence until all rows have been displayed.

QUESTION TEXT:

```
{{}}Inside the SP's home/apartment/unit, did you observe... {{}}
```

```
{variable text [a-e]}
```

```
RESPONSE [1] a. peeling or flaking paint?
```

```
RESPONSE [2] b. evidence of pests (e.g., cockroaches, rodents, etc.)?
```

```
RESPONSE [3] c. broken furniture or lamps?
```

```
RESPONSE [4] d. flooring in need of repair (e.g., torn carpet, broken tiles, split wood)?
```

```
RESPONSE [5] e. other tripping hazards (e.g., pathways not clear, throw rugs not secured, electrical cords in path)?
```

CODES

1	Yes
2	No

PROGRAMMER INSTRUCTIONS:

Array the responses and variable text columns in the panel.
 Display 'variable text' in the a-e sequence until all rows have been displayed.

IR14**VARIABLE NAME(S) AND LABEL(S):**

ir12clutterr1	R12 IR14 CLUTTR IN INTERVIEW ROOM
ir12clutterr2	R12 IR14 CLUTTR IN OTHR SP ROOMS

DISPLAY INSTRUCTIONS:

Use "Same Question Stem" display
 If at IR14a, do not display question text in brackets.
 Otherwise, display question text in brackets.

If at IR14b, display response option 4, "Could not see other rooms".

QUESTION TEXT:

```
{{}}How cluttered... {{}}
```

```
{variable text [a-b]}
```

```
RESPONSE [1] a. was the room where the interview was held?
```

```
RESPONSE [2] b. were the other rooms in the SP's home/apartment/unit?
```

CODES

1	Not at all cluttered
2	Somewhat cluttered
3	Very cluttered
4	Could not see other rooms

PROGRAMMER INSTRUCTIONS:

Array the responses and variable text columns in the panel.
 Display 'variable text' in the a-b sequence until all rows have been displayed.

Remarks - Interview (ALL) :: IR

IR15	ir12areacond1	R12 IR15 LITTER GLASS ON SDWLK ST
	ir12areacond2	R12 IR15 GRAFFITI ON BUILDG WALLS
	ir12areacond3	R12 IR15 VACANT HOUSES OR STORES

DISPLAY INSTRUCTIONS:
 Use "Same Question Stem" display.
 If at IR15a, do not display question text in brackets.
 Otherwise, display question text in brackets.

QUESTION TEXT:

REFER TO THE HOME ENVIRONMENT CHECKLIST EC2a-c ITEMS WHEN ANSWERING THESE QUESTIONS.

{[]} When standing in front of the SP's home/building, and looking around in every direction, how much of the following did you see?{[]}

{variable text [a-c]}

RESPONSE [1] a. Litter, broken glass, or trash, on sidewalks and streets?
 RESPONSE [2] b. Graffiti on buildings and walls?
 RESPONSE [3] c. Vacant or deserted houses or storefronts?

CODES

- 1 None
- 2 A Little
- 3 Some
- 4 A lot
- 5 Could not observe

PROGRAMMER INSTRUCTIONS:

Array the responses and variable text columns in the panel.
 Display ‘variable text’ in the a-c sequence until all rows have been displayed.

IR16	ir12condhome1	R12 IR16 BROKEN WINDOWS IN HOME
	ir12condhome2	R12 IR16 CRUMBLING FOUNDTN IN HOME
	ir12condhome3	R12 IR16 MISSNG BRCKS SIDNG IN HM
	ir12condhome4	R12 IR16 ROOF PROBLEM IN HOME
	ir12condhome5	R12 IR16 BROKEN STEPS TO HOME
	ir12condhome6	R12 IR16 CONTINUOUS SIDEWALKS

DISPLAY INSTRUCTIONS:
 Use "Same Question Stem" display.
 If at IR16a, do not display question text in brackets.
 Otherwise, display question text in brackets.

QUESTION TEXT:

REFER TO THE HOME ENVIRONMENT CHECKLIST EC3a-F ITEMS WHEN ANSWERING THESE QUESTIONS.

{[]}Standing in front of the SP's home/building, did it have...{[]}

{variable text [a-f]}

RESPONSE [1] a. any broken or boarded up windows?
 RESPONSE [2] b. a crumbling foundation or open holes?
 RESPONSE [3] c. missing bricks, siding, or other outside materials?
 RESPONSE [4] d. roof problems (e.g., missing material, sagging, or a hole in roof)?
 RESPONSE [5] e. uneven walking surfaces or broken steps in the area leading to the home/building?
 RESPONSE [6] f. continuous sidewalks in both directions?

CODES

- 1 Yes
- 2 No
- 7 Could not observe

PROGRAMMER INSTRUCTIONS:

Array the responses and variable text columns in the panel.

IR17

VARIABLE NAME(S) AND LABEL(S):

NOT ON FILE

QUESTION TEXT:

Are there any driving directions that you'd like to enter for the next round interviewer?

CODES

1	Yes	
2	No	IR23

IR17A

VARIABLE NAME(S) AND LABEL(S):

NOT ON FILE

QUESTION TEXT:

Provide driving directions for the next round interviewer.

ENTER TEXT

Length	500
--------	-----

IR23

VARIABLE NAME(S) AND LABEL(S):

NOT ON FILE

QUESTION TEXT:

Is there any information you have recorded in the CAPI SP interview that you would like the Home Office staff to correct?

CODES

1	Yes	
2	No	BOX IR24

Remarks - Interview (ALL) :: IR

IR23A

VARIABLE NAME(S) AND LABEL(S):

NOT ON FILE

QUESTION TEXT:

Describe information you have recorded in the CAPI SP interview that you would like the Home Office staff to correct.

ENTER TEXT

Length

750

BOX IR24

VARIABLE NAME(S) AND LABEL(S):

NOT ON FILE

If DECEASED flag = 1 (YES), go to IR25.
Otherwise, go to IR24.

IR24

VARIABLE NAME(S) AND LABEL(S):

NOT ON FILE

DISPLAY INSTRUCTIONS:

Display "Do not" in bold underlined text.

QUESTION TEXT:

Are there any other comments about the case or the interviewing situation that could help the next interviewer complete this case that you would like to make? Do not include comments about data corrections you want the home office to make.

CODES

1 Yes

2 No

IR25

Remarks - Interview (ALL) :: IR

IR24A

VARIABLE NAME(S) AND LABEL(S):

NOT ON FILE

DISPLAY INSTRUCTIONS:

Display "Do not" in bold underlined text.

QUESTION TEXT:

Describe other comments about the case or interviewing situation that could help the next interviewer complete this case. Do not include comments here about data corrections you want the home office to make.

ENTER TEXT

Length

750

IR25

VARIABLE NAME(S) AND LABEL(S):

NOT ON FILE

QUESTION TEXT:

Press 1 and Enter to return to IMS

PROGRAMMER INSTRUCTIONS:

Return to IMS.

If Part 2 (SP Activities) Task, finalize IRQ Part 2 task as complete (code 20).

Else finalize IRQ Part 1 task as complete (code 20).

If CAPI PHONE = 2 (LIP), make Part 2 (SP Activities) tasks available in IMS.

IMS will pull the PECOLLECT fla from Part 1 (SP Interview) Task once task status = 20 (COMPLETE).